

## Hardware Locality (hwloc)

2.12.0rc1

Generated by Doxygen 1.9.8



<b>1 Hardware Locality</b>	<b>1</b>
1.1 Table of Contents	1
1.2 hwloc Overview	2
1.3 Command-line Examples	3
1.4 Programming Interface	5
1.4.1 Portability	5
1.4.2 API Example	6
1.5 Questions and Bugs	9
1.6 History / Credits	9
<b>2 Installation</b>	<b>11</b>
2.1 Basic Installation	11
2.2 Optional Dependencies	11
2.3 Installing from a Git clone	12
<b>3 Compiling software on top of hwloc's C API</b>	<b>13</b>
3.1 Compiling on top of hwloc's C API with GNU Make	13
3.2 Compiling on top of hwloc's C API with CMake	13
<b>4 Terms and Definitions</b>	<b>15</b>
4.1 Objects	15
4.2 Indexes and Sets	15
4.3 Hierarchy, Tree and Levels	16
<b>5 Command-Line Tools</b>	<b>19</b>
5.1 Istopo and Istopo-no-graphics	19
5.2 hwloc-bind	19
5.3 hwloc-calc	19
5.4 hwloc-info	20
5.5 hwloc-distrib	20
5.6 hwloc-ps	20
5.7 hwloc-annotate	20
5.8 hwloc-diff, hwloc-patch and hwloc-compress-dir	20
5.9 hwloc-dump-hwdata	20
5.10 hwloc-gather-topology and hwloc-gather-cpuid	21
<b>6 Environment Variables</b>	<b>23</b>
<b>7 CPU and Memory Binding Overview</b>	<b>27</b>
7.1 Binding Policies and Portability	27
7.2 Joint CPU and Memory Binding (or not)	27

7.3 Current Memory Binding Policy . . . . .	28
<b>8 I/O Devices</b>	<b>29</b>
8.1 Enabling and requirements . . . . .	29
8.2 I/O objects . . . . .	29
8.3 OS devices . . . . .	30
8.4 PCI devices and bridges . . . . .	31
8.5 Consulting I/O devices and binding . . . . .	31
8.6 Examples . . . . .	31
<b>9 Miscellaneous objects</b>	<b>35</b>
9.1 Misc objects added by hwloc . . . . .	35
9.2 Annotating topologies with Misc objects . . . . .	35
<b>10 Object attributes</b>	<b>37</b>
10.1 Normal attributes . . . . .	37
10.2 Custom string infos . . . . .	38
10.2.1 Hardware Platform Information . . . . .	38
10.2.2 Operating System Information . . . . .	38
10.2.3 hwloc Information . . . . .	38
10.2.4 CPU Information . . . . .	39
10.2.5 OS Device Information . . . . .	39
10.2.6 Other Object-specific Information . . . . .	41
10.2.7 User-Given Information . . . . .	41
<b>11 Topology Attributes: Distances, Memory Attributes and CPU Kinds</b>	<b>43</b>
11.1 Distances . . . . .	43
11.2 Memory Attributes . . . . .	44
11.3 CPU Kinds . . . . .	44
<b>12 Heterogeneous Memory</b>	<b>47</b>
12.1 Memory Tiers and Default nodes . . . . .	47
12.2 Using Heterogeneous Memory from the command-line . . . . .	48
12.3 Using Heterogeneous Memory from the C API . . . . .	49
12.3.1 Iterating over the list of (heterogeneous) NUMA nodes . . . . .	49
12.3.2 Iterating over local (heterogeneous) NUMA nodes . . . . .	49
<b>13 Importing and exporting topologies from/to XML files</b>	<b>51</b>
13.1 libxml2 and minimalistic XML backends . . . . .	51
13.2 XML import error management . . . . .	52
<b>14 Synthetic topologies</b>	<b>53</b>

14.1 Synthetic description string . . . . .	53
14.2 Loading a synthetic topology . . . . .	54
14.3 Exporting a topology as a synthetic string . . . . .	54
<b>15 Interoperability With Other Software</b>	<b>55</b>
<b>16 Thread Safety</b>	<b>57</b>
<b>17 Components and plugins</b>	<b>59</b>
17.1 Components enabled by default . . . . .	59
17.2 Selecting which components to use . . . . .	59
17.3 Loading components from plugins . . . . .	60
17.4 Existing components and plugins . . . . .	60
<b>18 Embedding hwloc in Other Software</b>	<b>63</b>
18.1 Using hwloc's M4 Embedding Capabilities . . . . .	63
18.2 Example Embedding hwloc . . . . .	64
<b>19 Frequently Asked Questions (FAQ)</b>	<b>67</b>
19.1 Concepts . . . . .	67
19.1.1 I only need binding, or the number of cores, why should I use hwloc ? . . . . .	67
19.1.2 What may I disable to make hwloc faster? . . . . .	67
19.1.3 Should I use logical or physical/OS indexes? and how? . . . . .	68
19.1.4 hwloc is only a structural model, it ignores performance models, memory bandwidth, etc.? . . . .	68
19.1.5 hwloc only has a one-dimensional view of the architecture, it ignores distances? . . . . .	69
19.1.6 What are these Group objects in my topology? . . . . .	69
19.1.7 What happens if my topology is asymmetric? . . . . .	70
19.1.8 What happens to my topology if I disable symmetric multithreading, hyper-threading, etc. in the system? . . . . .	70
19.1.9 How may I ignore symmetric multithreading, hyper-threading, etc. in hwloc? . . . . .	71
19.2 Advanced . . . . .	71
19.2.1 I do not want hwloc to rediscover my enormous machine topology every time I rerun a process . . . . .	71
19.2.2 How many topologies may I use in my program? . . . . .	72
19.2.3 How to avoid memory waste when manipulating multiple similar topologies? . . . . .	72
19.2.4 How do I annotate the topology with private notes? . . . . .	72
19.2.5 How do I create a custom heterogeneous and asymmetric topology? . . . . .	72
19.3 Caveats . . . . .	74
19.3.1 Why is lstopo slow? . . . . .	74
19.3.2 Does hwloc require privileged access? . . . . .	74
19.3.3 What should I do when hwloc reports "operating system" warnings? . . . . .	74
19.3.4 Why does Valgrind complain about hwloc memory leaks? . . . . .	75

19.4 Platform-specific	75
19.4.1 How do I enable ROCm SMI and select which version to use?	75
19.4.2 How do I enable CUDA and select which CUDA version to use?	75
19.4.3 How do I find the local MCDRAM NUMA node on Intel Xeon Phi processor?	76
19.4.4 Why do I need hwloc-dump-hwdata for memory on Intel Xeon Phi processor?	76
19.4.5 How do I build hwloc for BlueGene/Q?	76
19.4.6 How do I build hwloc for Windows?	77
19.4.7 How to get useful topology information on NetBSD?	77
19.4.8 Why does binding fail on AIX?	77
19.5 Compatibility between hwloc versions	77
19.5.1 How do I handle API changes?	77
19.5.2 What is the difference between API and library version numbers?	78
19.5.3 How do I handle ABI breaks?	78
19.5.4 Are XML topology files compatible between hwloc releases?	79
19.5.5 Are synthetic strings compatible between hwloc releases?	79
19.5.6 Is it possible to share a shared-memory topology between different hwloc releases?	79
<b>20 Upgrading to the hwloc 2.0 API</b>	<b>81</b>
20.1 New Organization of NUMA nodes and Memory	81
20.1.1 Memory children	81
20.1.2 Examples	81
20.1.3 NUMA level and depth	82
20.1.4 Finding Local NUMA nodes and looking at Children and Parents	82
20.2 4 Kinds of Objects and Children	83
20.2.1 I/O and Misc children	83
20.2.2 Kinds of objects	83
20.3 HWLOC_OBJ_CACHE replaced	84
20.4 allowed_cpuset and allowed_nodeset only in the main topology	84
20.5 Object depths are now signed int	84
20.6 Memory attributes become NUMANode-specific	84
20.7 Topology configuration changes	84
20.8 XML changes	85
20.9 Distances API totally rewritten	85
20.10 Return values of functions	85
20.11 Misc API changes	86
20.12 API removals and deprecations	86
<b>21 Topic Index</b>	<b>87</b>
21.1 Topics	87

<b>22 Data Structure Index</b>	<b>89</b>
22.1 Data Structures	89
<b>23 Topic Documentation</b>	<b>91</b>
23.1 Error reporting in the API	91
23.2 API version	91
23.2.1 Detailed Description	91
23.2.2 Macro Definition Documentation	91
23.2.2.1 HWLOC_API_VERSION	91
23.2.2.2 HWLOC_COMPONENT_ABI	91
23.2.3 Function Documentation	92
23.2.3.1 hwloc_get_api_version()	92
23.3 Object Sets (hwloc_cpuset_t and hwloc_node_t)	92
23.3.1 Detailed Description	92
23.3.2 Typedef Documentation	92
23.3.2.1 hwloc_const_cpuset_t	92
23.3.2.2 hwloc_const_node_t	92
23.3.2.3 hwloc_cpuset_t	92
23.3.2.4 hwloc_node_t	92
23.4 Object Types	93
23.4.1 Detailed Description	93
23.4.2 Macro Definition Documentation	93
23.4.2.1 HWLOC_TYPE_UNORDERED	93
23.4.3 Typedef Documentation	93
23.4.3.1 hwloc_obj_bridge_type_t	93
23.4.3.2 hwloc_obj_cache_type_t	94
23.4.3.3 hwloc_obj_osdev_type_t	94
23.4.4 Enumeration Type Documentation	94
23.4.4.1 hwloc_obj_bridge_type_e	94
23.4.4.2 hwloc_obj_cache_type_e	94
23.4.4.3 hwloc_obj_osdev_type_e	94
23.4.4.4 hwloc_obj_type_t	95
23.4.5 Function Documentation	97
23.4.5.1 hwloc_compare_types()	97
23.5 Object Structure and Attributes	97
23.5.1 Detailed Description	97
23.5.2 Typedef Documentation	97
23.5.2.1 hwloc_obj_t	97
23.6 Topology Creation and Destruction	97

23.6.1 Detailed Description	98
23.6.2 Typedef Documentation	98
23.6.2.1 hwloc_topology_t	98
23.6.3 Function Documentation	98
23.6.3.1 hwloc_topology_abi_check()	98
23.6.3.2 hwloc_topology_check()	98
23.6.3.3 hwloc_topology_destroy()	99
23.6.3.4 hwloc_topology_dup()	99
23.6.3.5 hwloc_topology_init()	99
23.6.3.6 hwloc_topology_load()	99
23.7 Object levels, depths and types	100
23.7.1 Detailed Description	101
23.7.2 Enumeration Type Documentation	101
23.7.2.1 hwloc_get_type_depth_e	101
23.7.3 Function Documentation	101
23.7.3.1 hwloc_get_depth_type()	101
23.7.3.2 hwloc_get_memory_parents_depth()	101
23.7.3.3 hwloc_get_nbobjs_by_depth()	102
23.7.3.4 hwloc_get_nbobjs_by_type()	102
23.7.3.5 hwloc_get_next_obj_by_depth()	102
23.7.3.6 hwloc_get_next_obj_by_type()	102
23.7.3.7 hwloc_get_obj_by_depth()	103
23.7.3.8 hwloc_get_obj_by_type()	103
23.7.3.9 hwloc_get_root_obj()	103
23.7.3.10 hwloc_get_type_depth()	103
23.7.3.11 hwloc_get_type_or_above_depth()	104
23.7.3.12 hwloc_get_type_or_below_depth()	104
23.7.3.13 hwloc_topology_get_depth()	104
23.8 Converting between Object Types and Attributes, and Strings	105
23.8.1 Detailed Description	105
23.8.2 Function Documentation	105
23.8.2.1 hwloc_obj_attr_snprintf()	105
23.8.2.2 hwloc_obj_type_snprintf()	105
23.8.2.3 hwloc_obj_type_string()	106
23.8.2.4 hwloc_type_sscanf()	106
23.8.2.5 hwloc_type_sscanf_as_depth()	106
23.9 Consulting and Adding Info Attributes	107
23.9.1 Detailed Description	107
23.9.2 Function Documentation	107



23.9.2.1 hwloc_obj_add_info()	107
23.9.2.2 hwloc_obj_get_info_by_name()	107
23.9.2.3 hwloc_obj_set_subtype()	108
23.10 CPU binding	108
23.10.1 Detailed Description	109
23.10.2 Enumeration Type Documentation	109
23.10.2.1 hwloc_cpubind_flags_t	109
23.10.3 Function Documentation	110
23.10.3.1 hwloc_get_cpubind()	110
23.10.3.2 hwloc_get_last_cpu_location()	110
23.10.3.3 hwloc_get_proc_cpubind()	111
23.10.3.4 hwloc_get_proc_last_cpu_location()	111
23.10.3.5 hwloc_get_thread_cpubind()	112
23.10.3.6 hwloc_set_cpubind()	112
23.10.3.7 hwloc_set_proc_cpubind()	112
23.10.3.8 hwloc_set_thread_cpubind()	113
23.11 Memory binding	113
23.11.1 Detailed Description	114
23.11.2 Enumeration Type Documentation	114
23.11.2.1 hwloc_membind_flags_t	114
23.11.2.2 hwloc_membind_policy_t	115
23.11.3 Function Documentation	116
23.11.3.1 hwloc_alloc()	116
23.11.3.2 hwloc_alloc_membind()	116
23.11.3.3 hwloc_alloc_membind_policy()	117
23.11.3.4 hwloc_free()	117
23.11.3.5 hwloc_get_area_membind()	117
23.11.3.6 hwloc_get_area_memlocation()	118
23.11.3.7 hwloc_get_membind()	118
23.11.3.8 hwloc_get_proc_membind()	119
23.11.3.9 hwloc_set_area_membind()	120
23.11.3.10 hwloc_set_membind()	120
23.11.3.11 hwloc_set_proc_membind()	120
23.12 Changing the Source of Topology Discovery	121
23.12.1 Detailed Description	121
23.12.2 Enumeration Type Documentation	121
23.12.2.1 hwloc_topology_components_flag_e	121
23.12.3 Function Documentation	121
23.12.3.1 hwloc_topology_set_components()	121

23.12.3.2 hwloc_topology_set_pid()	122
23.12.3.3 hwloc_topology_set_synthetic()	122
23.12.3.4 hwloc_topology_set_xml()	123
23.12.3.5 hwloc_topology_set_xmlbuffer()	123
23.13 Topology Detection Configuration and Query	124
23.13.1 Detailed Description	124
23.13.2 Enumeration Type Documentation	124
23.13.2.1 hwloc_topology_flags_e	124
23.13.2.2 hwloc_type_filter_e	128
23.13.3 Function Documentation	129
23.13.3.1 hwloc_topology_get_flags()	129
23.13.3.2 hwloc_topology_get_support()	129
23.13.3.3 hwloc_topology_get_type_filter()	129
23.13.3.4 hwloc_topology_get_userdata()	130
23.13.3.5 hwloc_topology_is_thissystem()	130
23.13.3.6 hwloc_topology_set_all_types_filter()	130
23.13.3.7 hwloc_topology_set_cache_types_filter()	130
23.13.3.8 hwloc_topology_set_flags()	131
23.13.3.9 hwloc_topology_set_icache_types_filter()	131
23.13.3.10 hwloc_topology_set_io_types_filter()	131
23.13.3.11 hwloc_topology_set_type_filter()	131
23.13.3.12 hwloc_topology_set_userdata()	132
23.14 Modifying a loaded Topology	132
23.14.1 Detailed Description	132
23.14.2 Enumeration Type Documentation	132
23.14.2.1 hwloc_allow_flags_e	132
23.14.2.2 hwloc_restrict_flags_e	133
23.14.3 Function Documentation	133
23.14.3.1 hwloc_obj_add_other_obj_sets()	133
23.14.3.2 hwloc_topology_alloc_group_object()	133
23.14.3.3 hwloc_topology_allow()	134
23.14.3.4 hwloc_topology_free_group_object()	134
23.14.3.5 hwloc_topology_insert_group_object()	135
23.14.3.6 hwloc_topology_insert_misc_object()	136
23.14.3.7 hwloc_topology_refresh()	136
23.14.3.8 hwloc_topology_restrict()	136
23.15 Kinds of object Type	137
23.15.1 Detailed Description	137
23.15.2 Function Documentation	137

23.15.2.1 hwloc_obj_type_is_cache()	137
23.15.2.2 hwloc_obj_type_is_dcache()	138
23.15.2.3 hwloc_obj_type_is_icache()	138
23.15.2.4 hwloc_obj_type_is_io()	138
23.15.2.5 hwloc_obj_type_is_memory()	138
23.15.2.6 hwloc_obj_type_is_normal()	138
23.16 Finding Objects inside a CPU set	139
23.16.1 Detailed Description	139
23.16.2 Function Documentation	139
23.16.2.1 hwloc_get_first_largest_obj_inside_cpuset()	139
23.16.2.2 hwloc_get_largest_objs_inside_cpuset()	139
23.16.2.3 hwloc_get_nbobjs_inside_cpuset_by_depth()	140
23.16.2.4 hwloc_get_nbobjs_inside_cpuset_by_type()	140
23.16.2.5 hwloc_get_next_obj_inside_cpuset_by_depth()	140
23.16.2.6 hwloc_get_next_obj_inside_cpuset_by_type()	141
23.16.2.7 hwloc_get_obj_index_inside_cpuset()	141
23.16.2.8 hwloc_get_obj_inside_cpuset_by_depth()	141
23.16.2.9 hwloc_get_obj_inside_cpuset_by_type()	142
23.17 Finding Objects covering at least CPU set	142
23.17.1 Detailed Description	142
23.17.2 Function Documentation	142
23.17.2.1 hwloc_get_child_covering_cpuset()	142
23.17.2.2 hwloc_get_next_obj_covering_cpuset_by_depth()	143
23.17.2.3 hwloc_get_next_obj_covering_cpuset_by_type()	143
23.17.2.4 hwloc_get_obj_covering_cpuset()	144
23.18 Looking at Ancestor and Child Objects	144
23.18.1 Detailed Description	144
23.18.2 Function Documentation	144
23.18.2.1 hwloc_get_ancestor_obj_by_depth()	144
23.18.2.2 hwloc_get_ancestor_obj_by_type()	144
23.18.2.3 hwloc_get_common_ancestor_obj()	145
23.18.2.4 hwloc_get_next_child()	145
23.18.2.5 hwloc_obj_is_in_subtree()	145
23.19 Looking at Cache Objects	146
23.19.1 Detailed Description	146
23.19.2 Function Documentation	146
23.19.2.1 hwloc_get_cache_covering_cpuset()	146
23.19.2.2 hwloc_get_cache_type_depth()	146
23.19.2.3 hwloc_get_shared_cache_covering_obj()	146

23.20 Finding objects, miscellaneous helpers	147
23.20.1 Detailed Description	147
23.20.2 Function Documentation	147
23.20.2.1 hwloc_bitmap_singlify_per_core()	147
23.20.2.2 hwloc_get_closest_objs()	147
23.20.2.3 hwloc_get_numanode_obj_by_os_index()	148
23.20.2.4 hwloc_get_obj_below_array_by_type()	148
23.20.2.5 hwloc_get_obj_below_by_type()	148
23.20.2.6 hwloc_get_obj_with_same_locality()	149
23.20.2.7 hwloc_get_pu_obj_by_os_index()	149
23.21 Distributing items over a topology	150
23.21.1 Detailed Description	150
23.21.2 Enumeration Type Documentation	150
23.21.2.1 hwloc_distrib_flags_e	150
23.21.3 Function Documentation	150
23.21.3.1 hwloc_distrib()	150
23.22 CPU and node sets of entire topologies	151
23.22.1 Detailed Description	151
23.22.2 Function Documentation	151
23.22.2.1 hwloc_topology_get_allowed_cpuset()	151
23.22.2.2 hwloc_topology_get_allowed_nodeset()	151
23.22.2.3 hwloc_topology_get_complete_cpuset()	152
23.22.2.4 hwloc_topology_get_complete_nodeset()	152
23.22.2.5 hwloc_topology_get_topology_cpuset()	152
23.22.2.6 hwloc_topology_get_topology_nodeset()	153
23.23 Converting between CPU sets and node sets	153
23.23.1 Detailed Description	153
23.23.2 Function Documentation	153
23.23.2.1 hwloc_cpuset_from_nodeset()	153
23.23.2.2 hwloc_cpuset_to_nodeset()	154
23.24 Finding I/O objects	154
23.24.1 Detailed Description	154
23.24.2 Function Documentation	154
23.24.2.1 hwloc_bridge_covers_pcibus()	154
23.24.2.2 hwloc_get_next_bridge()	154
23.24.2.3 hwloc_get_next_osdev()	155
23.24.2.4 hwloc_get_next_pcidev()	155
23.24.2.5 hwloc_get_non_io_ancestor_obj()	155
23.24.2.6 hwloc_get_pcidev_by_busid()	156

23.24.2.7 hwloc_get_pcidev_by_busidstring()	156
23.25 The bitmap API	156
23.25.1 Detailed Description	157
23.25.2 Macro Definition Documentation	158
23.25.2.1 hwloc_bitmap_foreach_begin	158
23.25.2.2 hwloc_bitmap_foreach_end	158
23.25.3 Typedef Documentation	158
23.25.3.1 hwloc_bitmap_t	158
23.25.3.2 hwloc_const_bitmap_t	158
23.25.4 Function Documentation	158
23.25.4.1 hwloc_bitmap_allbut()	158
23.25.4.2 hwloc_bitmap_alloc()	158
23.25.4.3 hwloc_bitmap_alloc_full()	159
23.25.4.4 hwloc_bitmap_and()	159
23.25.4.5 hwloc_bitmap_andnot()	159
23.25.4.6 hwloc_bitmap_asprintf()	159
23.25.4.7 hwloc_bitmap_clr()	159
23.25.4.8 hwloc_bitmap_clr_range()	160
23.25.4.9 hwloc_bitmap_compare()	160
23.25.4.10 hwloc_bitmap_compare_first()	160
23.25.4.11 hwloc_bitmap_copy()	161
23.25.4.12 hwloc_bitmap_dup()	161
23.25.4.13 hwloc_bitmap_fill()	161
23.25.4.14 hwloc_bitmap_first()	161
23.25.4.15 hwloc_bitmap_first_unset()	161
23.25.4.16 hwloc_bitmap_free()	161
23.25.4.17 hwloc_bitmap_from_ith_ulong()	161
23.25.4.18 hwloc_bitmap_from_ulong()	162
23.25.4.19 hwloc_bitmap_from_ulongs()	162
23.25.4.20 hwloc_bitmap_intersects()	162
23.25.4.21 hwloc_bitmap_isequal()	162
23.25.4.22 hwloc_bitmap_isfull()	162
23.25.4.23 hwloc_bitmap_isincluded()	163
23.25.4.24 hwloc_bitmap_isset()	163
23.25.4.25 hwloc_bitmap_iszero()	163
23.25.4.26 hwloc_bitmap_last()	163
23.25.4.27 hwloc_bitmap_last_unset()	163
23.25.4.28 hwloc_bitmap_list_asprintf()	164
23.25.4.29 hwloc_bitmap_list_snprintf()	164

23.25.4.30 hwloc_bitmap_list_sscanf()	164
23.25.4.31 hwloc_bitmap_next()	164
23.25.4.32 hwloc_bitmap_next_unset()	165
23.25.4.33 hwloc_bitmap_not()	165
23.25.4.34 hwloc_bitmap_nr_ulong()	165
23.25.4.35 hwloc_bitmap_only()	165
23.25.4.36 hwloc_bitmap_or()	166
23.25.4.37 hwloc_bitmap_set()	166
23.25.4.38 hwloc_bitmap_set_ith_ulong()	166
23.25.4.39 hwloc_bitmap_set_range()	166
23.25.4.40 hwloc_bitmap_singlify()	166
23.25.4.41 hwloc_bitmap_snprintf()	166
23.25.4.42 hwloc_bitmap_sscanf()	167
23.25.4.43 hwloc_bitmap_taskset_asprintf()	167
23.25.4.44 hwloc_bitmap_taskset_snprintf()	167
23.25.4.45 hwloc_bitmap_taskset_sscanf()	168
23.25.4.46 hwloc_bitmap_to_ith_ulong()	168
23.25.4.47 hwloc_bitmap_to_ulong()	168
23.25.4.48 hwloc_bitmap_to_ulong()	168
23.25.4.49 hwloc_bitmap_weight()	168
23.25.4.50 hwloc_bitmap_xor()	169
23.25.4.51 hwloc_bitmap_zero()	169
23.26 Exporting Topologies to XML	169
23.26.1 Detailed Description	169
23.26.2 Enumeration Type Documentation	169
23.26.2.1 hwloc_topology_export_xml_flags_e	169
23.26.3 Function Documentation	170
23.26.3.1 hwloc_export_obj_userdata()	170
23.26.3.2 hwloc_export_obj_userdata_base64()	170
23.26.3.3 hwloc_free_xmlbuffer()	170
23.26.3.4 hwloc_topology_export_xml()	171
23.26.3.5 hwloc_topology_export_xmlbuffer()	171
23.26.3.6 hwloc_topology_set_userdata_export_callback()	172
23.26.3.7 hwloc_topology_set_userdata_import_callback()	172
23.27 Exporting Topologies to Synthetic	172
23.27.1 Detailed Description	172
23.27.2 Enumeration Type Documentation	172
23.27.2.1 hwloc_topology_export_synthetic_flags_e	172
23.27.3 Function Documentation	173

23.27.3.1 hwloc_topology_export_synthetic()	173
23.28 Retrieve distances between objects	173
23.28.1 Detailed Description	174
23.28.2 Enumeration Type Documentation	174
23.28.2.1 hwloc_distances_kind_e	174
23.28.2.2 hwloc_distances_transform_e	175
23.28.3 Function Documentation	175
23.28.3.1 hwloc_distances_get()	175
23.28.3.2 hwloc_distances_get_by_depth()	176
23.28.3.3 hwloc_distances_get_by_name()	176
23.28.3.4 hwloc_distances_get_by_type()	176
23.28.3.5 hwloc_distances_get_name()	177
23.28.3.6 hwloc_distances_release()	177
23.28.3.7 hwloc_distances_transform()	177
23.29 Helpers for consulting distance matrices	178
23.29.1 Detailed Description	178
23.29.2 Function Documentation	178
23.29.2.1 hwloc_distances_obj_index()	178
23.29.2.2 hwloc_distances_obj_pair_values()	178
23.30 Add distances between objects	178
23.30.1 Detailed Description	179
23.30.2 Typedef Documentation	179
23.30.2.1 hwloc_distances_add_handle_t	179
23.30.3 Enumeration Type Documentation	179
23.30.3.1 hwloc_distances_add_flag_e	179
23.30.4 Function Documentation	180
23.30.4.1 hwloc_distances_add_commit()	180
23.30.4.2 hwloc_distances_add_create()	180
23.30.4.3 hwloc_distances_add_values()	180
23.31 Remove distances between objects	181
23.31.1 Detailed Description	181
23.31.2 Function Documentation	181
23.31.2.1 hwloc_distances_release_remove()	181
23.31.2.2 hwloc_distances_remove()	181
23.31.2.3 hwloc_distances_remove_by_depth()	181
23.31.2.4 hwloc_distances_remove_by_type()	182
23.32 Comparing memory node attributes for finding where to allocate on	182
23.32.1 Detailed Description	183
23.32.2 Typedef Documentation	183

23.32.2.1 hwloc_memattr_id_t . . . . .	183
23.32.3 Enumeration Type Documentation . . . . .	183
23.32.3.1 hwloc_local_numanode_flag_e . . . . .	183
23.32.3.2 hwloc_location_type_e . . . . .	184
23.32.3.3 hwloc_memattr_id_e . . . . .	184
23.32.4 Function Documentation . . . . .	185
23.32.4.1 hwloc_get_local_numanode_objs() . . . . .	185
23.32.4.2 hwloc_memattr_get_best_initiator() . . . . .	186
23.32.4.3 hwloc_memattr_get_best_target() . . . . .	186
23.32.4.4 hwloc_memattr_get_by_name() . . . . .	187
23.32.4.5 hwloc_memattr_get_initiators() . . . . .	187
23.32.4.6 hwloc_memattr_get_targets() . . . . .	188
23.32.4.7 hwloc_memattr_get_value() . . . . .	189
23.32.4.8 hwloc_topology_get_default_nodeset() . . . . .	189
23.33 Managing memory attributes . . . . .	190
23.33.1 Detailed Description . . . . .	190
23.33.2 Enumeration Type Documentation . . . . .	190
23.33.2.1 hwloc_memattr_flag_e . . . . .	190
23.33.3 Function Documentation . . . . .	191
23.33.3.1 hwloc_memattr_get_flags() . . . . .	191
23.33.3.2 hwloc_memattr_get_name() . . . . .	191
23.33.3.3 hwloc_memattr_register() . . . . .	191
23.33.3.4 hwloc_memattr_set_value() . . . . .	191
23.34 Kinds of CPU cores . . . . .	192
23.34.1 Detailed Description . . . . .	192
23.34.2 Function Documentation . . . . .	193
23.34.2.1 hwloc_cpukinds_get_by_cpuset() . . . . .	193
23.34.2.2 hwloc_cpukinds_get_info() . . . . .	193
23.34.2.3 hwloc_cpukinds_get_nr() . . . . .	194
23.34.2.4 hwloc_cpukinds_register() . . . . .	194
23.35 Linux-specific helpers . . . . .	194
23.35.1 Detailed Description . . . . .	195
23.35.2 Function Documentation . . . . .	195
23.35.2.1 hwloc_linux_get_tid_cpupbind() . . . . .	195
23.35.2.2 hwloc_linux_get_tid_last_cpu_location() . . . . .	195
23.35.2.3 hwloc_linux_read_path_as_cpumask() . . . . .	195
23.35.2.4 hwloc_linux_set_tid_cpupbind() . . . . .	196
23.36 Interoperability with Linux libnuma unsigned long masks . . . . .	196
23.36.1 Detailed Description . . . . .	196



23.36.2 Function Documentation	196
23.36.2.1 hwloc_cpuset_from_linux_libnuma_ulongs()	196
23.36.2.2 hwloc_cpuset_to_linux_libnuma_ulongs()	197
23.36.2.3 hwloc_nodeset_from_linux_libnuma_ulongs()	197
23.36.2.4 hwloc_nodeset_to_linux_libnuma_ulongs()	197
23.37 Interoperability with Linux libnuma bitmask	198
23.37.1 Detailed Description	198
23.37.2 Function Documentation	198
23.37.2.1 hwloc_cpuset_from_linux_libnuma_bitmask()	198
23.37.2.2 hwloc_cpuset_to_linux_libnuma_bitmask()	198
23.37.2.3 hwloc_nodeset_from_linux_libnuma_bitmask()	199
23.37.2.4 hwloc_nodeset_to_linux_libnuma_bitmask()	199
23.38 Windows-specific helpers	199
23.38.1 Detailed Description	199
23.38.2 Function Documentation	199
23.38.2.1 hwloc_windows_get_nr_processor_groups()	199
23.38.2.2 hwloc_windows_get_processor_group_cpuset()	200
23.39 Interoperability with glibc sched affinity	200
23.39.1 Detailed Description	200
23.39.2 Function Documentation	200
23.39.2.1 hwloc_cpuset_from_glibc_sched_affinity()	200
23.39.2.2 hwloc_cpuset_to_glibc_sched_affinity()	201
23.40 Interoperability with OpenCL	201
23.40.1 Detailed Description	201
23.40.2 Function Documentation	201
23.40.2.1 hwloc_opengl_get_device_cpuset()	201
23.40.2.2 hwloc_opengl_get_device_osdev()	202
23.40.2.3 hwloc_opengl_get_device_osdev_by_index()	202
23.40.2.4 hwloc_opengl_get_device_pci_busid()	203
23.41 Interoperability with the CUDA Driver API	203
23.41.1 Detailed Description	203
23.41.2 Function Documentation	203
23.41.2.1 hwloc_cuda_get_device_cpuset()	203
23.41.2.2 hwloc_cuda_get_device_osdev()	204
23.41.2.3 hwloc_cuda_get_device_osdev_by_index()	204
23.41.2.4 hwloc_cuda_get_device_pci_ids()	204
23.41.2.5 hwloc_cuda_get_device_pcidev()	205
23.42 Interoperability with the CUDA Runtime API	205
23.42.1 Detailed Description	205

23.42.2 Function Documentation	205
23.42.2.1 hwloc_cudart_get_device_cpuset()	205
23.42.2.2 hwloc_cudart_get_device_osdev_by_index()	205
23.42.2.3 hwloc_cudart_get_device_pci_ids()	206
23.42.2.4 hwloc_cudart_get_device_pcidev()	206
23.43 Interoperability with the NVIDIA Management Library	206
23.43.1 Detailed Description	207
23.43.2 Function Documentation	207
23.43.2.1 hwloc_nvml_get_device_cpuset()	207
23.43.2.2 hwloc_nvml_get_device_osdev()	207
23.43.2.3 hwloc_nvml_get_device_osdev_by_index()	207
23.44 Interoperability with the ROCm SMI Management Library	208
23.44.1 Detailed Description	208
23.44.2 Function Documentation	208
23.44.2.1 hwloc_rsmi_get_device_cpuset()	208
23.44.2.2 hwloc_rsmi_get_device_osdev()	208
23.44.2.3 hwloc_rsmi_get_device_osdev_by_index()	209
23.45 Interoperability with the oneAPI Level Zero interface.	209
23.45.1 Detailed Description	209
23.45.2 Function Documentation	209
23.45.2.1 hwloc_levelzero_get_device_cpuset()	209
23.45.2.2 hwloc_levelzero_get_device_osdev()	210
23.45.2.3 hwloc_levelzero_get_sysman_device_cpuset()	210
23.45.2.4 hwloc_levelzero_get_sysman_device_osdev()	211
23.46 Interoperability with OpenGL displays	211
23.46.1 Detailed Description	211
23.46.2 Function Documentation	211
23.46.2.1 hwloc_gl_get_display_by_osdev()	211
23.46.2.2 hwloc_gl_get_display_osdev_by_name()	212
23.46.2.3 hwloc_gl_get_display_osdev_by_port_device()	212
23.47 Interoperability with OpenFabrics	212
23.47.1 Detailed Description	213
23.47.2 Function Documentation	213
23.47.2.1 hwloc_ibv_get_device_cpuset()	213
23.47.2.2 hwloc_ibv_get_device_osdev()	213
23.47.2.3 hwloc_ibv_get_device_osdev_by_name()	213
23.48 Topology differences	214
23.48.1 Detailed Description	214
23.48.2 Typedef Documentation	215

23.48.2.1 hwloc_topology_diff_obj_attr_type_t . . . . .	215
23.48.2.2 hwloc_topology_diff_t . . . . .	215
23.48.2.3 hwloc_topology_diff_type_t . . . . .	215
23.48.3 Enumeration Type Documentation . . . . .	215
23.48.3.1 hwloc_topology_diff_apply_flags_e . . . . .	215
23.48.3.2 hwloc_topology_diff_obj_attr_type_e . . . . .	215
23.48.3.3 hwloc_topology_diff_type_e . . . . .	216
23.48.4 Function Documentation . . . . .	216
23.48.4.1 hwloc_topology_diff_apply() . . . . .	216
23.48.4.2 hwloc_topology_diff_build() . . . . .	216
23.48.4.3 hwloc_topology_diff_destroy() . . . . .	217
23.48.4.4 hwloc_topology_diff_export_xml() . . . . .	217
23.48.4.5 hwloc_topology_diff_export_xmlbuffer() . . . . .	217
23.48.4.6 hwloc_topology_diff_load_xml() . . . . .	218
23.48.4.7 hwloc_topology_diff_load_xmlbuffer() . . . . .	218
23.49 Sharing topologies between processes . . . . .	218
23.49.1 Detailed Description . . . . .	218
23.49.2 Function Documentation . . . . .	219
23.49.2.1 hwloc_shmem_topology_adopt() . . . . .	219
23.49.2.2 hwloc_shmem_topology_get_length() . . . . .	219
23.49.2.3 hwloc_shmem_topology_write() . . . . .	220
23.50 Components and Plugins: Discovery components and backends . . . . .	220
23.50.1 Detailed Description . . . . .	221
23.50.2 Typedef Documentation . . . . .	221
23.50.2.1 hwloc_disc_phase_t . . . . .	221
23.50.3 Enumeration Type Documentation . . . . .	221
23.50.3.1 hwloc_disc_phase_e . . . . .	221
23.50.3.2 hwloc_disc_status_flag_e . . . . .	221
23.50.4 Function Documentation . . . . .	222
23.50.4.1 hwloc_backend_alloc() . . . . .	222
23.50.4.2 hwloc_backend_enable() . . . . .	222
23.51 Components and Plugins: Generic components . . . . .	222
23.51.1 Detailed Description . . . . .	222
23.51.2 Typedef Documentation . . . . .	222
23.51.2.1 hwloc_component_type_t . . . . .	222
23.51.3 Enumeration Type Documentation . . . . .	222
23.51.3.1 hwloc_component_type_e . . . . .	222
23.51.4 Function Documentation . . . . .	223
23.51.4.1 hwloc_plugin_check_namespace() . . . . .	223

23.52 Components and Plugins: Core functions to be used by components	223
23.52.1 Detailed Description	223
23.52.2 Macro Definition Documentation	224
23.52.2.1 HWLOC_SHOW_ALL_ERRORS	224
23.52.2.2 HWLOC_SHOW_CRITICAL_ERRORS	224
23.52.3 Function Documentation	224
23.52.3.1 hwloc__insert_object_by_cpuset()	224
23.52.3.2 hwloc_alloc_setup_object()	224
23.52.3.3 hwloc_hide_errors()	224
23.52.3.4 hwloc_insert_object_by_parent()	225
23.52.3.5 hwloc_obj_add_children_sets()	225
23.52.3.6 hwloc_topology_reconnect()	225
23.53 Components and Plugins: Filtering objects	225
23.53.1 Detailed Description	225
23.53.2 Function Documentation	226
23.53.2.1 hwloc_filter_check_keep_object()	226
23.53.2.2 hwloc_filter_check_keep_object_type()	226
23.53.2.3 hwloc_filter_check_osdev_subtype_important()	226
23.53.2.4 hwloc_filter_check_pciddev_subtype_important()	226
23.54 Components and Plugins: helpers for PCI discovery	226
23.54.1 Detailed Description	227
23.54.2 Function Documentation	227
23.54.2.1 hwloc_pcidisc_check_bridge_type()	227
23.54.2.2 hwloc_pcidisc_find_bridge_buses()	227
23.54.2.3 hwloc_pcidisc_find_cap()	227
23.54.2.4 hwloc_pcidisc_find_linkspeed()	227
23.54.2.5 hwloc_pcidisc_tree_attach()	227
23.54.2.6 hwloc_pcidisc_tree_insert_by_busid()	228
23.55 Components and Plugins: finding PCI objects during other discoveries	228
23.55.1 Detailed Description	228
23.55.2 Function Documentation	228
23.55.2.1 hwloc_pci_find_by_busid()	228
23.55.2.2 hwloc_pci_find_parent_by_busid()	228
23.56 Components and Plugins: distances	229
23.56.1 Detailed Description	229
23.56.2 Typedef Documentation	229
23.56.2.1 hwloc_backend_distances_add_handle_t	229
23.56.3 Function Documentation	229
23.56.3.1 hwloc_backend_distances_add_commit()	229

23.56.3.2 hwloc_backend_distances_add_create()	229
23.56.3.3 hwloc_backend_distances_add_values()	229
<b>24 Data Structure Documentation</b>	<b>231</b>
24.1 hwloc_backend Struct Reference	231
24.1.1 Detailed Description	231
24.1.2 Field Documentation	231
24.1.2.1 disable	231
24.1.2.2 discover	231
24.1.2.3 flags	232
24.1.2.4 get_pci_busid_cpuset	232
24.1.2.5 is_thissystem	232
24.1.2.6 phases	232
24.1.2.7 private_data	232
24.2 hwloc_obj_attr_u::hwloc_bridge_attr_s Struct Reference	232
24.2.1 Detailed Description	233
24.2.2 Field Documentation	233
24.2.2.1 depth	233
24.2.2.2 domain	233
24.2.2.3 [union]	233
24.2.2.4 downstream_type	233
24.2.2.5 pci [1/2]	233
24.2.2.6 [struct] [2/2]	233
24.2.2.7 secondary_bus	233
24.2.2.8 subordinate_bus	233
24.2.2.9 [union]	233
24.2.2.10 upstream_type	233
24.3 hwloc_obj_attr_u::hwloc_cache_attr_s Struct Reference	234
24.3.1 Detailed Description	234
24.3.2 Field Documentation	234
24.3.2.1 associativity	234
24.3.2.2 depth	234
24.3.2.3 linesize	234
24.3.2.4 size	234
24.3.2.5 type	234
24.4 hwloc_cl_device_pci_bus_info_khr Struct Reference	234
24.4.1 Field Documentation	235
24.4.1.1 pci_bus	235
24.4.1.2 pci_device	235

24.4.1.3 pci_domain . . . . .	235
24.4.1.4 pci_function . . . . .	235
24.5 hwloc_cl_device_topology_amd Union Reference . . . . .	235
24.5.1 Field Documentation . . . . .	235
24.5.1.1 bus . . . . .	235
24.5.1.2 data . . . . .	235
24.5.1.3 device . . . . .	235
24.5.1.4 function . . . . .	236
24.5.1.5 [struct] . . . . .	236
24.5.1.6 [struct] . . . . .	236
24.5.1.7 type . . . . .	236
24.5.1.8 unused . . . . .	236
24.6 hwloc_component Struct Reference . . . . .	236
24.6.1 Detailed Description . . . . .	236
24.6.2 Field Documentation . . . . .	236
24.6.2.1 abi . . . . .	236
24.6.2.2 data . . . . .	236
24.6.2.3 finalize . . . . .	237
24.6.2.4 flags . . . . .	237
24.6.2.5 init . . . . .	237
24.6.2.6 type . . . . .	237
24.7 hwloc_disc_component Struct Reference . . . . .	237
24.7.1 Detailed Description . . . . .	238
24.7.2 Field Documentation . . . . .	238
24.7.2.1 enabled_by_default . . . . .	238
24.7.2.2 excluded_phases . . . . .	238
24.7.2.3 instantiate . . . . .	238
24.7.2.4 name . . . . .	238
24.7.2.5 phases . . . . .	238
24.7.2.6 priority . . . . .	238
24.8 hwloc_disc_status Struct Reference . . . . .	238
24.8.1 Detailed Description . . . . .	239
24.8.2 Field Documentation . . . . .	239
24.8.2.1 excluded_phases . . . . .	239
24.8.2.2 flags . . . . .	239
24.8.2.3 phase . . . . .	239
24.9 hwloc_distances_s Struct Reference . . . . .	239
24.9.1 Detailed Description . . . . .	239
24.9.2 Field Documentation . . . . .	240

24.9.2.1 kind	240
24.9.2.2 nbobjs	240
24.9.2.3 objs	240
24.9.2.4 values	240
24.10 hwloc_obj_attr_u::hwloc_group_attr_s Struct Reference	240
24.10.1 Detailed Description	240
24.10.2 Field Documentation	240
24.10.2.1 depth	240
24.10.2.2 dont_merge	241
24.10.2.3 kind	241
24.10.2.4 subkind	241
24.11 hwloc_info_s Struct Reference	241
24.11.1 Detailed Description	241
24.11.2 Field Documentation	241
24.11.2.1 name	241
24.11.2.2 value	241
24.12 hwloc_location Struct Reference	241
24.12.1 Detailed Description	242
24.12.2 Field Documentation	242
24.12.2.1 location	242
24.12.2.2 type	242
24.13 hwloc_location::hwloc_location_u Union Reference	242
24.13.1 Detailed Description	242
24.13.2 Field Documentation	242
24.13.2.1 cpuset	242
24.13.2.2 object	242
24.14 hwloc_obj_attr_u::hwloc_numanode_attr_s::hwloc_memory_page_type_s Struct Reference	242
24.14.1 Detailed Description	243
24.14.2 Field Documentation	243
24.14.2.1 count	243
24.14.2.2 size	243
24.15 hwloc_obj_attr_u::hwloc_numanode_attr_s Struct Reference	243
24.15.1 Detailed Description	243
24.15.2 Field Documentation	243
24.15.2.1 local_memory	243
24.15.2.2 page_types	243
24.15.2.3 page_types_len	244
24.16 hwloc_obj Struct Reference	244
24.16.1 Detailed Description	245

24.16.2 Field Documentation	245
24.16.2.1 arity	245
24.16.2.2 attr	245
24.16.2.3 children	245
24.16.2.4 complete_cpuset	245
24.16.2.5 complete_nodeset	245
24.16.2.6 cpuset	245
24.16.2.7 depth	246
24.16.2.8 first_child	246
24.16.2.9 gp_index	246
24.16.2.10 infos	246
24.16.2.11 infos_count	246
24.16.2.12 io_arity	246
24.16.2.13 io_first_child	246
24.16.2.14 last_child	247
24.16.2.15 logical_index	247
24.16.2.16 memory_arity	247
24.16.2.17 memory_first_child	247
24.16.2.18 misc_arity	247
24.16.2.19 misc_first_child	247
24.16.2.20 name	247
24.16.2.21 next_cousin	247
24.16.2.22 next_sibling	247
24.16.2.23 nodeset	248
24.16.2.24 os_index	248
24.16.2.25 parent	248
24.16.2.26 prev_cousin	248
24.16.2.27 prev_sibling	248
24.16.2.28 sibling_rank	248
24.16.2.29 subtype	248
24.16.2.30 symmetric_subtree	248
24.16.2.31 total_memory	249
24.16.2.32 type	249
24.16.2.33 userdata	249
24.17 hwloc_obj_attr_u Union Reference	249
24.17.1 Detailed Description	249
24.17.2 Field Documentation	249
24.17.2.1 bridge	249
24.17.2.2 cache	249



24.17.2.3 group	250
24.17.2.4 numanode	250
24.17.2.5 osdev	250
24.17.2.6 pcidev	250
24.18 hwloc_obj_attr_u::hwloc_osdev_attr_s Struct Reference	250
24.18.1 Detailed Description	250
24.18.2 Field Documentation	250
24.18.2.1 type	250
24.19 hwloc_obj_attr_u::hwloc_pcidev_attr_s Struct Reference	250
24.19.1 Detailed Description	251
24.19.2 Field Documentation	251
24.19.2.1 bus	251
24.19.2.2 class_id	251
24.19.2.3 dev	251
24.19.2.4 device_id	251
24.19.2.5 domain	251
24.19.2.6 func	251
24.19.2.7 linkspeed	251
24.19.2.8 revision	251
24.19.2.9 subdevice_id	251
24.19.2.10 subvendor_id	252
24.19.2.11 vendor_id	252
24.20 hwloc_topology_cpupbind_support Struct Reference	252
24.20.1 Detailed Description	252
24.20.2 Field Documentation	252
24.20.2.1 get_proc_cpupbind	252
24.20.2.2 get_proc_last_cpu_location	252
24.20.2.3 get_thisproc_cpupbind	252
24.20.2.4 get_thisproc_last_cpu_location	253
24.20.2.5 get_thisthread_cpupbind	253
24.20.2.6 get_thisthread_last_cpu_location	253
24.20.2.7 get_thread_cpupbind	253
24.20.2.8 set_proc_cpupbind	253
24.20.2.9 set_thisproc_cpupbind	253
24.20.2.10 set_thisthread_cpupbind	253
24.20.2.11 set_thread_cpupbind	253
24.21 hwloc_topology_diff_u::hwloc_topology_diff_generic_s Struct Reference	253
24.21.1 Field Documentation	254
24.21.1.1 next	254

24.21.1.2 type . . . . .	254
24.22 hwloc_topology_diff_obj_attr_u::hwloc_topology_diff_obj_attr_generic_s Struct Reference . . . . .	254
24.22.1 Field Documentation . . . . .	254
24.22.1.1 type . . . . .	254
24.23 hwloc_topology_diff_u::hwloc_topology_diff_obj_attr_s Struct Reference . . . . .	254
24.23.1 Field Documentation . . . . .	254
24.23.1.1 diff . . . . .	254
24.23.1.2 next . . . . .	254
24.23.1.3 obj_depth . . . . .	255
24.23.1.4 obj_index . . . . .	255
24.23.1.5 type . . . . .	255
24.24 hwloc_topology_diff_obj_attr_u::hwloc_topology_diff_obj_attr_string_s Struct Reference . . . . .	255
24.24.1 Detailed Description . . . . .	255
24.24.2 Field Documentation . . . . .	255
24.24.2.1 name . . . . .	255
24.24.2.2 newvalue . . . . .	255
24.24.2.3 oldvalue . . . . .	255
24.24.2.4 type . . . . .	255
24.25 hwloc_topology_diff_obj_attr_u Union Reference . . . . .	256
24.25.1 Detailed Description . . . . .	256
24.25.2 Field Documentation . . . . .	256
24.25.2.1 generic . . . . .	256
24.25.2.2 string . . . . .	256
24.25.2.3 uint64 . . . . .	256
24.26 hwloc_topology_diff_obj_attr_u::hwloc_topology_diff_obj_attr_uint64_s Struct Reference . . . . .	256
24.26.1 Detailed Description . . . . .	256
24.26.2 Field Documentation . . . . .	257
24.26.2.1 index . . . . .	257
24.26.2.2 newvalue . . . . .	257
24.26.2.3 oldvalue . . . . .	257
24.26.2.4 type . . . . .	257
24.27 hwloc_topology_diff_u::hwloc_topology_diff_too_complex_s Struct Reference . . . . .	257
24.27.1 Field Documentation . . . . .	257
24.27.1.1 next . . . . .	257
24.27.1.2 obj_depth . . . . .	257
24.27.1.3 obj_index . . . . .	257
24.27.1.4 type . . . . .	257
24.28 hwloc_topology_diff_u Union Reference . . . . .	258
24.28.1 Detailed Description . . . . .	258

---

24.28.2 Field Documentation . . . . .	258
24.28.2.1 generic . . . . .	258
24.28.2.2 obj_attr . . . . .	258
24.28.2.3 too_complex . . . . .	258
24.29 hwloc_topology_discovery_support Struct Reference . . . . .	258
24.29.1 Detailed Description . . . . .	258
24.29.2 Field Documentation . . . . .	259
24.29.2.1 cpukind_efficiency . . . . .	259
24.29.2.2 disallowed_numa . . . . .	259
24.29.2.3 disallowed_pu . . . . .	259
24.29.2.4 numa . . . . .	259
24.29.2.5 numa_memory . . . . .	259
24.29.2.6 pu . . . . .	259
24.30 hwloc_topology_membind_support Struct Reference . . . . .	259
24.30.1 Detailed Description . . . . .	260
24.30.2 Field Documentation . . . . .	260
24.30.2.1 alloc_membind . . . . .	260
24.30.2.2 bind_membind . . . . .	260
24.30.2.3 firsttouch_membind . . . . .	260
24.30.2.4 get_area_membind . . . . .	260
24.30.2.5 get_area_memlocation . . . . .	260
24.30.2.6 get_proc_membind . . . . .	260
24.30.2.7 get_thisproc_membind . . . . .	260
24.30.2.8 get_thisthread_membind . . . . .	260
24.30.2.9 interleave_membind . . . . .	260
24.30.2.10 migrate_membind . . . . .	261
24.30.2.11 nexttouch_membind . . . . .	261
24.30.2.12 set_area_membind . . . . .	261
24.30.2.13 set_proc_membind . . . . .	261
24.30.2.14 set_thisproc_membind . . . . .	261
24.30.2.15 set_thisthread_membind . . . . .	261
24.30.2.16 weighted_interleave_membind . . . . .	261
24.31 hwloc_topology_misc_support Struct Reference . . . . .	261
24.31.1 Detailed Description . . . . .	261
24.31.2 Field Documentation . . . . .	262
24.31.2.1 imported_support . . . . .	262
24.32 hwloc_topology_support Struct Reference . . . . .	262
24.32.1 Detailed Description . . . . .	262
24.32.2 Field Documentation . . . . .	262

24.32.2.1 cpubind . . . . .	262
24.32.2.2 discovery . . . . .	262
24.32.2.3 membind . . . . .	262
24.32.2.4 misc . . . . .	262

# Chapter 1

## Hardware Locality

**Portable abstraction of hierarchical architectures for high-performance computing**

---

### 1.1 Table of Contents

- Introduction
  - [hwloc Overview](#)
  - [Command-line Examples](#)
  - [Programming Interface](#)
  - [Questions and Bugs](#)
  - [History / Credits](#)
- Chapters
  - [Installation](#)
  - [Compiling software on top of hwloc's C API](#)
  - [Terms and Definitions](#)
  - [Command-Line Tools](#)
  - [Environment Variables](#)
  - [CPU and Memory Binding Overview](#)
  - [I/O Devices](#)
  - [Miscellaneous objects](#)
  - [Object attributes](#)
  - [Topology Attributes: Distances, Memory Attributes and CPU Kinds](#)
  - [Heterogeneous Memory](#)
  - [Importing and exporting topologies from/to XML files](#)
  - [Synthetic topologies](#)

- [Interoperability With Other Software](#)
- [Thread Safety](#)
- [Components and plugins](#)
- [Embedding hwloc in Other Software](#)
- [Frequently Asked Questions \(FAQ\)](#)
- [Upgrading to the hwloc 2.0 API](#)

## 1.2 hwloc Overview

The Hardware Locality (hwloc) software project aims at easing the process of discovering hardware resources in parallel architectures. It offers command-line tools and a C API for consulting these resources, their locality, attributes, and interconnection. hwloc primarily aims at helping high-performance computing (HPC) applications, but is also applicable to any project seeking to exploit code and/or data locality on modern computing platforms.

hwloc provides command line tools and a C API to obtain the hierarchical map of key computing elements within a node, such as: NUMA memory nodes, shared caches, processor packages, dies and cores, processing units (logical processors or "threads") and even I/O devices. hwloc also gathers various attributes such as cache and memory information, and is portable across a variety of different operating systems and platforms.

hwloc primarily aims at helping high-performance computing (HPC) applications, but is also applicable to any project seeking to exploit code and/or data locality on modern computing platforms.

hwloc supports the following operating systems:

- Linux (with knowledge of cgroups and cpusets, memory targets/initiators, etc.) on all supported hardware, including Intel Xeon Phi, ScaleMP vSMP, and NumaScale NumaConnect.
- Solaris (with support for processor sets and logical domains)
- AIX
- Darwin / OS X
- FreeBSD and its variants (such as kFreeBSD/GNU)
- NetBSD
- HP-UX
- Microsoft Windows
- IBM BlueGene/Q Compute Node Kernel (CNK)

Since it uses standard Operating System information, hwloc's support is mostly independant from the processor type (x86, powerpc, ...) and just relies on the Operating System support. The main exception is BSD operating systems (NetBSD, FreeBSD, etc.) because they do not provide support topology information, hence hwloc uses an x86-only CPUID-based backend (which can be used for other OSes too, see the [Components and plugins](#) section).

To check whether hwloc works on a particular machine, just try to build it and run `lstopo` or `lstopo-no-graphics`. If some things do not look right (e.g. bogus or missing cache information), see [Questions and Bugs](#).

hwloc only reports the number of processors on unsupported operating systems; no topology information is available.

For development and debugging purposes, hwloc also offers the ability to work on "fake" topologies:

- Symmetrical tree of resources generated from a list of level arities, see [Synthetic topologies](#).
- Remote machine simulation through the gathering of topology as XML files, see [Importing and exporting topologies from/to XML files](#)

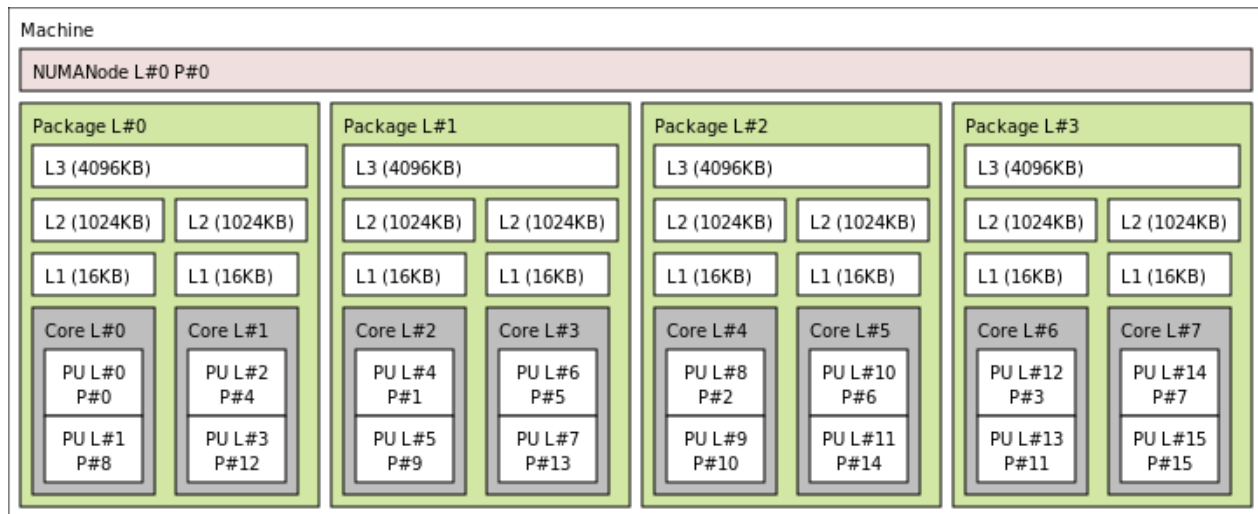
hwloc can display the topology in a human-readable format, either in graphical mode (X11), or by exporting in one of several different formats, including: plain text, LaTeX tikzpicture, PDF, PNG, and FIG (see [Command-line Examples](#) below). Note that some of the export formats require additional support libraries.

hwloc offers a programming interface for manipulating topologies and objects. It also brings a powerful CPU bitmap API that is used to describe topology objects location on physical/logical processors. See the [Programming Interface](#) below. It may also be used to binding applications onto certain cores or memory nodes. Several utility programs are also provided to ease command-line manipulation of topology objects, binding of processes, and so on.

Bindings for several other languages are available from the [project website](#).

## 1.3 Command-line Examples

On a 4-package 2-core machine with hyper-threading, the `lstopo` tool may show the following graphical output:



Here's the equivalent output in textual form:

```
Machine
  NUMANode L#0 (P#0)
    Package L#0 + L3 L#0 (4096KB)
      L2 L#0 (1024KB) + L1 L#0 (16KB) + Core L#0
        PU L#0 (P#0)
        PU L#1 (P#8)
      L2 L#1 (1024KB) + L1 L#1 (16KB) + Core L#1
        PU L#2 (P#4)
        PU L#3 (P#12)
    Package L#1 + L3 L#1 (4096KB)
      L2 L#2 (1024KB) + L1 L#2 (16KB) + Core L#2
        PU L#4 (P#1)
        PU L#5 (P#9)
      L2 L#3 (1024KB) + L1 L#3 (16KB) + Core L#3
        PU L#6 (P#5)
        PU L#7 (P#13)
    Package L#2 + L3 L#2 (4096KB)
      L2 L#4 (1024KB) + L1 L#4 (16KB) + Core L#4
        PU L#8 (P#2)
        PU L#9 (P#10)
      L2 L#5 (1024KB) + L1 L#5 (16KB) + Core L#5
        PU L#10 (P#6)
        PU L#11 (P#14)
    Package L#3 + L3 L#3 (4096KB)
      L2 L#6 (1024KB) + L1 L#6 (16KB) + Core L#6
        PU L#12 (P#3)
        PU L#13 (P#11)
      L2 L#7 (1024KB) + L1 L#7 (16KB) + Core L#7
```

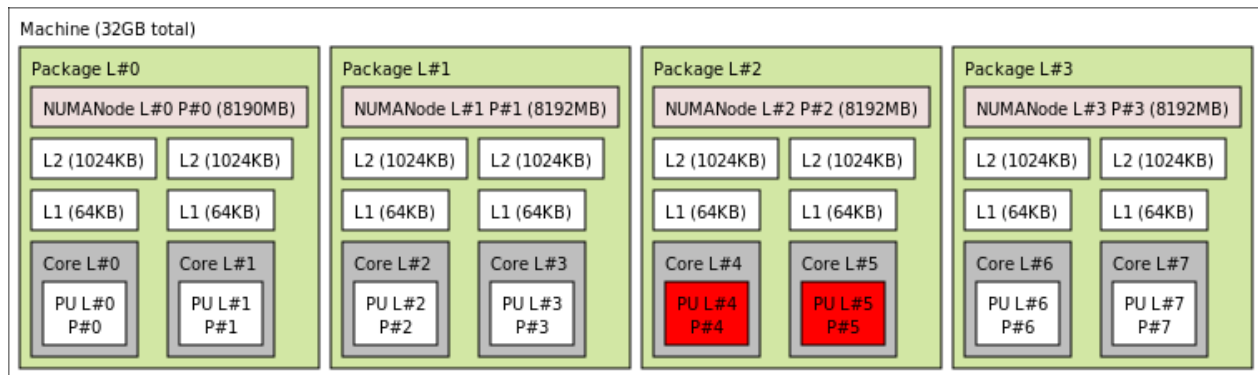
```

PU L#14 (P#7)
PU L#15 (P#15)

```

Note that there is also an equivalent output in XML that is meant for exporting/importing topologies but it is hardly readable to human-beings (see [Importing and exporting topologies from/to XML files](#) for details).

On a 4-package 2-core Opteron NUMA machine (with two core cores disallowed by the administrator), the `lstopo` tool may show the following graphical output (with `--disallowed` for displaying disallowed objects):



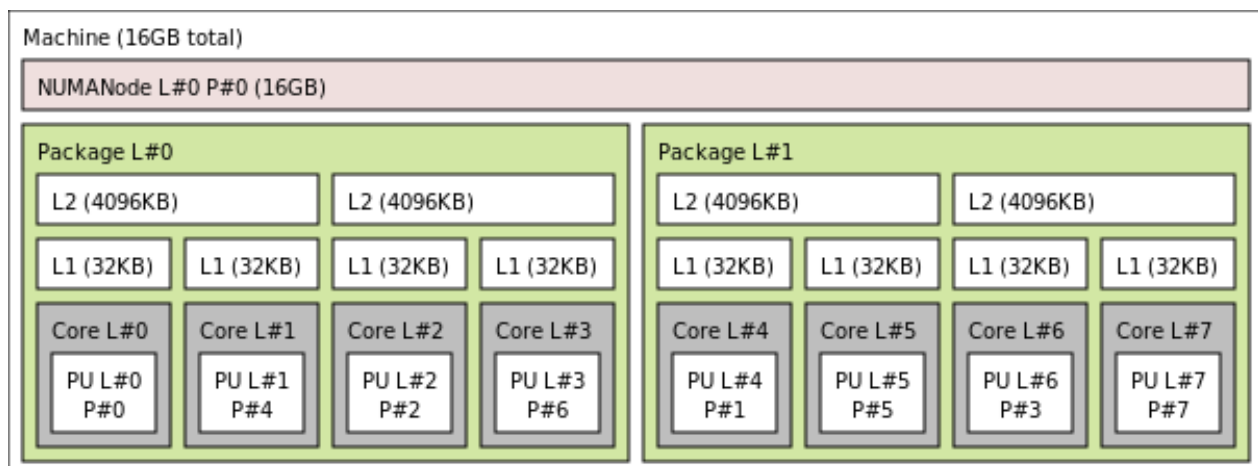
Here's the equivalent output in textual form:

```

Machine (32GB total)
  Package L#0
    NUMANode L#0 (P#0 8190MB)
      L2 L#0 (1024KB) + L1 L#0 (64KB) + Core L#0 + PU L#0 (P#0)
      L2 L#1 (1024KB) + L1 L#1 (64KB) + Core L#1 + PU L#1 (P#1)
  Package L#1
    NUMANode L#1 (P#1 8192MB)
      L2 L#2 (1024KB) + L1 L#2 (64KB) + Core L#2 + PU L#2 (P#2)
      L2 L#3 (1024KB) + L1 L#3 (64KB) + Core L#3 + PU L#3 (P#3)
  Package L#2
    NUMANode L#2 (P#2 8192MB)
      L2 L#4 (1024KB) + L1 L#4 (64KB) + Core L#4 + PU L#4 (P#4)
      L2 L#5 (1024KB) + L1 L#5 (64KB) + Core L#5 + PU L#5 (P#5)
  Package L#3
    NUMANode L#3 (P#3 8192MB)
      L2 L#6 (1024KB) + L1 L#6 (64KB) + Core L#6 + PU L#6 (P#6)
      L2 L#7 (1024KB) + L1 L#7 (64KB) + Core L#7 + PU L#7 (P#7)

```

On a 2-package quad-core Xeon (pre-Nehalem, with 2 dual-core dies into each package):



Here's the same output in textual form:



```
Machine (total 16GB)
  NUMANode L#0 (P#0 16GB)
    Package L#0
      L2 L#0 (4096KB)
        L1 L#0 (32KB) + Core L#0 + PU L#0 (P#0)
        L1 L#1 (32KB) + Core L#1 + PU L#1 (P#4)
      L2 L#1 (4096KB)
        L1 L#2 (32KB) + Core L#2 + PU L#2 (P#2)
        L1 L#3 (32KB) + Core L#3 + PU L#3 (P#6)
    Package L#1
      L2 L#2 (4096KB)
        L1 L#4 (32KB) + Core L#4 + PU L#4 (P#1)
        L1 L#5 (32KB) + Core L#5 + PU L#5 (P#5)
      L2 L#3 (4096KB)
        L1 L#6 (32KB) + Core L#6 + PU L#6 (P#3)
        L1 L#7 (32KB) + Core L#7 + PU L#7 (P#7)
```

## 1.4 Programming Interface

The basic interface is available in [hwloc.h](#). Some higher-level functions are available in [hwloc/helper.h](#) to reduce the need to manually manipulate objects and follow links between them. Documentation for all these is provided later in this document. Developers may also want to look at [hwloc/inlines.h](#) which contains the actual inline code of some [hwloc.h](#) routines, and at this document, which provides good higher-level topology traversal examples.

To precisely define the vocabulary used by hwloc, a [Terms and Definitions](#) section is available and should probably be read first.

Each hwloc object contains a cpuset describing the list of processing units that it contains. These bitmaps may be used for [CPU binding](#) and [Memory binding](#). hwloc offers an extensive bitmap manipulation interface in [hwloc/bitmap.h](#).

Moreover, hwloc also comes with additional helpers for interoperability with several commonly used environments. See the [Interoperability With Other Software](#) section for details.

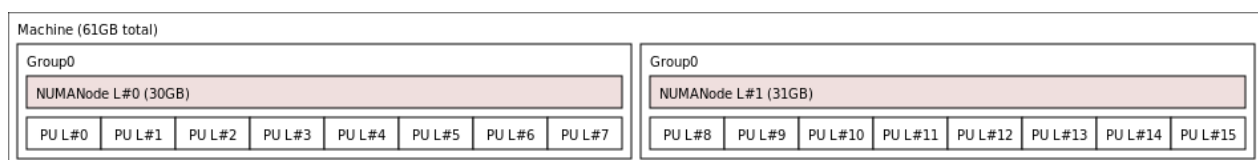
The complete API documentation is available in a full set of HTML pages, man pages, and self-contained PDF files (formatted for both US letter and A4 formats) in the source tarball in [doc/doxygen-doc/](#).

**NOTE:** If you are building the documentation from a Git clone, you will need to have Doxygen and pdflatex installed – the documentation will be built during the normal "make" process. The documentation is installed during "make install" to `$prefix/share/doc/hwloc/` and your systems default man page tree (under `$prefix`, of course).

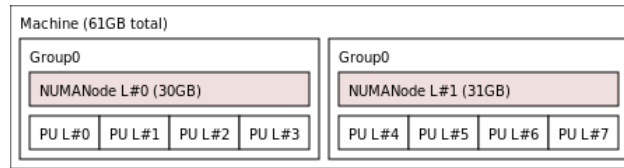
### 1.4.1 Portability

Operating System have varying support for CPU and memory binding, e.g. while some Operating Systems provide interfaces for all kinds of CPU and memory bindings, some others provide only interfaces for a limited number of kinds of CPU and memory binding, and some do not provide any binding interface at all. Hwloc's binding functions would then simply return the ENOSYS error (Function not implemented), meaning that the underlying Operating System does not provide any interface for them. [CPU binding](#) and [Memory binding](#) provide more information on which hwloc binding functions should be preferred because interfaces for them are usually available on the supported Operating Systems. Similarly, the ability of reporting topology information varies from one platform to another. As shown in [Command-line Examples](#), hwloc can obtain information on a wide variety of hardware topologies. However, some platforms and/or operating system versions will only report a subset of this information. For example, on an PPC64-based system with 8 cores (each with 2 hardware threads) running a default 2.6.18-based kernel from RHEL 5.4, hwloc is only able to glean information about NUMA nodes and processor units (PUs). No information about caches, packages, or cores is available.

Here's the graphical output from `lstopo` on this platform when Simultaneous Multi-Threading (SMT) is enabled:



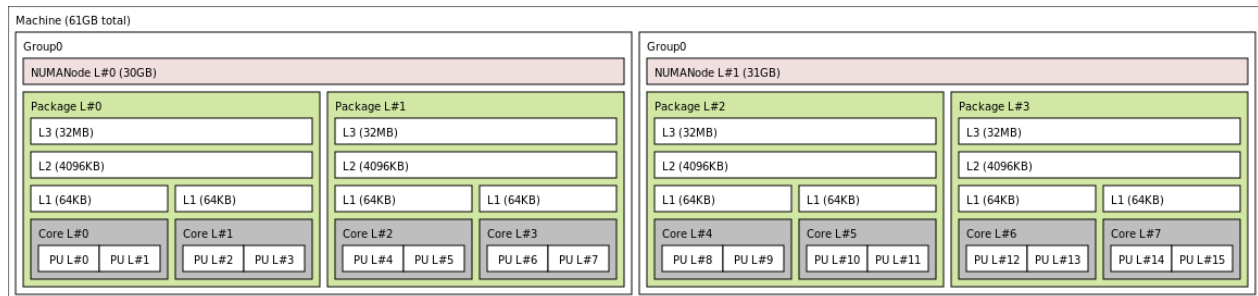
And here's the graphical output from lstopo on this platform when SMT is disabled:



Notice that hwloc only sees half the PUs when SMT is disabled. PU L#6, for example, seems to change location from NUMA node #0 to #1. In reality, no PUs "moved" – they were simply re-numbered when hwloc only saw half as many (see also Logical index in [Indexes and Sets](#)). Hence, PU L#6 in the SMT-disabled picture probably corresponds to PU L#12 in the SMT-enabled picture.

This same "PUs have disappeared" effect can be seen on other platforms – even platforms / OSs that provide much more information than the above PPC64 system. This is an unfortunate side-effect of how operating systems report information to hwloc.

Note that upgrading the Linux kernel on the same PPC64 system mentioned above to 2.6.34, hwloc is able to discover all the topology information. The following picture shows the entire topology layout when SMT is enabled:



Developers using the hwloc API or XML output for portable applications should therefore be extremely careful to not make any assumptions about the structure of data that is returned. For example, per the above reported PPC topology, it is not safe to assume that PUs will always be descendants of cores.

Additionally, future hardware may insert new topology elements that are not available in this version of hwloc. Long-lived applications that are meant to span multiple different hardware platforms should also be careful about making structure assumptions. For example, a new element may someday exist between a core and a PU.

## 1.4.2 API Example

The following small C example (available in the source tree as `doc/examples/hwloc-hello.c`) prints the topology of the machine and performs some thread and memory binding. More examples are available in the `doc/examples/` directory of the source tree.

```

/* Example hwloc API program.
 *
 * See other examples under doc/examples/ in the source tree
 * for more details.
 *
 * Copyright © 2009-2016 Inria. All rights reserved.
 * Copyright © 2009-2011 Université Bordeaux
 * Copyright © 2009-2010 Cisco Systems, Inc. All rights reserved.
 * See COPYING in top-level directory.
 *
 * hwloc-hello.c
 */

#include "hwloc.h"

#include <errno.h>
#include <stdio.h>
#include <string.h>

static void print_children(hwloc_topology_t topology, hwloc_obj_t obj,
                          int depth)
{

```

```

char type[32], attr[1024];
unsigned i;

hwloc_obj_type_snprintf(type, sizeof(type), obj, 0);
printf("%s%s", 2*depth, "", type);
if (obj->os_index != (unsigned) -1)
    printf("#%u", obj->os_index);
hwloc_obj_attr_snprintf(attr, sizeof(attr), obj, " ", 0);
if (*attr)
    printf("(%s)", attr);
printf("\n");
for (i = 0; i < obj->arity; i++) {
    print_children(topology, obj->children[i], depth + 1);
}
}

int main(void)
{
    int depth;
    unsigned i, n;
    unsigned long size;
    int levels;
    char string[128];
    int topodepth;
    void *m;
    hwloc_topology_t topology;
    hwloc_cpuset_t cpuset;
    hwloc_obj_t obj;

    /* Allocate and initialize topology object. */
    hwloc_topology_init(&topology);

    /* ... Optionally, put detection configuration here to ignore
       some objects types, define a synthetic topology, etc....

       The default is to detect all the objects of the machine that
       the caller is allowed to access. See Configure Topology
       Detection. */

    /* Perform the topology detection. */
    hwloc_topology_load(topology);

    /* Optionally, get some additional topology information
       in case we need the topology depth later. */
    topodepth = hwloc_topology_get_depth(topology);

    /* *****
     * First example:
     * Walk the topology with an array style, from level 0 (always
     * the system level) to the lowest level (always the proc level).
     * ***** */
    for (depth = 0; depth < topodepth; depth++) {
        printf("*** Objects at level %d\n", depth);
        for (i = 0; i < hwloc_get_nobjs_by_depth(topology, depth);
             i++) {
            hwloc_obj_type_snprintf(string, sizeof(string),
                                     hwloc_get_obj_by_depth(topology, depth, i), 0);
            printf("Index %u: %s\n", i, string);
        }
    }

    /* *****
     * Second example:
     * Walk the topology with a tree style.
     * ***** */
    printf("*** Printing overall tree\n");
    print_children(topology, hwloc_get_root_obj(topology), 0);

    /* *****
     * Third example:
     * Print the number of packages.
     * ***** */
    depth = hwloc_get_type_depth(topology, HWLOC_OBJ_PACKAGE);
    if (depth == HWLOC_TYPE_DEPTH_UNKNOWN) {
        printf("*** The number of packages is unknown\n");
    } else {
        printf("*** %u package(s)\n",
              hwloc_get_nobjs_by_depth(topology, depth));
    }

    /* *****

```

```

    * Fourth example:
    * Compute the amount of cache that the first logical processor
    * has above it.
    *****/
    levels = 0;
    size = 0;
    for (obj = hwloc_get_obj_by_type(topology, HWLOC_OBJ_PU, 0);
        obj;
        obj = obj->parent)
        if (hwloc_obj_type_is_cache(obj->type)) {
            levels++;
            size += obj->attr->cache.size;
        }
    printf("*** Logical processor 0 has %d caches totaling %luKB\n",
           levels, size / 1024);

    /*****
    * Fifth example:
    * Bind to only one thread of the last core of the machine.
    *
    * First find out where cores are, or else smaller sets of CPUs if
    * the OS doesn't have the notion of a "core".
    *****/
    depth = hwloc_get_type_or_below_depth(topology, HWLOC_OBJ_CORE);

    /* Get last core. */
    obj = hwloc_get_obj_by_depth(topology, depth,
                                hwloc_get_nobjs_by_depth(topology, depth) - 1);
    if (obj) {
        /* Get a copy of its cpuset that we may modify. */
        cpuset = hwloc_bitmap_dup(obj->cpuset);

        /* Get only one logical processor (in case the core is
           SMT/hyper-threaded). */
        hwloc_bitmap_singlify(cpuset);

        /* And try to bind ourself there. */
        if (hwloc_set_cpubind(topology, cpuset, 0)) {
            char *str;
            int error = errno;
            hwloc_bitmap_asprintf(&str, obj->cpuset);
            printf("Couldn't bind to cpuset %s: %s\n", str, strerror(error));
            free(str);
        }

        /* Free our cpuset copy */
        hwloc_bitmap_free(cpuset);
    }

    /*****
    * Sixth example:
    * Allocate some memory on the last NUMA node, bind some existing
    * memory to the last NUMA node.
    *****/
    /* Get last node. There's always at least one. */
    n = hwloc_get_nobjs_by_type(topology, HWLOC_OBJ_NUMANODE);
    obj = hwloc_get_obj_by_type(topology, HWLOC_OBJ_NUMANODE, n - 1);

    size = 1024*1024;
    m = hwloc_alloc_membind(topology, size, obj->nodeset,
                           HWLOC_MEMBIND_BIND, HWLOC_MEMBIND_BYNODESET);
    hwloc_free(topology, m, size);

    m = malloc(size);
    hwloc_set_area_membind(topology, m, size, obj->nodeset,
                           HWLOC_MEMBIND_BIND, HWLOC_MEMBIND_BYNODESET);
    free(m);

    /* Destroy topology object. */
    hwloc_topology_destroy(topology);

    return 0;
}

```

hwloc provides a `pkg-config` executable to obtain relevant compiler and linker flags. See [Compiling software on top of hwloc's C API](#) for details on building program on top of hwloc's API using GNU Make or CMake.

On a machine 2 processor packages – each package of which has two processing cores – the output from running `hwloc-hello` could be something like the following:

```
shell$ ./hwloc-hello
```

```

*** Objects at level 0
Index 0: Machine
*** Objects at level 1
Index 0: Package#0
Index 1: Package#1
*** Objects at level 2
Index 0: Core#0
Index 1: Core#1
Index 2: Core#3
Index 3: Core#2
*** Objects at level 3
Index 0: PU#0
Index 1: PU#1
Index 2: PU#2
Index 3: PU#3
*** Printing overall tree
Machine
  Package#0
    Core#0
      PU#0
    Core#1
      PU#1
  Package#1
    Core#3
      PU#2
    Core#2
      PU#3
*** 2 package(s)
*** Logical processor 0 has 0 caches totaling 0KB
shell$

```

## 1.5 Questions and Bugs

Bugs should be reported in the tracker ( <https://github.com/open-mpi/hwloc/issues>). Opening a new issue automatically displays lots of hints about how to debug and report issues.

Questions may be sent to the users or developers mailing lists ( <https://www.open-mpi.org/community/lists/hwloc.php>).

There is also a #hwloc IRC channel on Libera Chat ([#hwloc.libera.chat](https://irc.libera.chat)).

## 1.6 History / Credits

hwloc is the evolution and merger of the libtopology project and the Portable Linux Processor Affinity (PLPA) ( <https://www.open-mpi.org/projects/plpa/>) project. Because of functional and ideological overlap, these two code bases and ideas were merged and released under the name "hwloc" as an Open MPI sub-project.

libtopology was initially developed by the Inria Runtime Team-Project. PLPA was initially developed by the Open MPI development team as a sub-project. Both are now deprecated in favor of hwloc, which is distributed as an Open MPI sub-project.



# Chapter 2

## Installation

hwloc ( <https://www.open-mpi.org/projects/hwloc/>) is available under the BSD license. It is hosted as a sub-project of the overall Open MPI project ( <https://www.open-mpi.org/>). Note that hwloc does not require any functionality from Open MPI – it is a wholly separate (and much smaller!) project and code base. It just happens to be hosted as part of the overall Open MPI project.

### 2.1 Basic Installation

Installation is the fairly common GNU-based process:

```
shell$ ./configure --prefix=...
shell$ make
shell$ make install
```

The hwloc command-line tool "lstopo" produces human-readable topology maps, as mentioned above. Running the "lstopo" tool is a good way to check as a graphical output whether hwloc properly detected the architecture of your node.

### 2.2 Optional Dependencies

lstopo may also export graphics to the SVG and "fig" file formats. Support for PDF, Postscript, and PNG exporting is provided if the "Cairo" development package (usually `cairo-devel` or `libcairo2-dev`) can be found in "lstopo" when hwloc is configured and build.

The hwloc core may also benefit from the following development packages:

- `libpciaccess` for full I/O device discovery (`libpciaccess-devel` or `libpciaccess-dev` package). On Linux, PCI discovery may still be performed (without vendor/device names) even if `libpciaccess` cannot be used.
- AMD or NVIDIA OpenCL implementations for OpenCL device discovery.
- the NVIDIA CUDA Toolkit for CUDA device discovery. See [How do I enable CUDA and select which CUDA version to use?](#).
- the NVIDIA Management Library (NVML) for NVML device discovery. It is included in CUDA since version 8.0. Older NVML releases were available within the NVIDIA GPU Deployment Kit from <https://developer.nvidia.com/gpu-deployment-kit>.
- the NV-CONTROL X extension library (NVCtrl) for NVIDIA display discovery. The relevant development package is usually `libXNVCtrl-devel` or `libxnvctrl-dev`. It is also available within `nvidia-settings` from <ftp://download.nvidia.com/XFree86/nvidia-settings/> and [https://github.com/NVIDIA/nvidia-settings/](https://github.com/NVIDIA/nvidia-settings).
- the AMD ROCm SMI library for RSMI device discovery. The relevant development package is usually `rocm-smi-lib64` or `librocm-smi-dev`. See [How do I enable ROCm SMI and select which version to use?](#).

- the oneAPI Level Zero library. The relevant development package is usually `level-zero-dev` or `level-zero-devel`. The implementation must be recent enough to support `zesDriverGetDeviceByUuidExp()`
- `libxml2` for full XML import/export support (otherwise, the internal minimalistic parser will only be able to import XML files that were exported by the same `hwloc` release). See [Importing and exporting topologies from/to XML files](#) for details. The relevant development package is usually `libxml2-devel` or `libxml2-dev`.
- `libudev` on Linux for easier discovery of OS device information (otherwise `hwloc` will try to manually parse `udev` raw files). The relevant development package is usually `libudev-devel` or `libudev-dev`.
- `libtool`'s `ltdl` library for dynamic plugin loading if the native `dlopen` cannot be used. The relevant development package is usually `libtool-ltdl-devel` or `libltdl-dev`.

PCI and XML support may be statically built inside the main `hwloc` library, or as separate dynamically-loaded plugins (see the [Components and plugins](#) section).

Also note that if you install supplemental libraries in non-standard locations, `hwloc`'s configure script may not be able to find them without some help. You may need to specify additional `CPPFLAGS`, `LDFLAGS`, or `PKG_CONFIG_PATH` values on the configure command line.

For example, if `libpciaccess` was installed into `/opt/pciaccess`, `hwloc`'s configure script may not find it by default. Try adding `PKG_CONFIG_PATH` to the `./configure` command line, like this:

```
./configure PKG_CONFIG_PATH=/opt/pciaccess/lib/pkgconfig ...
```

Note that because of the possibility of GPL taint, the `pciutils` library `libpci` will not be used (remember that `hwloc` is BSD-licensed).

## 2.3 Installing from a Git clone

Additionally, the code can be directly cloned from Git:

```
shell$ git clone https://github.com/open-mpi/hwloc.git
shell$ cd hwloc
shell$ ./autogen.sh
```

Note that GNU Autoconf  $\geq 2.63$ , Automake  $\geq 1.11$  and Libtool  $\geq 2.2.6$  are required when building from a Git clone. Nightly development snapshots are available on the web site, they can be configured and built without any need for Git or GNU Autotools.



## Chapter 3

# Compiling software on top of hwloc's C API

A program using the hwloc C API (for instance with `hwloc-hello.c` presented in [API Example](#)) may be built with standard development tools. `pkg-config` provides easy ways to retrieve the required compiler and linker flags as described below, but it is not mandatory.

### 3.1 Compiling on top of hwloc's C API with GNU Make

Here's an example of Makefile for building `hwloc-hello.c` with GNU Make:

```
CFLAGS += $(shell pkg-config --cflags hwloc)
LDLIBS += $(shell pkg-config --libs hwloc)

hwloc-hello: hwloc-hello.c
    $(CC) hwloc-hello.c $(CFLAGS) -o hwloc-hello $(LDLIBS)
```

### 3.2 Compiling on top of hwloc's C API with CMake

Here's an example `de CMakeLists.txt` which shows variables obtained from `pkg-config` and how to use them:

```
cmake_minimum_required(VERSION 3.6)
project(TEST_HWLOC C)

include(FindPkgConfig)
if(PKG_CONFIG_FOUND)
    pkg_search_module(HWLOC REQUIRED IMPORTED_TARGET hwloc)
else(PKG_CONFIG_FOUND)
    message(FATAL_ERROR "FindHWLOC needs pkg-config program and PKG_CONFIG_PATH must contain the path to hwloc.pc f
endif(PKG_CONFIG_FOUND)

add_executable(hwloc-hello hwloc-hello.c)
target_link_libraries(hwloc-hello PRIVATE PkgConfig::HWLOC)
```

The project may be built with:

```
cmake -B build
cmake --build build --verbose
```

The built binary is then available under `build/hwloc-hello`.



# Chapter 4

## Terms and Definitions

### 4.1 Objects

**Object** Interesting kind of part of the system, such as a Core, a L2Cache, a NUMA memory node, etc. The different types detected by hwloc are detailed in the [hwloc\\_obj\\_type\\_t](#) enumeration.

Objects are topologically sorted by locality (CPU and node sets) into a tree (see [Hierarchy, Tree and Levels](#)).

**Object Kind** There are four kinds of Objects: Memory (NUMA nodes and Memory-side caches), I/O (Bridges, PCI and OS devices), Misc, and Normal (everything else, including Machine, Package, Die, Core, PU, CPU Caches, etc.). Normal and Memory objects have (non-NULL) CPU sets and nodesets, while I/O and Misc don't.

See also

[Kinds of object Type.](#)

**Processing Unit (PU)** The smallest processing element that can be represented by a hwloc object. It may be a single-core processor, a core of a multicore processor, or a single thread in a SMT processor (also sometimes called "Logical processor", not to be confused with "Logical index of a processor"). hwloc's PU acronym stands for Processing Unit.

**Package** A processor Package is the physical package that usually gets inserted into a socket on the motherboard. It is also often called a physical processor or a CPU even if these names bring confusion with respect to cores and processing units. A processor package usually contains multiple cores (and may also be composed of multiple dies). hwloc Package objects were called Sockets up to hwloc 1.10.

**NUMA Node** An object that contains memory that is directly and byte-accessible to the host processors. It is usually close to some cores as specified by its CPU set. Hence it is attached as a memory child of the object that groups those cores together, for instance a Package objects with 4 Core children (see [Hierarchy, Tree and Levels](#)).

**Memory-side Cache** A cache in front of a specific memory region (e.g. a range of physical addresses). It caches all accesses to that region without caring about which core issued the request. This is the opposite of usual CPU caches where only accesses from the local cores are cached, without caring about the target memory.

In hwloc, memory-side caches are memory objects placed between their local CPU objects (parent) and the target NUMA node memory (child).

### 4.2 Indexes and Sets

**OS or physical index** The index that the operating system (OS) uses to identify the object. This may be completely arbitrary, non-unique, non-contiguous, not representative of logical proximity, and may depend on the BIOS configuration. That is why hwloc almost never uses them, only in the default lstopo output (P#x) and cpuset masks. See also [Should I use logical or physical/OS indexes? and how?](#).

**Logical index** Index to uniquely identify objects of the same type and depth, automatically computed by hwloc according to the topology. It expresses logical proximity in a generic way, i.e. objects which have adjacent logical indexes are adjacent in the topology. That is why hwloc almost always uses it in its API, since it expresses logical proximity. They can be shown (as `L#x`) by `lstopo` thanks to the `-l` option. This index is always linear and in the range `[0, num_objs_same_type_same_level-1]`. Think of it as "cousin rank." The ordering is based on topology first, and then on OS CPU numbers, so it is stable across everything except firmware CPU renumbering. "Logical index" should not be confused with "Logical processor". A "Logical processor" (which in hwloc we rather call "processing unit" to avoid the confusion) has both a physical index (as chosen arbitrarily by BIOS/OS) and a logical index (as computed according to logical proximity by hwloc). See also [Should I use logical or physical/OS indexes? and how?](#).

**CPU set** The set of processing units (PU) logically included in an object (if it makes sense). They are always expressed using physical processor numbers (as announced by the OS). They are implemented as the `hwloc_bitmap_t` opaque structure. hwloc CPU sets are just masks, they do *not* have any relation with an operating system actual binding notion like Linux' cpusets. I/O and Misc objects do not have CPU sets while all Normal and Memory objects have non-NULL CPU sets.

**Node set** The set of NUMA memory nodes logically included in an object (if it makes sense). They are always expressed using physical node numbers (as announced by the OS). They are implemented with the `hwloc_bitmap_t` opaque structure. as bitmaps. I/O and Misc objects do not have Node sets while all Normal and Memory objects have non-NULL nodesets.

**Bitmap** A possibly-infinite set of bits used for describing sets of objects such as CPUs (CPU sets) or memory nodes (Node sets). They are implemented with the `hwloc_bitmap_t` opaque structure.

## 4.3 Hierarchy, Tree and Levels

**Parent object** The object logically containing the current object, for example because its CPU set includes the CPU set of the current object. All objects have a non-NULL parent, except the root of the topology (Machine object).

**Ancestor object** The parent object, or its own parent, and so on.

**Children object(s)** The object (or objects) contained in the current object because their CPU set is included in the CPU set of the current object. Each object may also contain separated lists for Memory, I/O and Misc object children.

**Arity** The number of normal children of an object. There are also specific arities for Memory, I/O and Misc children.

**Sibling objects** Objects in the same children list, which all of them are normal children of the same parent, or all of them are Memory children of the same parent, or I/O children, or Misc. They usually have the same type (and hence are cousins, as well). But they may not if the topology is asymmetric.

**Sibling rank** Index to uniquely identify objects which have the same parent, and is always in the range `[0, arity-1]` (respectively `memory_arity`, `io_arity` or `misc_arity` for Memory, I/O and Misc children of a parent).

**Cousin objects** Objects of the same type (and depth) as the current object, even if they do not have the same parent.

**Level** Set of objects of the same type and depth. All these objects are cousins.

Memory, I/O and Misc objects also have their own specific levels and (virtual) depth.

**Depth** Nesting level in the object tree, starting from the root object. If the topology is symmetric, the depth of a child is equal to the parent depth plus one, and an object depth is also equal to the number of parent/child links between the root object and the given object. If the topology is asymmetric, the difference between some parent and child depths may be larger than one when some intermediate levels (for instance groups) are missing in only some parts of the machine.

The depth of the Machine object is always 0 since it is always the root of the topology. The depth of PU objects is equal to the number of levels in the topology minus one.

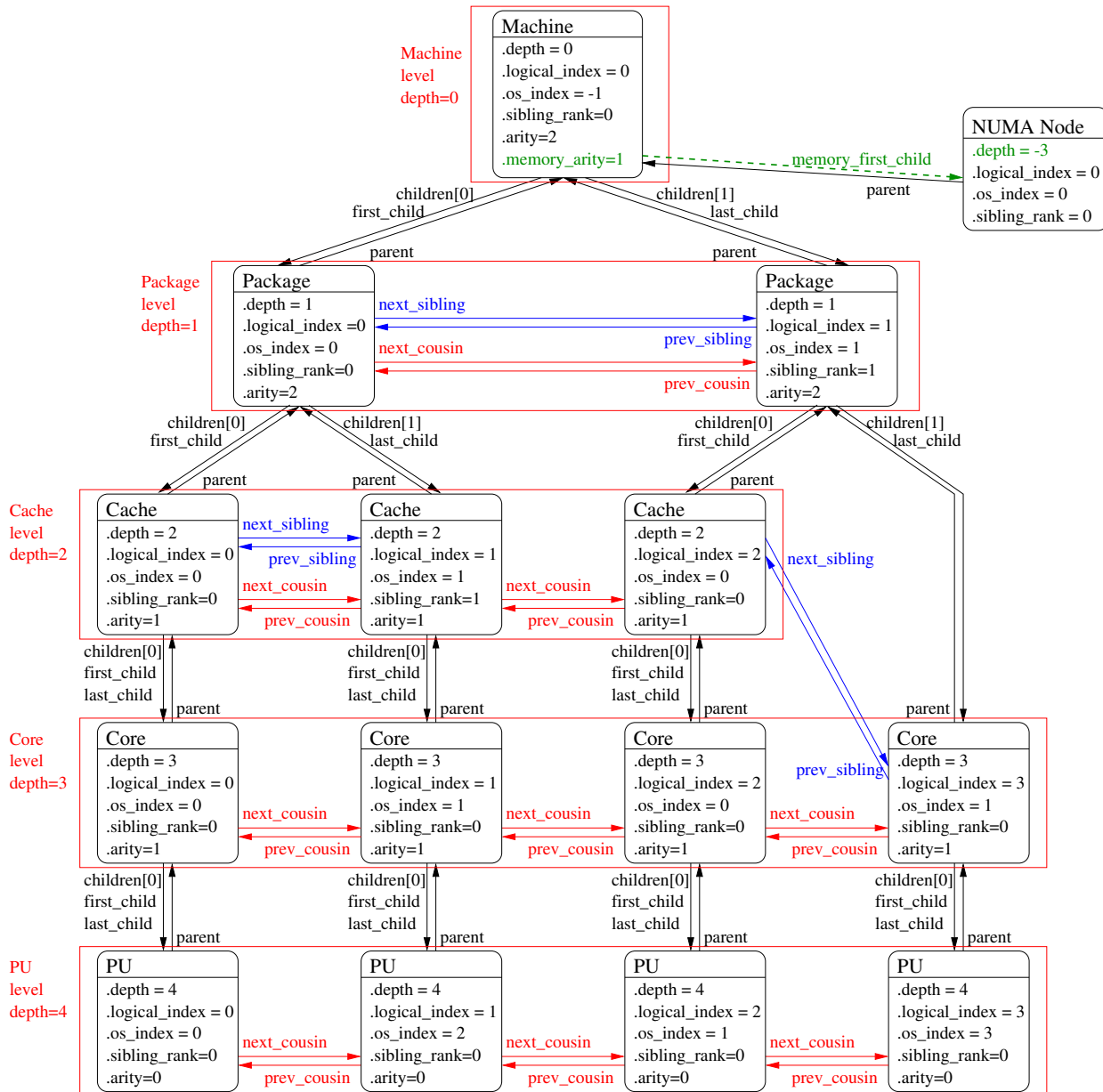
Memory, I/O and Misc objects also have their own specific levels and depth.

The following diagram can help to understand the vocabulary of the relationships by showing the example of a machine with two dual core packages (with no hardware threads); thus, a topology with 5 levels. Each box with rounded corner corresponds to one `hwloc_obj_t`, containing the values of the different integer fields (depth, logical\_index, etc.), and arrows show to which other `hwloc_obj_t` pointers point to (first\_child, parent, etc.).

The topology always starts with a Machine object as root (depth 0) and ends with PU objects at the bottom (depth 4 here).

Objects of the same level (cousins) are listed in red boxes and linked with red arrows. Children of the same parent (siblings) are linked with blue arrows.

The L2 cache of the last core is intentionally missing to show how asymmetric topologies are handled. See [What happens if my topology is asymmetric?](#) for more information about such strange topologies.



It should be noted that for PU objects, the logical index – as computed linearly by `hwloc` – is not the same as the OS index.

The NUMA node is on the side because it is not part of the main tree but rather attached to the object that corresponds to its locality (the entire machine here, hence the root object). It is attached as a `Memory` child (in green) and has a

virtual depth (negative). It could also have siblings if there were multiple local NUMA nodes, or cousins if other NUMA nodes were attached somewhere else in the machine.  
I/O or Misc objects could be attached in a similar manner.

## Chapter 5

# Command-Line Tools

hwloc comes with an extensive C programming interface and several command line utilities. Each of them is fully documented in its own manual page; the following is a summary of the available command line tools.

### 5.1 lstopo and lstopo-no-graphics

lstopo (also known as hwloc-ls) displays the hierarchical topology map of the current system. The output may be graphical, ascii-art or textual, and can also be exported to numerous file formats such as PDF, PNG, XML, and others. Advanced graphical outputs require the "Cairo" development package (usually `cairo-devel` or `libcairo2-dev`). lstopo and lstopo-no-graphics accept the same command-line options. However, graphical outputs are only available in lstopo. Textual outputs (those that do not depend on heavy external libraries such as Cairo) are supported in both lstopo and lstopo-no-graphics.

This command can also display the processes currently bound to a part of the machine (via the `--ps` option).

Note that lstopo can read XML files and/or alternate chroot filesystems and display topological maps representing those systems (e.g., use lstopo to output an XML file on one system, and then use lstopo to read in that XML file and display it on a different system).

### 5.2 hwloc-bind

hwloc-bind binds processes to specific hardware objects through a flexible syntax. A simple example is binding an executable to specific cores (or packages or bitmaps or ...). The `hwloc-bind(1)` man page provides much more detail on what is possible.

hwloc-bind can also be used to retrieve the current process' binding, or retrieve the last CPU(s) where a process ran, or operate on memory binding.

Just like hwloc-calc, the input locations given to hwloc-bind may be either objects or cpuset (bitmaps as reported by hwloc-calc or hwloc-distrib).

### 5.3 hwloc-calc

hwloc-calc is hwloc's Swiss Army Knife command-line tool for converting things. The input may be either objects or cpuset (bitmaps as reported by another hwloc-calc instance or by hwloc-distrib), that may be combined by addition, intersection or subtraction. The output may be expressed as:

- a cpuset bitmap: This compact opaque representation of objects is useful for shell scripts etc. It may be passed to hwloc command-line tools such as hwloc-calc or hwloc-bind, or to hwloc command-line options such as `lstopo --restrict`.
- a nodeset bitmap: Another opaque representation that represents memory locality more precisely, especially if some NUMA nodes are CPU less or if multiple NUMA nodes are local to the same CPUs.

- the amount of the equivalent hwloc objects from a specific type, or the list of their indexes. This is useful for iterating over all similar objects (for instance all cores) within a given part of a platform.
- a hierarchical description of objects, for instance a thread index within a core within a package. This gives a better view of the actual location of an object.

Moreover, input and/or output may be use either physical/OS object indexes or as hwloc's logical object indexes. It eases cooperation with external tools such as taskset or numactl by exporting hwloc specifications into list of processor or NUMA node physical indexes. See also [Should I use logical or physical/OS indexes? and how?](#).

## 5.4 hwloc-info

hwloc-info dumps information about the given objects, as well as all its specific attributes. It is intended to be used with tools such as grep for filtering certain attribute lines. When no object is specified, or when `--topology` is passed, hwloc-info prints a summary of the topology. When `--support` is passed, hwloc-info lists the supported features for the topology.

## 5.5 hwloc-distrib

hwloc-distrib generates a set of cpuset bitmaps that are uniformly distributed across the machine for the given number of processes. These strings may be used with hwloc-bind to run processes to maximize their memory bandwidth by properly distributing them across the machine.

## 5.6 hwloc-ps

hwloc-ps is a tool to display the bindings of processes that are currently running on the local machine. By default, hwloc-ps only lists processes that are bound; unbound process (and Linux kernel threads) are not displayed.

## 5.7 hwloc-annotate

hwloc-annotate may modify object (and topology) attributes such as string information (see [Custom string infos](#) for details) or Misc children objects. It may also add distances, memory attributes, etc. to the topology. It reads an input topology from a XML file and outputs the annotated topology as another XML file.

## 5.8 hwloc-diff, hwloc-patch and hwloc-compress-dir

hwloc-diff computes the difference between two topologies and outputs it to another XML file.

hwloc-patch reads such a difference file and applies to another topology.

hwloc-compress-dir compresses an entire directory of XML files by using hwloc-diff to save the differences between topologies instead of entire topologies.

## 5.9 hwloc-dump-hwdata

hwloc-dump-hwdata is a Linux and x86-specific tool that dumps (during boot, privileged) some topology and locality information from raw hardware files (SMBIOS and ACPI tables) to human-readable and world-accessible files that the hwloc library will later reuse.

Currently only used on Intel Xeon Phi processor platforms. See [Why do I need hwloc-dump-hwdata for memory on Intel Xeon Phi process](#). See `HWLOC_DUMPED_HWDATA_DIR` in [Environment Variables](#) for details about the location of dumped files.



## 5.10 hwloc-gather-topology and hwloc-gather-cpuid

hwloc-gather-topology is a Linux-specific tool that saves the relevant topology files of the current machine into a tarball (and the corresponding lstopo outputs).

hwloc-gather-cpuid is a x86-specific tool that dumps the result of CPUID instructions on the current machine into a directory.

The output of hwloc-gather-cpuid is included in the tarball saved by hwloc-gather-topology when running on Linux/x86. These files may be used later (possibly offline) for simulating or debugging a machine without actually running on it.



## Chapter 6

# Environment Variables

The behavior of the hwloc library and tools may be tuned thanks to the following environment variables.

**HWLOC\_XMLFILE=/path/to/file.xml** enforces the discovery from the given XML file as if [hwloc\\_topology\\_set\\_xml\(\)](#) had been called. This file may have been generated earlier with `lstopo file.xml`. For convenience, this backend provides empty binding hooks which just return success. To have hwloc still actually call OS-specific hooks, **HWLOC\_THISSYSTEM** should be set 1 in the environment too, to assert that the loaded file is really the underlying system. See also [Importing and exporting topologies from/to XML files](#).

**HWLOC\_SYNTHETIC=synthetic\_description** enforces the discovery through a synthetic description string as if [hwloc\\_topology\\_set\\_synthetic\(\)](#) had been called. For convenience, this backend provides empty binding hooks which just return success. See also [Synthetic topologies](#).

**HWLOC\_XML\_VERBOSE=1**

**HWLOC\_SYNTHETIC\_VERBOSE=1** enables verbose messages in the XML or synthetic topology backends. hwloc XML backends (see [Importing and exporting topologies from/to XML files](#)) can emit some error messages to the error output stream. Enabling these verbose messages within hwloc can be useful for understanding failures to parse input XML topologies. Similarly, enabling verbose messages in the synthetic topology backend can help understand why the description string is invalid. See also [Synthetic topologies](#).

**HWLOC\_THISSYSTEM=1** enforces the return value of [hwloc\\_topology\\_is\\_thissystem\(\)](#), as if **HWLOC\_TOPOLOGY\_FLAG\_IS\_THISSYSTEM** was set with [hwloc\\_topology\\_set\\_flags\(\)](#). It means that it makes hwloc assume that the selected backend provides the topology for the system on which we are running, even if it is not the OS-specific backend but the XML backend for instance. This means making the binding functions actually call the OS-specific system calls and really do binding, while the XML backend would otherwise provide empty hooks just returning success. This can be used for efficiency reasons to first detect the topology once, save it to a XML file, and quickly reload it later through the XML backend, but still having binding functions actually do bind. This also enables support for the variable **HWLOC\_THISSYSTEM\_ALLOWED\_RESOURCES**.

**HWLOC\_THISSYSTEM\_ALLOWED\_RESOURCES=1** Get the set of allowed resources from the native operating system even if the topology was loaded from XML or synthetic description, as if **HWLOC\_TOPOLOGY\_FLAG\_THISSYSTEM\_ALLOWED\_RESOURCES** was set with [hwloc\\_topology\\_set\\_flags\(\)](#). This variable requires the topology to match the current system (see the variable **HWLOC\_THISSYSTEM**). This is useful when the topology is not loaded directly from the local machine (e.g. for performance reason) and it comes with all resources, but the running process is restricted to only a part of the machine (for instance because of Linux Cgroup/Cpuset).

**HWLOC\_ALLOW=all** Totally ignore administrative restrictions such as Linux Cgroups and consider all resources (PUs and NUMA nodes) as allowed. This is different from setting **HWLOC\_TOPOLOGY\_FLAG\_INCLUDE\_DISALLOWED** which gathers all resources but marks the unavailable ones as disallowed.

**HWLOC\_HIDE\_ERRORS=1** enables or disables verbose reporting of errors. The hwloc library may issue warnings to the standard error stream when it detects a problem during topology discovery, for instance if the operating system (or user) gives contradictory topology information.

By default (1), hwloc only shows critical errors such as invalid hardware topology information or invalid configuration. If set to 0 (default in lstopo), more errors are displayed, for instance a failure to initialize CUDA or NVML. If set to 2, no hwloc error messages are shown.

Note that additional verbose messages may be enabled with other variables such as `HWLOC_GROUPING_VERBOSE`.

**HWLOC\_USE\_NUMA\_DISTANCES=7** enables or disables the use of NUMA distances. NUMA distances and memory target/initiator information may be used to improve the locality of NUMA nodes, especially CPU-less nodes. Bits in the value of this environment variable enable different features: Bit 0 enables the gathering of NUMA distances from the operating system. Bit 1 further enables the use of NUMA distances to improve the locality of CPU-less nodes. Bit 2 enables the use of target/initiator information.

**HWLOC\_MEMTIERS\_GUESS=none**

**HWLOC\_MEMTIERS\_GUESS=all** Disable or enable all heuristics to guess memory subtypes and tiers. By default, hwloc only uses heuristics that are likely correct and disables those that are unlikely.

**HWLOC\_MEMTIERS=0x0f=HBM;0xf=DRAM** Enforce the memory tiers from the given semi-colon separated list. Each entry specifies a bitmask (nodeset) of NUMA nodes and their subtype. Nodes not listed in any entry are not placed in any tier.

If an empty value or `none` is given, tiers are entirely disabled.

**HWLOC\_MEMTIERS\_REFRESH=1** Force the rebuilding of memory tiers. This is mostly useful when importing a XML topology from an old hwloc version which was not able to guess memory subtypes and tiers.

**HWLOC\_GROUPING=1** enables or disables objects grouping based on distances. By default, hwloc uses distance matrices between objects (either read from the OS or given by the user) to find groups of close objects. These groups are described by adding intermediate Group objects in the topology. Setting this environment variable to 0 will disable this grouping. This variable supersedes the obsolete `HWLOC_IGNORE_DISTANCES` variable.

**HWLOC\_GROUPING\_ACCURACY=0.05** relaxes distance comparison during grouping. By default, objects may be grouped if their distances form a minimal distance graph. When setting this variable to 0.02, and when `HWLOC_DISTANCES_ADD_FLAG_GROUP_INACCURATE` is given, these distances do not have to be strictly equal anymore, they may just be equal with a 2% error. If set to `try` instead of a numerical value, hwloc will try to group with perfect accuracy (0, the default), then with 0.01, 0.02, 0.05 and finally 0.1. Numbers given in this environment variable should always use a dot as a decimal mark (for instance 0.01 instead of 0,01).

**HWLOC\_GROUPING\_VERBOSE=0** enables or disables some verbose messages during grouping. If this variable is set to 1, some debug messages will be displayed during distance-based grouping of objects even if debug was not specific at configure time. This is useful when trying to find an interesting distance grouping accuracy.

**HWLOC\_CPUKINDS\_RANKING=default** change the ranking policy for CPU kinds. hwloc tries to rank CPU kinds that are energy efficiency first, and then CPUs that are rather high-performance and power hungry.

By default, if available, the OS-provided efficiency is used for ranking. Otherwise, the frequency and/or core types are used when available.

This environment variable may be set to `coretype+frequency`, `coretype+frequency_strict`, `coretype`, `frequency`, `frequency_base`, `frequency_max`, `forced_efficiency`, `no_forced_efficiency`, `default`, or `none`.

**HWLOC\_CPUKINDS\_MAXFREQ=adjust=10** change the use of the max frequency in the Linux backend. hwloc tries to read the base and max frequencies of each core on Linux. Some hardware features such as Intel Turbo Boost Max 3.0 make some cores report slightly higher max frequencies than others in the same CPU package. Despite having slightly different frequencies, these cores are considered identical instead of exposing an hybrid CPU. Hence, by default, hwloc uniformizes the max frequencies of cores that have the same base frequency (higher values are downgraded by up to 10%).

If this environment variable is set to `adjust=X`, the 10% threshold is replaced with X. If set to 1, max frequencies are not adjusted anymore, some homogeneous processors may appear hybrid because of this. If set to 0, max frequencies are entirely ignored.

**HWLOC\_CPUKINDS\_HOMOGENEOUS=0** uniformize max frequency, base frequency and Linux capacity to force a single homogeneous kind of CPUs. This is enabled by default on NVIDIA Grace but may be disabled if set to 0 (or enabled on other platforms if set to 1).

**HWLOC\_PCI\_LOCALITY=<domain/bus> <cpuset>;...**

**HWLOC\_PCI\_LOCALITY=/path/to/pci/locality/file** changes the locality of I/O devices behind the specified PCI buses. If no I/O locality information is available or if the BIOS reports incorrect information, it is possible to move a I/O device tree (OS and/or PCI devices with optional bridges) near a custom set of processors.

Localities are given either inside the environment variable itself, or in the pointed file. They may be separated either by semi-colons or by line-breaks. Invalid localities are silently ignored, hence it is possible to insert comments between actual localities.

Each locality contains a domain/bus specification (in hexadecimal numbers as usual) followed by a whitespace and a cpuset:

- 0001 <cpuset> specifies the locality of all buses in PCI domain 0000.
- 0000:0f <cpuset> specifies only PCI bus 0f in domain 0000.
- 0002:04-0a <cpuset> specifies a range of buses (from 04 to 0a) within domain 0002.

Domain/bus specifications should usually match entire hierarchies of buses behind a bridge (including primary, secondary and subordinate buses). For instance, if hostbridge 0000:00 is above other bridges/switches with buses 0000:01 to 0000:09, the variable should be `HWLOC_PCI_LOCALITY="0000:00-09 <cpuset>".` It supersedes the old `HWLOC_PCI_0000_00_LOCALCPUS=<cpuset>` which only works when hostbridges exist in the topology. If the variable is defined to empty or invalid, no forced PCI locality is applied but hwloc's internal automatic locality quirks are disabled, which means the exact PCI locality reported by the platform is used.

**HWLOC\_X86\_TOPOEXT\_NUMANODES=0** use AMD topoext CPUID leaf in the x86 backend to detect NUMA nodes. When using the x86 backend, setting this variable to 1 enables the building of NUMA nodes from AMD processor CPUID instructions. However this strategy does not always reflect BIOS configuration such as NUMA interleaving. And node indexes may be different from those of the operating system. Hence this should only be used when OS backends are wrong and the user is sure that CPUID returns correct NUMA information.

**HWLOC\_KEEP\_NVIDIA\_GPU\_NUMA\_NODES=0** show or hide NUMA nodes that correspond to NVIDIA GPU memory. By default they are ignored on POWER platforms to avoid interleaved memory being allocated on GPU by mistake.

Setting this environment variable to 0 hides the NUMA nodes (default on POWER). Setting to 1 exposes these NUMA nodes (default on non-POWER platforms such as NVIDIA Grace Hopper).

These NUMA nodes may be recognized by the *GPUMemory* subtype. They also have a *PCIBusID* info attribute to identify the corresponding GPU.

**HWLOC\_KNL\_MSCACHE\_L3=0** Expose the KNL MCDRAM in cache mode as a Memory-side Cache instead of a L3. hwloc releases prior to 2.1 exposed the MCDRAM cache as a CPU-side L3 cache. Now that Memory-side caches are supported by hwloc, it is still exposed as a L3 by default to avoid breaking existing applications. Setting this environment variable to 1 will expose it as a proper Memory-side cache.

**HWLOC\_WINDOWS\_PROCESSOR\_GROUP\_OBJS=0** Expose Windows processor groups as hwloc Group objects. By default, these groups are disabled because they may be incompatible with the hierarchy of resources that hwloc builds (leading to warnings). Setting this variable to 1 reenables the addition of these groups to the topology.

This variable does not impact the querying of Windows processor groups using the dedicated API in [hwloc/windows.h](#), this feature is always supported.

**HWLOC\_ANNOTATE\_GLOBAL\_COMPONENTS=0** Allow components to annotate the topology even if they are usually excluded by global components by default. Setting this variable to 1 and also setting `HWLOC_↔COMPONENTS=xml,pci,stop` enables the addition of PCI vendor and model info attributes to a XML topology that was generated without those names (if pciaccess was missing).

**HWLOC\_FSROOT=/path/to/linux/filesystem-root/** switches to reading the topology from the specified Linux filesystem root instead of the main file-system root. This directory may have been saved previously from another machine with `hwloc-gather-topology`.

One should likely also set `HWLOC_COMPONENTS=linux,stop` so that non-Linux backends are disabled (the `-i` option of command-line tools takes care of both).

Not using the main file-system root causes `hwloc_topology_is_thissystem()` to return 0. For convenience, this backend provides empty binding hooks which just return success. To have `hwloc` still actually call OS-specific hooks, `HWLOC_THISSYSTEM` should be set 1 in the environment too, to assert that the loaded file is really the underlying system.

**HWLOC\_CPUID\_PATH=/path/to/cpuid/** forces the x86 backend to read dumped CPUIDs from the given directory instead of executing actual x86 CPUID instructions. This directory may have been saved previously from another machine with `hwloc-gather-cpuid`.

One should likely also set `HWLOC_COMPONENTS=x86,stop` so that non-x86 backends are disabled (the `-i` option of command-line tools takes care of both).

It causes `hwloc_topology_is_thissystem()` to return 0. For convenience, this backend provides empty binding hooks which just return success. To have `hwloc` still actually call OS-specific hooks, `HWLOC_THISSYSTEM` should be set 1 in the environment too, to assert that the loaded CPUID dump is really the underlying system.

**HWLOC\_DUMPED\_HWDATA\_DIR=/path/to/dumped/files/** loads files dumped by `hwloc-dump-hwdata` (on Linux) from the given directory. The default dump/load directory is configured during build based on `--runstatedir`, `--localstatedir`, and `--prefix` options. It usually points to `/var/run/hwloc/` in Linux distribution packages, but it may also point to `$prefix/var/run/hwloc/` when manually installing and only specifying `--prefix`.

**HWLOC\_COMPONENTS=list,of,components** forces a list of components to enable or disable. Enable or disable the given comma-separated list of components (if they do not conflict with each other). Component names prefixed with `-` are disabled (a single phase may also be disabled).

Once the end of the list is reached, `hwloc` falls back to enabling the remaining components (sorted by priority) that do not conflict with the already enabled ones, and unless explicitly disabled in the list. If `stop` is met, the enabling loop immediately stops, no more component is enabled.

If `xml` or `synthetic` components are selected, the corresponding XML filename or synthetic description string should be pass in `HWLOC_XMLFILE` or `HWLOC_SYNTHETIC` respectively.

Since this variable is the low-level and more generic way to select components, it takes precedence over environment variables for selecting components.

If the variable is set to an empty string (or set to a single comma), no specific component is loaded first, all components are loaded in priority order.

See [Selecting which components to use](#) for details.

**HWLOC\_COMPONENTS\_VERBOSE=1** displays verbose information about components. Display messages when components are registered or enabled. This is the recommended way to list the available components with their priority (all of them are *registered* at startup).

**HWLOC\_PLUGINS\_PATH=/path/to/hwloc/plugins/...** changes the default search directory for plugins. By default, `$libdir/hwloc` is used. The variable may contain several colon-separated directories.

**HWLOC\_PLUGINS\_VERBOSE=1** displays verbose information about plugins. List which directories are scanned, which files are loaded, and which components are successfully loaded.

**HWLOC\_PLUGINS\_BLACKLIST=filename1,filename2,...** prevents plugins from being loaded if their filename (without path) is listed. Plugin filenames may be found in verbose messages outputted when `HWLOC_PLUGINS_VERBOSE=1`.

**HWLOC\_DEBUG\_VERBOSE=0** disables all verbose messages that are enabled by default when `-enable-debug` is passed to `configure`. When set to more than 1, even more verbose messages are displayed. The default is 1.

# Chapter 7

## CPU and Memory Binding Overview

Binding tasks and data buffers is hwloc's second main goal after discovering and exposing the hardware topology. hwloc defines APIs to bind threads and processes to cores and processing units (see [CPU binding](#)), and to bind memory buffers to NUMA nodes (see [Memory binding](#)). Some examples are available under `doc/examples/` in the source tree. Sections below provide high-level insights on how these APIs work.

### 7.1 Binding Policies and Portability

hwloc binding APIs are portable to multiple operating systems. However operating systems sometimes define slightly different policies, which means hwloc's behavior might slightly differ.

On the CPU binding side, OSes have different constraints of which sets of PUs can be used for binding (only full cores, random sets of PUs, etc.). Moreover the `HWLOC_CPUBIND_STRICT` may be given to clarify what to do in some corner cases. It is recommended to read [CPU binding](#) for details.

On the memory binding side, things are more complicated. First, there are multiple API for binding existing memory buffers, allocating new ones, etc. Second, multiple policies exist (first-touch, bind, interleave, etc.) but some of them are not implemented by all operating systems. Third, some of these policies have slightly different meanings. For instance, hwloc's `bind` (`HWLOC_MEMBIND_BIND`) uses Linux' `MPOL_PREFERRED_MANY` (or `MPOL_PREFERRED`) by default, but it switches to `MPOL_BIND` when strict binding is requested (`HWLOC_MEMBIND_STRICT`). Reading [Memory binding](#) is strongly recommended.

### 7.2 Joint CPU and Memory Binding (or not)

Some operating systems do not systematically provide separate functions for CPU and memory binding. This means that CPU binding functions may have effects on the memory binding policy. Likewise, changing the memory binding policy may change the CPU binding of the current thread. This is often not a problem for applications, so by default hwloc will make use of these functions when they provide better binding support.

If the application does not want the CPU binding to change when changing the memory policy, it needs to use the `HWLOC_MEMBIND_NOCPUBIND` flag to prevent hwloc from using OS functions which would change the CPU binding. Additionally, `HWLOC_CPUBIND_NOMEMBIND` can be passed to CPU binding function to prevent hwloc from using OS functions would change the memory binding policy. Of course, using these flags will reduce hwloc's overall support for binding, so their use is discouraged.

One can avoid using these flags but still closely control both memory and CPU binding by allocating memory, touching each page in the allocated memory, and then changing the CPU binding. The already-really-allocated memory will then be "locked" to physical memory and will not be migrated. Thus, even if the memory binding policy gets changed by the CPU binding order, the already-allocated memory will not change with it. When binding and allocating further memory, the CPU binding should be performed again in case the memory binding altered the previously-selected CPU binding.

### 7.3 Current Memory Binding Policy

Not all operating systems support the notion of a "current" memory binding policy for the current process, but such operating systems often still provide a way to allocate data on a given node set. Conversely, some operating systems support the notion of a "current" memory binding policy and do not permit allocating data on a specific node set without changing the current policy and allocate the data. To provide the most powerful coverage of these facilities, hwloc provides:

- functions that set/get the current memory binding policies (if supported): [hwloc\\_set\\_membind\(\)](#), [hwloc\\_get\\_membind\(\)](#), [hwloc\\_set\\_proc\\_membind\(\)](#) and [hwloc\\_get\\_proc\\_membind\(\)](#)
- a function that allocates memory bound to specific node set without changing the current memory binding policy (if supported): [hwloc\\_alloc\\_membind\(\)](#).
- a helper which, if needed, changes the current memory binding policy of the process in order to obtain memory binding: [hwloc\\_alloc\\_membind\\_policy\(\)](#).

An application can thus use the two first sets of functions if it wants to manage separately the global process binding policy and directed allocation, or use the third set of functions if it does not care about the process memory binding policy. Again, reading [Memory binding](#) is strongly recommended.



# Chapter 8

## I/O Devices

hwloc usually manipulates processing units and memory but it can also discover I/O devices and report their locality as well. This is useful for placing I/O intensive applications on cores near the I/O devices they use, or for gathering information about all platform components.

### 8.1 Enabling and requirements

I/O discovery is disabled by default (except in lstopo) for performance reasons. It can be enabled by changing the filtering of I/O object types to [HWLOC\\_TYPE\\_FILTER\\_KEEP\\_IMPORTANT](#) or [HWLOC\\_TYPE\\_FILTER\\_KEEP\\_ALL](#) before loading the topology, for instance with [hwloc\\_topology\\_set\\_io\\_types\\_filter\(\)](#).

Note that I/O discovery requires significant help from the operating system. The `pciaccess` library (the development package is usually `libpciaccess-devel` or `libpciaccess-dev`) is needed to fully detect PCI devices and bridges/switches. On Linux, PCI discovery may still be performed even if `libpciaccess` cannot be used. But it misses PCI device names. Moreover, some operating systems require privileges for probing PCI devices, see [Does hwloc require privileged access?](#) for details.

The actual locality of I/O devices is only currently detected on Linux. Other operating system will just report I/O devices as being attached to the topology root object.

### 8.2 I/O objects

When I/O discovery is enabled and supported, some additional objects are added to the topology. The corresponding I/O object types are:

- [HWLOC\\_OBJ\\_OS\\_DEVICE](#) describes an operating-system-specific handle such as the *sda* drive or the *eth0* network interface. See [OS devices](#).
- [HWLOC\\_OBJ\\_PCI\\_DEVICE](#) and [HWLOC\\_OBJ\\_BRIDGE](#) build up a PCI hierarchy made of bridges (that may be actually be switches) and devices. See [PCI devices and bridges](#).

Any of these types may be filtered individually with [hwloc\\_topology\\_set\\_type\\_filter\(\)](#).

hwloc tries to attach these new objects to normal objects (usually NUMA nodes) to match their actual physical location. For instance, if a I/O hub (or root complex) is physically connected to a package, the corresponding hwloc bridge object (and its PCI bridges and devices children) is inserted as a child of the corresponding hwloc Package object. **These children are not in the normal children list but rather in the I/O-specific children list.**

I/O objects also have neither CPU sets nor node sets (NULL pointers) because they are not directly usable by the user applications for binding. Moreover I/O hierarchies may be highly complex (asymmetric trees of bridges). So I/O objects are placed in specific levels with custom depths. Their lists may still be traversed with regular helpers such as [hwloc\\_get\\_next\\_obj\\_by\\_type\(\)](#). However, hwloc offers some dedicated helpers such as [hwloc\\_get\\_next\\_pcidev\(\)](#) and [hwloc\\_get\\_next\\_osdev\(\)](#) for convenience (see [Finding I/O objects](#)).

## 8.3 OS devices

Although each PCI device is uniquely identified by its bus ID (e.g. 0000:01:02.3), a user-space application can hardly find out which PCI device it is actually using. Applications rather use software handles (such as the *eth0* network interface, the *sda* hard drive, or the *mlx4\_0* OpenFabrics HCA). Therefore hwloc tries to add software devices ([HWLOC\\_OBJ\\_OS\\_DEVICE](#), also known as OS devices).

OS devices may be attached below PCI devices, but they may also be attached directly to normal objects. Indeed some OS devices are not related to PCI. For instance, NVDIMM block devices (such as *pmem0s* on Linux) are directly attached near their NUMA node (I/O child of the parent whose memory child is the NUMA node). Also, if hwloc could not discover PCI for some reason, PCI-related OS devices may also be attached directly to normal objects.

Finally, OS *subdevices* may be exposed as OS devices children of another OS device. This is the case of LevelZero subdevices for instance.

hwloc first tries to discover OS devices from the operating system, e.g. *eth0*, *sda* or *mlx4\_0*. However, this ability is currently only available on Linux for some classes of devices.

hwloc then tries to discover software devices through additional I/O components using external libraries. For instance proprietary graphics drivers do not expose any named OS device, but hwloc may still create one OS object per software handle when supported. For instance the *opencl* and *cuda* components may add some *opencl0d0* and *cuda0* OS device objects.

Here is a list of OS device objects commonly created by hwloc components when I/O discovery is enabled and supported.

- Hard disks or non-volatile memory devices ([HWLOC\\_OBJ\\_OSDEV\\_BLOCK](#))
  - *sda* or *dax2.0* (Linux component)
- Network interfaces ([HWLOC\\_OBJ\\_OSDEV\\_NETWORK](#))
  - *eth0*, *wlan0*, *ib0* (Linux component)
  - *hsn0* with "Slingshot" subtype for HPE Cray HSNs (Linux component).
- OpenFabrics (InfiniBand, Omni-Path, usNIC, etc) HCAs ([HWLOC\\_OBJ\\_OSDEV\\_OPENFABRICS](#))
  - *mlx5\_0*, *hfi1\_0*, *qib0*, *usnic\_0* (Linux component)
  - *bxi0* with "BXI" subtype for Atos/Bull BXI HCAs (Linux component) even if those are not really OpenFabrics.
- GPUs ([HWLOC\\_OBJ\\_OSDEV\\_GPU](#))
  - *rsmi0* for the first RSMI device ("RSMI" subtype, from the RSMI component, using the AMD ROCm SMI library)
  - *nvml0* for the first NVML device ("NVML" subtype, from the NVML component, using the NVIDIA Management Library)
  - *:0.0* for the first display ("Display" subtype, from the GL component, using the NV-CONTROL X extension library, NVCtrl)
  - *card0* and *renderD128* for DRM device files (from the Linux component, filtered-out by default because considered non-important)
- Co-Processors ([HWLOC\\_OBJ\\_OSDEV\\_COPROC](#))
  - *opencl0d0* for the first device of the first OpenCL platform, *opencl1d3* for the fourth device of the second OpenCL platform ("OpenCL" subtype, from the OpenCL component)
  - *ze0* for the first Level Zero device ("LevelZero" subtype, from the levelzero component, using the oneAPI Level Zero library), and *ze0.1* for its second subdevice (if any).
  - *cuda0* for the first NVIDIA CUDA device ("CUDA" subtype, from the CUDA component, using the NVIDIA CUDA Library)
  - *ve0* for the first NEC Vector Engine device ("VectorEngine" subtype, from the Linux component)

- DMA engine channel ([HWLOC\\_OBJ\\_OSDEV\\_DMA](#))
  - *dma0chan0* (Linux component) when all OS devices are enabled ([HWLOC\\_TYPE\\_FILTER\\_KEEP\\_ALL](#))

Note that some PCI devices may contain multiple software devices (see the example below).

See also [Interoperability With Other Software](#) for managing these devices without considering them as hwloc objects.

## 8.4 PCI devices and bridges

A PCI hierarchy is usually organized as follows: A hostbridge object ( [HWLOC\\_OBJ\\_BRIDGE](#) object with upstream type *Host* and downstream type *PCI*) is attached below a normal object (usually the entire machine or a NUMA node). There may be multiple hostbridges in the machine, attached to different places, but all PCI devices are below one of them (unless the Bridge object type is filtered-out).

Each hostbridge contains one or several children, either other bridges (usually PCI to PCI switches) or PCI devices ([HWLOC\\_OBJ\\_PCI\\_DEVICE](#)). The number of bridges between the hostbridge and a PCI device depends on the machine.

## 8.5 Consulting I/O devices and binding

I/O devices may be consulted by traversing the topology manually (with usual routines such as [hwloc\\_get\\_obj\\_by\\_type\(\)](#)) or by using dedicated helpers (such as [hwloc\\_get\\_pcidev\\_by\\_busid\(\)](#), see [Finding I/O objects](#)).

I/O objects do not actually contain any locality information because their CPU sets and node sets are NULL. Their locality must be retrieved by walking up the object tree (through the `parent` link) until a non-I/O object is found (see [hwloc\\_get\\_non\\_io\\_ancestor\\_obj\(\)](#)). This normal object should have non-NULL CPU sets and node sets which describe the processing units and memory that are immediately close to the I/O device. For instance the path from a OS device to its locality may go across a PCI device parent, one or several bridges, up to a Package node with the same locality. Command-line tools are also aware of I/O devices. `Istopo` displays the interesting ones by default (passing `--no-io` disables it).

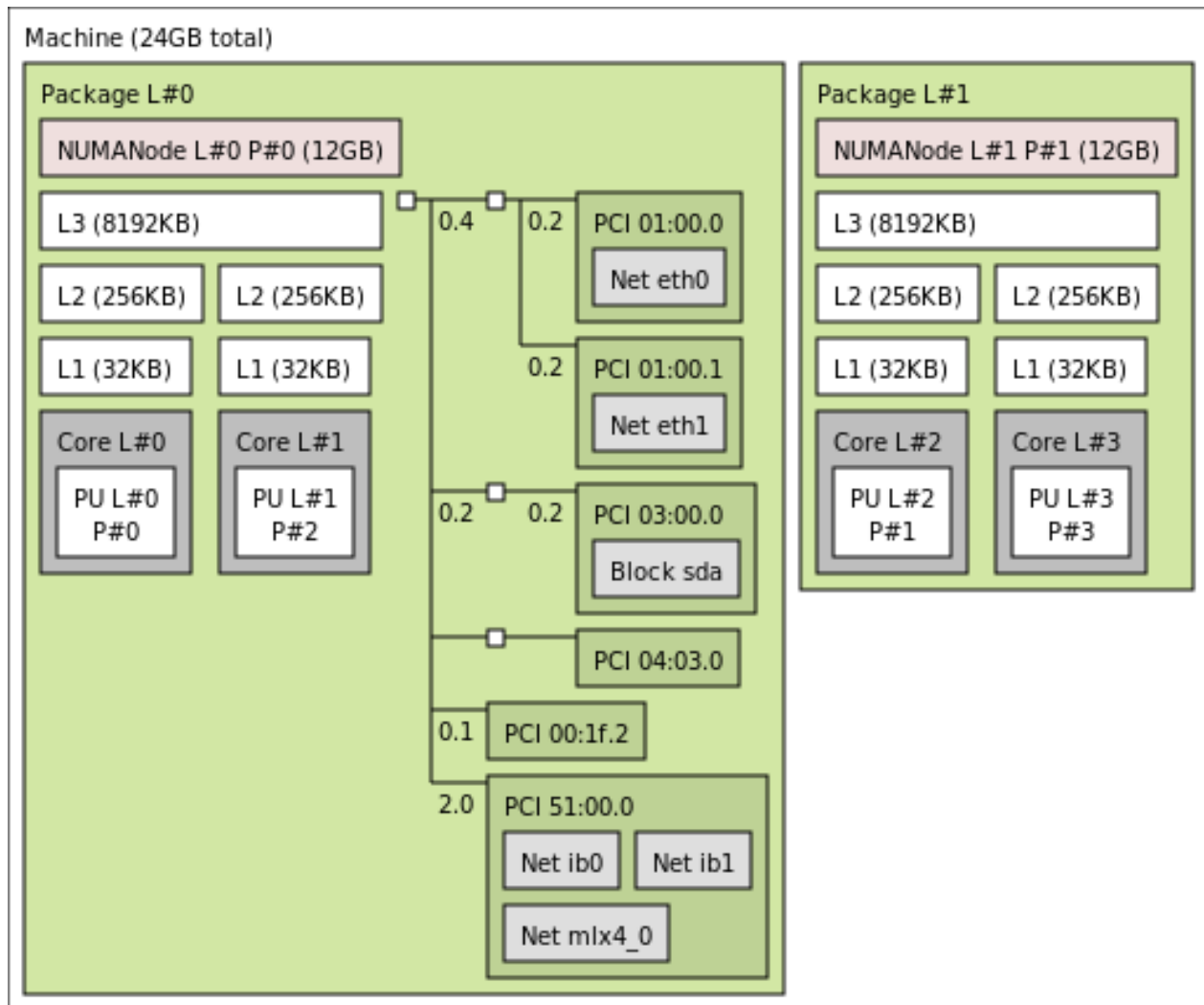
`hwloc-calc` and `hwloc-bind` may manipulate I/O devices specified by PCI bus ID or by OS device name.

- `pci=0000:02:03.0` is replaced by the set of CPUs that are close to the PCI device whose bus ID is given.
- `os=eth0` is replaced by CPUs that are close to the I/O device whose software handle is called `eth0`.

This enables easy binding of I/O-intensive applications near the device they use.

## 8.6 Examples

The following picture shows a dual-package dual-core host whose PCI bus is connected to the first package and NUMA node.



Six interesting PCI devices were discovered (dark green boxes). However, hwloc found some corresponding software devices (*eth0*, *eth1*, *sda*, *mlx4\_0*, *ib0*, and *ib1* light grey boxes) for only four of these physical devices. The other ones (*PCI 04:03.0* and *PCI 00:1f.2*) are an unused IDE controller (no disk attached) and a graphic card (no corresponding software device reported to the user by the operating system).

On the contrary, it should be noted that three different software devices were found for the last PCI device (*PCI 51:00.0*). Indeed this OpenFabrics HCA PCI device object contains one OpenFabrics software device (*mlx4\_0*) and two virtual network interfaces (*ib0* and *ib1*).

Here is the corresponding textual output:

```
Machine (24GB total)
  Package L#0
    NUMANode L#0 (P#0 12GB)
    L3 L#0 (8192KB)
    L2 L#0 (256KB) + L1 L#0 (32KB) + Core L#0 + PU L#0 (P#0)
    L2 L#1 (256KB) + L1 L#1 (32KB) + Core L#1 + PU L#1 (P#2)
  HostBridge
    PCIBridge
      PCI 01:00.0 (Ethernet)
        Net "eth0"
      PCI 01:00.1 (Ethernet)
        Net "eth1"
    PCIBridge
      PCI 03:00.0 (RAID)
        Block "sda"
```

```
PCIBridge
  PCI 04:03.0 (VGA)
  PCI 00:1f.2 (IDE)
  PCI 51:00.0 (InfiniBand)
  Net "ib0"
  Net "ib1"
  Net "mlx4_0"
Package L#1
  NUMANode L#1 (P#1 12GB)
  L3 L#1 (8192KB)
    L2 L#2 (256KB) + L1 L#2 (32KB) + Core L#2 + PU L#2 (P#1)
    L2 L#3 (256KB) + L1 L#3 (32KB) + Core L#3 + PU L#3 (P#3)
```



## Chapter 9

# Miscellaneous objects

hwloc topologies may be annotated with Misc objects (of type [HWLOC\\_OBJ\\_MISC](#)) either automatically or by the user. This is a flexible way to annotate topologies with large sets of information since Misc objects may be inserted anywhere in the topology (to annotate specific objects or parts of the topology), even below other Misc objects, and each of them may contain multiple attributes (see also [How do I annotate the topology with private notes?](#)). These Misc objects may have a `subtype` field to replace `Misc` with something else in the `lstopo` output.

### 9.1 Misc objects added by hwloc

hwloc only uses Misc objects when other object types are not sufficient, and when the Misc object type is not filtered-out anymore. This currently includes:

- Memory modules (DIMMs), on Linux when privileged and when `dmi-sysfs` is supported by the kernel. These objects have a `subtype` field of value `MemoryModule`. They are currently always attached to the root object. Their attributes describe the DIMM vendor, model, etc. `lstopo -v` displays them as:

```
Misc(MemoryModule) (P#1 DeviceLocation="Bottom-Slot 2(right)" BankLocation="BANK 2" Vendor=Elpida
SerialNumber=21733667 AssetTag=9876543210 PartNumber="EBJ81UG8EFU0-GN-F ")
```

- Displaying process binding in `lstopo --top`. These objects have a `subtype` field of value `Process` and a name attribute made of their PID and program name. They are attached below the object they are bound to. The textual `lstopo` displays them as:

```
PU L#0 (P#0)
  Misc(Process) 4445 myprogram
```

### 9.2 Annotating topologies with Misc objects

The user may annotate hwloc topologies with its own Misc objects. This can be achieved with [hwloc\\_topology\\_insert\\_misc\\_obj](#) as well as `hwloc-annotate` command-line tool.





# Chapter 10

## Object attributes

### 10.1 Normal attributes

hwloc objects have many generic attributes in the `hwloc_obj` structure, for instance their `logical_index` or `os_index` (see [Should I use logical or physical/OS indexes? and how?](#)), `depth` or `name`.

The kind of object is first described by the `obj->type` generic attribute (an integer). OS devices also have a specific `obj->attr->osdev.type` integer for distinguishing between NICs, GPUs, etc.

Objects may also have an optional `obj->subtype` pointing to a better description string (displayed by `lstopo` either in place or after the main `obj->type` attribute):

- NUMA nodes: subtype `DRAM` (for usual main memory), `HBM` (high-bandwidth memory), `SPM` (specific-purpose memory, usually reserved for some custom applications), `NVM` (non-volatile memory when used as main memory), `MCDRAM` (on KNL), `GPUMemory` (NVIDIA GPU memory shared over NVLink on POWER, over NVLink-C2C on Grace Hopper, etc.), `CXL-DRAM` or `CXL-NVM` for CXL DRAM or non-volatile memory. Note that some of these subtypes are guessed by the library, they might be missing or slightly wrong in some corner cases. See [Heterogeneous Memory](#) for details, and `HWLOC_MEMTIERS` and `HWLOC_MEMTIERS_GUESS` in [Environment Variables](#) for tuning these.
- Groups: subtype `Cluster`, `Module`, `Tile`, `Compute Unit`, `Book` or `Drawer` for different architecture-specific groups of CPUs (see also [What are these Group objects in my topology?](#)).
- OS devices (see also [OS devices](#)):
  - Co-processor: subtype `OpenCL`, `LevelZero`, `CUDA`, or `VectorEngine`.
  - GPU: subtype `RSMI` (AMD GPU) or `NVML` (NVIDIA GPU).
  - OpenFabrics: subtype `BXI` (Bull/Atos BXI HCA).
  - Network: subtype `Slingshot` (HPE Cray Slingshot Cassini HSN).
  - Block: subtype `Disk`, `NVM` (non-volatile memory), `SPM` (specific-purpose memory), `CXLMem` (CXL volatile or persistent memory), `Tape`, or `Removable Media Device`.
- L3 Caches: subtype `MemorySideCache` when hwloc is configured to expose the KNL MCDRAM in Cache mode as a L3.
- PCI devices: subtype `NVSwitch` for NVLink switches (see also `NVLinkBandwidth` in [Distances](#)).
- Misc devices: subtype `MemoryModule` (see also [Misc objects added by hwloc](#))

Each object also contains an `attr` field that, if non NULL, points to a union `hwloc_obj_attr_u` of type-specific attribute structures. For instance, a `L2Cache` object `obj` contains cache-specific information in `obj->attr->cache`, such as its size and associativity, cache type. See [hwloc\\_obj\\_attr\\_u](#) for details.

## 10.2 Custom string infos

Aside of these generic attribute fields, hwloc annotates many objects with info attributes made of name and value strings. Each object contains a list of such pairs that may be consulted manually (looking at the object `infos` array field) or using the `hwloc_obj_get_info_by_name()`. The user may additionally add new name-value pairs to any object using `hwloc_obj_add_info()` or the `hwloc-annotate` program.

Here is a non-exhaustive list of attributes that may be automatically added by hwloc. Note that these attributes heavily depend on the ability of the operating system to report them. Many of them will therefore be missing on some OS.

### 10.2.1 Hardware Platform Information

These info attributes are attached to the root object (Machine).

**PlatformName, PlatformModel, PlatformVendor, PlatformBoardID, PlatformRevision,**

**SystemVersionRegister, ProcessorVersionRegister (Machine)** Some POWER/PowerPC-specific attributes describing the platform and processor. Currently only available on Linux. Usually added to Package objects, but can be in Machine instead if hwloc failed to discover any package.

**DMIBoardVendor, DMIBoardName, etc.** DMI hardware information such as the motherboard and chassis models and vendors, the BIOS revision, etc., as reported by Linux under `/sys/class/dmi/id/`.

**SoC0ID, SoC0Family, SoC1Revision, etc.** The ID, family and revision of the first system-on-chip (SoC0), second (SoC1), etc.

**MemoryMode, ClusterMode** Intel Xeon Phi processor configuration modes. Available if `hwloc-dump-hwdata` was used (see [Why do I need hwloc-dump-hwdata for memory on Intel Xeon Phi processor?](#)) or if hwloc managed to guess them from the NUMA configuration.

The memory mode may be *Cache*, *Flat*, *Hybrid50* (half the MCDRAM is used as a cache) or *Hybrid25* (25% of MCDRAM as cache). The cluster mode may be *Quadrant*, *Hemisphere*, *All2All*, *SNC2* or *SNC4*. See `doc/examples/get-knl-modes.c` in the source directory for an example of retrieving these attributes.

### 10.2.2 Operating System Information

These info attributes are attached to the root object (Machine).

**OSName, OSRelease, OSVersion, HostName, Architecture** The operating system name, release, version, the host-name and the architecture name, as reported by the Unix `uname` command.

**LinuxCgroup** The name the Linux control group where the calling process is placed.

**WindowsBuildEnvironment** Either MinGW or Cygwin when one of these environments was used during build.

### 10.2.3 hwloc Information

Unless specified, these info attributes are attached to the root object (Machine).

**Backend (topology root, or specific object added by that backend)** The name of the hwloc backend/component that filled the topology. If several components were combined, multiple Backend pairs may exist, with different values, for instance `x86` and `Linux` in the root object and `CUDA` in CUDA OS device objects.

**MemoryTiersNr** The number of different memory tiers in the topology, if any. See [Heterogeneous Memory](#).

**SyntheticDescription** The description string that was given to hwloc to build this synthetic topology.

**hwlocVersion** The version number of the hwloc library that was used to generate the topology. If the topology was loaded from XML, this is not the hwloc version that loaded it, but rather the first hwloc instance that exported the topology to XML earlier.

**ProcessName** The name of the process that contains the hwloc library that was used to generate the topology. If the topology was from XML, this is not the hwloc process that loaded it, but rather the first process that exported the topology to XML earlier.

### 10.2.4 CPU Information

These info attributes are attached to Package objects, or to the root object (Machine) if package locality information is missing.

**CPUModel** The processor model name.

**CPUVendor, CPUModelNumber, CPUFamilyNumber, CPUStepping** The processor vendor name, model number, family number, and stepping number. Currently available for x86 and Xeon Phi processors on most systems, and for ia64 processors on Linux (except CPUStepping).

**CPUFamily** The family of the CPU, currently only available on Linux on LoongArch platforms.

**CPURevision** A POWER/PowerPC-specific general processor revision number, currently only available on Linux.

**CPUType** A Solaris-specific general processor type name, such as "i86pc".

### 10.2.5 OS Device Information

These info attributes are attached to OS device objects specified in parentheses.

**Vendor, Model, Revision, Size, SectorSize (Block OS devices)** The vendor and model names, revision, size (in KiB = 1024 bytes) and SectorSize (in bytes).

**LinuxDeviceID (Block OS devices)** The major/minor device number such as 8:0 of Linux device.

**SerialNumber (Block and CXL Memory OS devices)** The serial number of the device.

**CXLRAMSize, CXLPMEMSize (CXL Memory Block OS devices)** The size of the volatile (RAM) or persistent (PMEM) memory in a CXL Type-3 device. Sizes are in KiB (1024 bytes).

**GPUVendor, GPUModel (GPU or Co-Processor OS devices)** The vendor and model names of the GPU device.

**OpenCLDeviceType, OpenCLPlatformIndex,**

**OpenCLPlatformName, OpenCLPlatformDeviceIndex (OpenCL OS devices)** The type of OpenCL device, the OpenCL platform index and name, and the index of the device within the platform.

**OpenCLComputeUnits, OpenCLGlobalMemorySize (OpenCL OS devices)** The number of compute units and global memory size of an OpenCL device. Sizes are in KiB (1024 bytes).

**LevelZeroVendor, LevelZeroModel, LevelZeroBrand,**

**LevelZeroSerialNumber, LevelZeroBoardNumber (LevelZero OS devices)** The name of the vendor, device model, brand of a Level Zero device, and its serial and board numbers.

**LevelZeroDriverIndex, LevelZeroDriverDeviceIndex (LevelZero OS devices)** The index of the Level Zero driver within the list of drivers, and the index of the device within the list of devices managed by this driver.

**LevelZeroUUID (LevelZero OS devices or subdevices)** The UUID of the device or subdevice.

**LevelZeroSubdevices (LevelZero OS devices)** The number of subdevices below this OS device.

**LevelZeroSubdeviceID (LevelZero OS subdevices)** The index of this subdevice within its parent.

**LevelZeroDeviceType (LevelZero OS devices or subdevices)** A string describing the type of device, for instance "GPU", "CPU", "FPGA", etc.

**LevelZeroNumSlices, LevelZeroNumSubslicesPerSlice,**

**LevelZeroNumEUsPerSubslice, LevelZeroNumThreadsPerEU (LevelZero OS devices or subdevices)** The number of slices in the device, of subslices per slice, of execution units (EU) per subslice, and of threads per EU.

**LevelZeroHBMSize, LevelZeroDDRSize, LevelZeroMemorySize (LevelZero OS devices or subdevices)** The amount of HBM or DDR memory of a LevelZero device or subdevice. Sizes are in KiB (1024 bytes). If the type of memory could not be determined, the generic name `LevelZeroMemorySize` is used. For devices that contain subdevices, the amount reported in the root device includes the memories of all its subdevices.

**LevelZeroCQGroups, LevelZeroCQGroup2 (LevelZero OS devices or subdevices)** The number of completion queue groups, and the description of the third group (as `N*0xX` where `N` is the number of queues in the group, and `0xX` is the hexadecimal bitmask of `ze_command_queue_group_property_flag_t` listing properties of those queues).

**AMDUUID, AMDSerial (RSMI GPU OS devices)** The UUID and serial number of AMD GPUs.

**RSMIVRAMSize, RSMIVisibleVRAMSize, RSMIGTTSize (RSMI GPU OS devices)** The amount of GPU memory (VRAM), of GPU memory that is visible from the host (Visible VRAM), and of system memory that is usable by the GPU (Graphics Translation Table). Sizes are in KiB (1024 bytes).

**XGMIHiveID (RSMI GPU OS devices)** The ID of the group of GPUs (Hive) interconnected by XGMI links

**XGMIPeers (RSMI GPU OS devices)** The list of RSMI OS devices that are directly connected to the current device through XGMI links. They are given as a space-separated list of object names, for instance `rsmi2 rsmi3`.

**NVIDIAUUID, NVIDIASerial (NVML GPU OS devices)** The UUID and serial number of NVIDIA GPUs.

**CUDAMultiProcessors, CUDAcoresPerMP,**

**CUDAGlobalMemorySize, CUDAL2CacheSize, CUDASharedMemorySizePerMP (CUDA OS devices)** The number of shared multiprocessors, the number of cores per multiprocessor, the global memory size, the (global) L2 cache size, and size of the shared memory in each multiprocessor of a CUDA device. Sizes are in KiB (1024 bytes).

**VectorEngineModel, VectorEngineSerialNumber (VectorEngine OS devices)** The model and serial number of a VectorEngine device.

**VectorEngineCores, VectorEngineMemorySize, VectorEngineLLCSize,**

**VectorEngineL2Size, VectorEngineL1dSize, VectorEngineL1iSize (VectorEngine OS devices)** The number of cores, memory size, and the sizes of the (global) last level cache and of L2, L1d and L1i caches of a VectorEngine device. Sizes are in KiB (1024 bytes).

**VectorEngineNUMAPartitioned (VectorEngine OS devices)** If this attribute exists, the VectorEngine device is configured in partitioned mode with multiple NUMA nodes.

**Address, Port (Network interface OS devices)** The MAC address and the port number of a software network interface, such as `eth4` on Linux.

**NodeGUID, SysImageGUID, Port1State, Port2LID, Port2LMC, Port3GID1 (OpenFabrics OS devices)** The node GUID and GUID mask, the state of a port #1 (value is 4 when active), the LID and LID mask count of port #2, and GID #1 of port #3.

**BXIUUID (OpenFabrics BXI OS devices)** The UUID of an Atos/Bull BXI HCA.

### 10.2.6 Other Object-specific Information

These info attributes are attached to objects specified in parentheses.

**MemoryTier (NUMA Nodes)** The rank of the memory tier of this node. Ranks start from 0 for highest bandwidth nodes. The attribute is only set if multiple tiers are found. See [Heterogeneous Memory](#).

**CXLDevice (NUMA Nodes or DAX Memory OS devices)** The PCI/CXL bus ID of a device whose CXL Type-3 memory is exposed here. If multiple devices are interleaved, their bus IDs are separated by commas, and the number of devices is reported in CXLDeviceInterleaveWays.

**CXLDeviceInterleaveWays (NUMA Nodes or DAX Memory OS devices)** If multiple CXL devices are interleaved, this attribute shows the number of devices (and the number of bus IDs in the CXLDevice attributes).

**DAXDevice (NUMA Nodes)** The name of the Linux DAX device that was used to expose a non-volatile memory region as a volatile NUMA node.

**DAXType (NUMA Nodes or DAX OS devices)** The type of memory exposed in a Linux DAX device or in the corresponding NUMA node, either "NVM" (non-volatile memory) or "SPM" (specific-purpose memory).

**DAXParent (NUMA Nodes or DAX OS devices)** A string describing the Linux sysfs hierarchy that exposes the DAX device, for instance containing "hmem1" for specific-purpose memory or "ndbus0" for NVDIMMs.

**PCIBusID (GPUMemory NUMA Nodes)** The PCI bus ID of the GPU whose memory is exposed in this NUMA node.

**Inclusive (Caches)** The inclusiveness of a cache (1 if inclusive, 0 otherwise). Currently only available on x86 processors.

**SolarisProcessorGroup (Group)** The Solaris kstat processor group name that was used to build this Group object.

**PCIVendor, PCIDevice (PCI devices and bridges)** The vendor and device names of the PCI device.

**PCISlot (PCI devices or Bridges)** The name/number of the physical slot where the device is plugged. If the physical device contains PCI bridges above the actual PCI device, the attribute may be attached to the highest bridge (i.e. the first object that actually appears below the physical slot).

**Vendor, AssetTag, PartNumber, DeviceLocation, BankLocation, FormFactor, Type, Size, Rank (MemoryModule Misc objects)** Information about memory modules (DIMMs) extracted from SMBIOS. Size is in KiB.

### 10.2.7 User-Given Information

Here is a non-exhaustive list of user-provided info attributes that have a special meaning:

**IstopoStyle** Enforces the style of an object (background and text colors) in the graphical output of Istopo. See CUSTOM COLORS in the Istopo(1) manpage for details.



## Chapter 11

# Topology Attributes: Distances, Memory Attributes and CPU Kinds

Besides the hierarchy of objects and individual object attributes (see [Object attributes](#)), hwloc may also expose finer information about the hardware organization.

### 11.1 Distances

A machine with 4 CPUs may have identical links between every pairs of CPUs, or those CPUs could also only be connected through a ring. In the ring case, accessing the memory of nearby CPUs is slower than local memory, but it is also faster than accessing the memory of CPU on the opposite side of the ring. These deep details cannot be exposed in the hwloc hierarchy, that is why hwloc also exposes distances.

Distances are matrices of values between sets of objects, usually latencies or bandwidths. By default, hwloc tries to get a matrix of relative latencies between NUMA nodes when exposed by the hardware.

In the aforementioned ring case, the matrix could report 10 for latency between a NUMA node and itself, 20 for nearby nodes, and 30 for nodes that are opposites on the ring. Those are theoretical values exposed by hardware vendors (in the System Locality Distance Information Table (SLIT) in the ACPI) rather than physical latencies. They are mostly meant for comparing node relative distances.

Distances structures currently created by hwloc are:

**NUMALatency (Linux, Solaris, FreeBSD)** This is the matrix of theoretical latencies described above.

**XGMIBandwidth (RSMI)** This is the matrix of unidirectional XGMI bandwidths between AMD GPUs (in MB/s). It contains 0 when there is no direct XGMI link between objects. Values on the diagonal are artificially set to very high so that local access always appears faster than remote access.

GPUs are identified by RSMI OS devices such as "rsmi0". They may be converted into the corresponding OpenCL or PCI devices using [hwloc\\_get\\_obj\\_with\\_same\\_locality\(\)](#) or the hwloc-annotate tool.

[hwloc\\_distances\\_transform\(\)](#) or hwloc-annotate may also be used to transform this matrix into something more convenient, for instance by replacing bandwidths with numbers of links between peers.

**XGMIHops (RSMI)** This matrix lists the number of XGMI hops between AMD GPUs. It reports 1 when there is a direct link between two distinct GPUs. If there is no XGMI route between them, the value is 0. The number of hops between a GPU and itself (on the diagonal) is 0 as well.

**XeLinkBandwidth (LevelZero)** This is the matrix of unidirectional XeLink bandwidths between Intel GPUs (in MB/s). It contains 0 when there is no direct XeLink between objects. When there are multiple links, their bandwidth is aggregated.

Values on the diagonal are artificially set to very high so that local access always appears faster than remote access. This includes bandwidths between a (sub)device and itself, between a subdevice and its parent device, or between two subdevices of the same parent.

The matrix interconnects all LevelZero devices and subdevices (if any), even if some of them may have no link at all.

The bandwidths of links between subdevices are accumulated in the bandwidth between their parents.

**NVLinkBandwidth (NVML)** This is the matrix of unidirectional NVLink bandwidths between NVIDIA GPUs (in MB/s). It contains 0 when there is no direct NVLink between objects. When there are multiple links, their bandwidth is aggregated. Values on the diagonal are artificially set to very high so that local access always appears faster than remote access.

On POWER platforms, NVLinks may also connect GPUs to CPUs. On NVIDIA platforms such as DGX-2, a NVSwitch may interconnect GPUs through NVLinks. In these cases, the distances structure is heterogeneous. GPUs always appear first in the matrix (as NVML OS devices such as "nvml0"), and non-GPU objects may appear at the end (Package for POWER processors, PCI device for NVSwitch).

NVML OS devices may be converted into the corresponding CUDA, OpenCL or PCI devices using [hwloc\\_get\\_obj\\_with\\_same\\_locality\(\)](#) or the hwloc-annotate tool.

[hwloc\\_distances\\_transform\(\)](#) or hwloc-annotate may also be used to transform this matrix into something more convenient, for instance by removing switches or CPU ports, or by replacing bandwidths with numbers of links between peers.

When a NVSwitch interconnects GPUs, only links between one GPU and different NVSwitch ports are reported. They may be merged into a single switch port with [hwloc\\_distances\\_transform\(\)](#) or hwloc-annotate. Or a transitive closure may also be applied to report the bandwidth between GPUs across the NVSwitch.

Users may also specify their own matrices between any set of objects, even if these objects are of different types (e.g. bandwidths between GPUs and CPUs).

The entire API is located in [hwloc/distances.h](#). See also [Retrieve distances between objects](#), as well as [Helpers for consulting distance matrices](#) and [Add distances between objects](#).

## 11.2 Memory Attributes

Machines with heterogeneous memory, for instance high-bandwidth memory (HBM), normal memory (DDR), and/or high-capacity slow memory (such as non-volatile memory DIMMs, NVDIMMs) require applications to allocate buffers in the appropriate target memory depending on performance and capacity needs. Those target nodes may be exposed in the hwloc hierarchy as different memory children but there is a need for performance information to select the appropriate one.

hwloc memory attributes are designed to expose memory information such as latency, bandwidth, etc. Users may also specify their own attributes and values.

The memory attributes API is located in [hwloc/memattrs.h](#), see [Comparing memory node attributes for finding where to allocate on](#) and [Managing memory attributes](#) for details. See also an example in `doc/examples/memory-attributes.c` in the source tree.

Memory attributes are the low-level solution to selecting target memory. hwloc uses them internally to build Memory Tiers which provide an easy way to distinguish NUMA nodes of different kinds, as explained in [Heterogeneous Memory](#).

## 11.3 CPU Kinds

Hybrid CPUs may contain different kinds of cores. The CPU kinds API in [hwloc/cpukinds.h](#) provides a way to list the sets of PUs in each kind and get some optional information about their hardware characteristics and efficiency.

If the operating system provides efficiency information (e.g. Windows 10, MacOS X / Darwin and some Linux kernels), it is used to rank hwloc CPU kinds by efficiency. Otherwise, hwloc implements several heuristics based on frequencies and core types (see `HWLOC_CPUKINDS_RANKING` in [Environment Variables](#)).

The ranking shows energy-efficient CPUs first, and high-performance power-hungry cores last.

These CPU kinds may be annotated with the following native attributes:

**FrequencyMaxMHz (Linux)** The maximal operating frequency of the core, as reported by `cpufreq` drivers on Linux.



**FrequencyBaseMHz (Linux)** The base/nominal operating frequency of the core, as reported by some `cpufreq` or ACPI drivers on Linux (e.g. `cpufreq_cppc` or `intel_pstate`).

**CoreType (x86)** A string describing the kind of core, currently `IntelAtom`, `IntelCore` or `IntelLowPower`, as reported by the x86 CPUID instruction and Linux PMU on some Intel processors.

**LinuxCapacity (Linux)** The Linux-specific CPU capacity found in `sysfs`, as reported by the Linux kernel on some recent platforms. Higher values usually mean that the Linux scheduler considers the core as high-performance rather than energy-efficient.

**LinuxCPUType (Linux)** The Linux-specific CPU type found in `sysfs`, such as `intel_atom_0`, as reported by future Linux kernels on some Intel processors.

**DarwinCompatible (Darwin / Mac OS X)** The compatibility attribute of the CPUs as found in the IO registry on Darwin / Mac OS X. For instance `apple,icestorm;ARM,v8` for energy-efficient cores and `apple,firestorm;ARM,v8` on performance cores on Apple M1 CPU.

The `hwloc-calc` tool may be used to query the number of `cpukinds` or which ones exist in some cores:

```
$ hwloc-calc -N cpukind all
2
$ hwloc-calc -I cpukind package:0
0,1
```

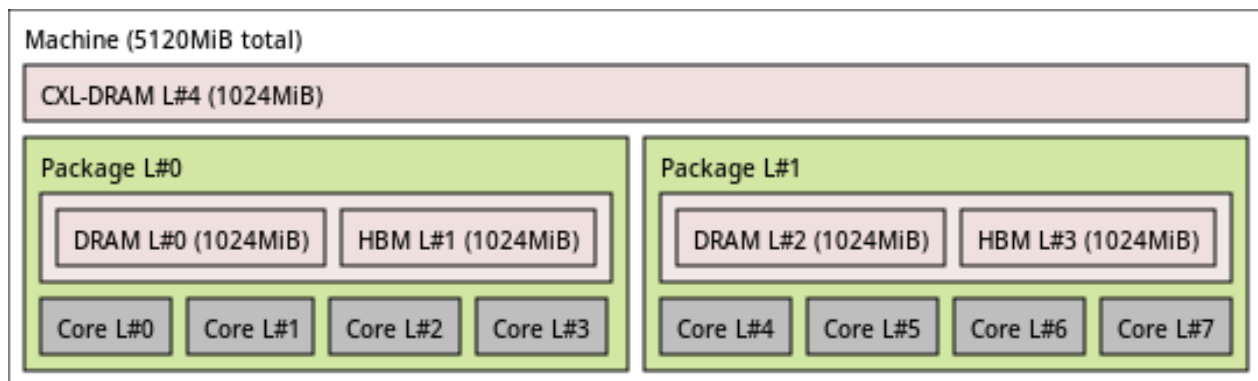
See [Kinds of CPU cores](#) for details.



## Chapter 12

# Heterogeneous Memory

Heterogeneous memory hardware exposes different NUMA nodes for different memory technologies. On the image below, a dual-socket server has both HBM (high bandwidth memory) and usual DRAM connected to each socket, as well as some CXL memory connected to the entire machine.



The hardware usually exposes "default" memory first because it is where "normal" data buffers should be allocated by default.

However there is no guarantee about whether HBM, NVM, CXL will appear second. Hence there is a need to explicit memory technologies and performance to help users decide where to allocate.

### 12.1 Memory Tiers and Default nodes

hwloc builds *Memory Tiers* to identify different kinds of NUMA nodes. On the above machine, the first tier would contain both HBM NUMA nodes (L#1 and L#3), while the second tier would contain both DRAM nodes (L#0 and L#2), and the CXL memory (L#4) would be in the third tier. NUMA nodes are then annotated accordingly:

- Each node object has its `subtype` field set to HBM, DRAM or CXL-DRAM (see other possible values in [Normal attributes](#)).
- Each node also has a string info attribute with name `MemoryTier` and value 0 for the first tier, 1 for the second, etc.

Tiers are built using two kinds of information:

- First hwloc looks into operating system information to find out whether a node is non-volatile, CXL, special-purpose, etc.
- Then it combines that knowledge with performance metrics exposed by the hardware to guess what's actually DRAM, HBM, etc. These metrics are also exposed in hwloc Memory Attributes, for instance bandwidth and latency, for read and write. See [Memory Attributes](#) and [Comparing memory node attributes for finding where to allocate on](#) for more details.

Once nodes with similar or different characteristics are identified, they are placed in tiers. Tiers are then sorted by bandwidth so that the highest bandwidth is ranked first, etc.

If hwloc fails to build tiers properly, see `HWLOC_MEMTIERS` and `HWLOC_MEMTIERS_GUESS` in [Environment Variables](#).

hwloc also tries to identify "default" memory nodes. They usually correspond the tier containing DRAM nodes. These are where normal data buffers should be allocated from, but they may also be used when placing tasks per NUMA domain (to hide NUMA nodes with overlapping localities, e.g. HBM and CXL in our example above).

## 12.2 Using Heterogeneous Memory from the command-line

Specific kinds or tiers of memory may be specified in location filters when using NUMA nodes in hwloc command-line tools. For instance, binding memory on the first HBM node (`numa[hbm]:0`) is actually equivalent to binding on the second node (`numa:1`) on our example platform:

```
$ hwloc-bind --membind 'numa[hbm]:0' -- myprogram
$ hwloc-bind --membind 'numa:1' -- myprogram
```

To count DRAM nodes in the first CPU package, or all nodes:

```
$ hwloc-calc -N 'numa[dram]' package:0
1
$ hwloc-calc -N 'numa' package:0
2
```

To list all default NUMA nodes:

```
$ hwloc-calc --default-nodes all
0,2
```

To list all the physical indexes of Tier-0 NUMA nodes (HBM P#2 and P#3 not shown on the figure):

```
$ hwloc-calc -I 'numa[tier=0]' -p all
2,3
```

To find the memory kind of a NUMA node, one may look at its info attribute or use hwloc-calc:

```
$ hwloc-info --get-attr "info MemoryTier" numa:1
1
$ hwloc-calc -I memorytier numa:1
1
```

The number of tiers may be retrieved by looking at topology attributes in the root object, or by counting tiers inside it:

```
$ hwloc-info --get-attr "info MemoryTiersNr" topology
2
$ hwloc-calc --N memorytier all
2
```

hwloc-calc and hwloc-bind also have options such as `--local-memory` and `--best-memattr` to select the best NUMA node among the local ones. For instance, the following command-lines say that, among nodes near node:0 (DRAM L#0), the best one for latency is itself while the best one for bandwidth is node:1 (HBM L#1).

```
$ hwloc-calc --best-memattr latency node:0
0
$ hwloc-calc --best-memattr bandwidth node:0
1
```

## 12.3 Using Heterogeneous Memory from the C API

There are two major changes introduced by heterogeneous memory when looking at the hierarchical tree of objects.

- First, there may be multiple memory children attached at the same place. For instance, each Package in the above image has two memory children, one for the DRAM NUMA node, and another one for the HBM node.
- Second, memory children may be attached at different levels. In the above image, CXL memory is attached to the root Machine object instead of below a Package.

Hence, one may have to rethink the way it selects NUMA nodes.

### 12.3.1 Iterating over the list of (heterogeneous) NUMA nodes

A common need consists in iterating over the list of NUMA nodes (e.g. using `hwloc_get_next_obj_by_type()`). This is useful for counting some domains before partitioning a job, or for finding a node that is local to some objects. With heterogeneous memory, one should remember that multiple nodes may now have the same locality (HBM and DRAM above) or overlapping localities (e.g. DRAM and CXL above).

- Checking NUMA node subtype or tier attributes is a good way to avoid this issue by ignoring nodes of different kinds.
- Another solution consists in ignoring nodes whose CPU set overlap the previously selected ones. For instance, in the above example, one could first select DRAM L#0 but ignore HBM L#1 (because it overlaps with DRAM L#0), then select DRAM L#2 but ignore HBM L#3 and CXL L#4 (overlap with DRAM L#2).

**hwloc set of default nodes** (returned by `hwloc_topology_get_default_nodeset()`) **was designed for this purpose**: it ignores NUMA nodes with overlapping CPU set (only the first one is kept), and also tries to return nodes with similar subtypes.

It is also possible to iterate over the memory parents (e.g. Packages in our example) and select only one memory child for each of them. `hwloc_get_memory_parents_depth()` may be used to find the depth of these parents. However this method only works if all memory parents are at the same level. It would fail in our example↵: the root Machine object also has a memory child (CXL), hence `hwloc_get_memory_parents_depth()` would return `HWLOC_TYPE_DEPTH_MULTIPLE`.

### 12.3.2 Iterating over local (heterogeneous) NUMA nodes

Another common need is to find NUMA nodes that are local to some objects (e.g. a Core). A basic solution consists in looking at the Core nodeset and iterating over NUMA nodes to select those whose nodeset are included. A nicer solution is to walk up the tree to find ancestors with a memory child. With heterogeneous memory, multiple such ancestors may exist (Package and Machine in our example) and they may have multiple memory children.

Both these methods may be replaced with `hwloc_get_local_nodanode_objs()` which provides a convenient and flexible way to retrieve local NUMA nodes. One may then iterate over the returned array to select the appropriate one(s) depending on their subtype, tier or performance attributes.

`hwloc_memattr_get_best_target()` is also a convenient way to select the best local NUMA node according to performance metrics. See also [Comparing memory node attributes for finding where to allocate on](#).



## Chapter 13

# Importing and exporting topologies from/to XML files

hwloc offers the ability to export topologies to XML files and reload them later. This is for instance useful for loading topologies faster (see [I do not want hwloc to rediscover my enormous machine topology every time I rerun a process](#)), manipulating other nodes' topology, or avoiding the need for privileged processes (see [Does hwloc require privileged access?](#)). Topologies may be exported to XML files thanks to [hwloc\\_topology\\_export\\_xml\(\)](#), or to a XML memory buffer with [hwloc\\_topology\\_export\\_xmlbuffer\(\)](#). The lstopo program can also serve as a XML topology export tool. XML topologies may then be reloaded later with [hwloc\\_topology\\_set\\_xml\(\)](#) and [hwloc\\_topology\\_set\\_xmlbuffer\(\)](#). The HWLOC\_XMLFILE environment variable also tells hwloc to load the topology from the given XML file (see [Environment Variables](#)).

### Note

Loading XML topologies disables binding because the loaded topology may not correspond to the physical machine that loads it. This behavior may be reverted by asserting that loaded file really matches the underlying system with the HWLOC\_THISSYSTEM environment variable or the [HWLOC\\_TOPOLOGY\\_FLAG\\_IS\\_THISSYSTEM](#) topology flag.

The topology flag [HWLOC\\_TOPOLOGY\\_FLAG\\_THISSYSTEM\\_ALLOWED\\_RESOURCES](#) may be used to load a XML topology that contains the entire machine and restrict it to the part that is actually available to the current process (e.g. when Linux Cgroup/Cpuset are used to restrict the set of resources).

hwloc also offers the ability to export/import [Topology differences](#).

XML topology files are not localized. They use a dot as a decimal separator. Therefore any exported topology can be reloaded on any other machine without requiring to change the locale.

XML exports contain all details about the platform. It means that two very similar nodes still have different XML exports (e.g. some serial numbers or MAC addresses are different). If a less precise exporting/importing is required, one may want to look at [Synthetic topologies](#) instead.

## 13.1 libxml2 and minimalistic XML backends

hwloc offers two backends for importing/exporting XML.

First, it can use the libxml2 library for importing/exporting XML files. It features full XML support, for instance when those files have to be manipulated by non-hwloc software (e.g. a XSLT parser). The libxml2 backend is enabled by default if libxml2 development headers are available (the relevant development package is usually `libxml2-devel` or `libxml2-dev`).

If libxml2 is not available at configure time, or if `--disable-libxml2` is passed, hwloc falls back to a custom backend. Contrary to the aforementioned full XML backend with libxml2, this minimalistic XML backend cannot be guaranteed to work with external programs. It should only be assumed to be compatible with the same hwloc release

(even if using the libxml2 backend). Its advantage is, however, to always be available without requiring any external dependency.

If libxml2 is available but the core hwloc library should not directly depend on it, the libxml2 support may be built as a dynamically-loaded plugin. One should pass `--enable-plugins` to enable plugin support (when supported) and build as plugins all component that support it. Or pass `--enable-plugins=xml_libxml` to only build this libxml2 support as a plugin.

## 13.2 XML import error management

Importing XML files can fail at least because of file access errors, invalid XML syntax, non-hwloc-valid XML contents, or incompatibilities between hwloc releases (see [Are XML topology files compatible between hwloc releases?](#)).

Both backend cannot detect all these errors when the input XML file or buffer is selected (when `hwloc_topology_set_xml()` or `hwloc_topology_set_xmlbuffer()` is called). Some errors such non-hwloc-valid contents can only be detected later when loading the topology with `hwloc_topology_load()`.

It is therefore strongly recommended to check the return value of both `hwloc_topology_set_xml()` (or `hwloc_topology_set_xmlbuffer()`) and `hwloc_topology_load()` to handle all these errors.



## Chapter 14

# Synthetic topologies

hwloc may load fake or remote topologies so as to consult them without having the underlying hardware available. Aside from loading XML topologies, hwloc also enables the building of *synthetic* topologies that are described by a single string listing the arity of each levels.

For instance, lstopo may create a topology made of 2 packages, containing a single NUMA node and a L2 cache above two single-threaded cores:

```
$ lstopo -i "pack:2 node:1 l2:1 core:2 pu:1" -
Machine (2048MB)
  Package L#0
    NUMANode L#0 (P#0 1024MB)
    L2 L#0 (4096KB)
    Core L#0 + PU L#0 (P#0)
    Core L#1 + PU L#1 (P#1)
  Package L#1
    NUMANode L#1 (P#1 1024MB)
    L2 L#1 (4096KB)
    Core L#2 + PU L#2 (P#2)
    Core L#3 + PU L#3 (P#3)
```

Replacing `-` with `file.xml` in this command line will export this topology to XML as usual.

### Note

Synthetic topologies offer a very basic way to export a topology and reimport it on another machine. It is a lot less precise than XML but may still be enough when only the hierarchy of resources matters.

## 14.1 Synthetic description string

Each item in the description string gives the type of the level and the number of such children under each object of the previous level. That is why the above topology contains 4 cores (2 cores times 2 nodes).

These type names must be written as `numanode`, `package`, `core`, `l2u`, `l1i`, `pu`, `group` (`hwloc_obj_type_` ← `sscanf()` is used for parsing the type names). They do not need to be written case-sensitively, nor entirely (as long as there is no ambiguity, 2 characters such as `ma` select a Machine level). Note that I/O and Misc objects are not available. Instead of specifying the type of each level, it is possible to just specify the arities and let hwloc choose all types according to usual topologies. The following examples are therefore equivalent:

```
$ lstopo -i "2 3 4 5 6"
$ lstopo -i "Package:2 NUMANode:3 L2Cache:4 Core:5 PU:6"
```

NUMA nodes are handled in a special way since they are not part of the main CPU hierarchy but rather attached below it as memory children. Thus, `NUMANode:3` actually means `Group:3` where one NUMA node is attached below each group. These groups are merged back into the parent when possible (typically when a single NUMA node is requested below each parent).

It is also possible to explicitly attach NUMA nodes to specific levels. For instance, a topology similar to a Intel Xeon Phi processor (with 2 NUMA nodes per 16-core group) may be created with:

```
$ lstopo -i "package:1 group:4 [numa] [numa] core:16 pu:4"
```

The root object does not appear in the synthetic description string since it is always a Machine object. Therefore the Machine type is disallowed in the description as well.

A NUMA level (with a single NUMA node) is automatically added if needed.

Each item may be followed parentheses containing a list of space-separated attributes. For instance:

- `L2iCache:2 (size=32kB)` specifies 2 children of 32kB level-2 instruction caches. The size may be specified in bytes (without any unit suffix) or as kB, KiB, MB, MiB, etc.
- `NUMANode:3 (memory=16MB)` specifies 3 NUMA nodes with 16MB each. The size may be specified in bytes (without any unit suffix) or as GB, GiB, TB, TiB, etc.
- `PU:2 (indexes=0,2,1,3)` specifies 2 PU children and the full list of OS indexes among the entire set of 4 PU objects.
- `PU:2 (indexes=numa:core)` specifies 2 PU children whose OS indexes are interleaved by NUMA node first and then by package.
- Attributes in parentheses at the very beginning of the description apply to the root object.

hwloc command-line tools may modify a synthetic topology, for instance to customize object attributes, or to remove some objects to make the topology heterogeneous or asymmetric. See many examples in [How do I create a custom heterogeneous and asymmetric topology?](#).

## 14.2 Loading a synthetic topology

Aside from lstopo, the hwloc programming interface offers the same ability by passing the synthetic description string to `hwloc_topology_set_synthetic()` before `hwloc_topology_load()`.

Synthetic topologies are created by the `synthetic` component. This component may be enabled by force by setting the `HWLOC_SYNTHETIC` environment variable to something such as `node:2 core:3 pu:4`.

Loading a synthetic topology disables binding support since the topology usually does not match the underlying hardware. Binding may be reenabled as usual by setting `HWLOC_THISSYSTEM=1` in the environment or by setting the `HWLOC_TOPOLOGY_FLAG_IS_THISSYSTEM` topology flag.

## 14.3 Exporting a topology as a synthetic string

The function `hwloc_topology_export_synthetic()` may export a topology as a synthetic string. It offers a convenient way to quickly describe the contents of a machine. The lstopo tool may also perform such an export by forcing the output format.

```
$ lstopo --of synthetic --no-io
Package:1 L3Cache:1 L2Cache:2 L1dCache:1 L1iCache:1 Core:1 PU:2
```

The exported string may be passed back to hwloc for recreating another similar topology (see also [Are synthetic strings compatible between](#)). The entire tree will be similar, but some attributes such as the processor model will be missing.

Such an export is only possible if the topology is totally symmetric. It means that the `symmetric_subtree` field of the root object is set. Also memory children should be attached in a symmetric way (e.g. the same number of memory children below each Package object, etc.). However, I/O devices and Misc objects are ignored when looking at symmetry and exporting the string.

## Chapter 15

# Interoperability With Other Software

Although hwloc offers its own portable interface, it still may have to interoperate with specific or non-portable libraries that manipulate similar kinds of objects. hwloc therefore offers several specific "helpers" to assist converting between those specific interfaces and hwloc.

Some external libraries may be specific to a particular OS; others may not always be available. The hwloc core therefore generally does not explicitly depend on these types of libraries. However, when a custom application uses or otherwise depends on such a library, it may optionally include the corresponding hwloc helper to extend the hwloc interface with dedicated helpers.

Most of these helpers use structures that are specific to these external libraries and only meaningful on the local machine. If so, the helper requires the input topology to match the current machine. Some helpers also require I/O device discovery to be supported and enabled for the current topology.

**Linux specific features** [hwloc/linux.h](#) offers Linux-specific helpers that utilize some non-portable features of the Linux system, such as binding threads through their thread ID ("tid") or parsing kernel CPU mask files. See [Linux-specific helpers](#).

**Windows specific features** [hwloc/windows.h](#) offers Windows-specific helpers to query information about Windows processor groups. See [Windows-specific helpers](#).

**Linux libnuma** [hwloc/linux-libnuma.h](#) provides conversion helpers between hwloc CPU sets and libnuma-specific types, such as bitmasks. It helps you use libnuma memory-binding functions with hwloc CPU sets. See [Interoperability with Linux libnuma bitmask](#) and [Interoperability with Linux libnuma unsigned long masks](#).

**Glibc** [hwloc/glibc-sched.h](#) offers conversion routines between Glibc and hwloc CPU sets in order to use hwloc with functions such as `sched_getaffinity()` or `pthread_attr_setaffinity_np()`. See [Interoperability with glibc sched affinity](#).

**OpenFabrics Verbs** [hwloc/openfabrics-verbs.h](#) helps interoperability with the OpenFabrics Verbs interface. For example, it can return a list of processors near an OpenFabrics device. It may also return the corresponding OS device hwloc object for further information (if I/O device discovery is enabled). See [Interoperability with OpenFabrics](#).

**OpenCL** [hwloc/ocl.h](#) enables interoperability with the OpenCL interface. Only the AMD and NVIDIA implementations currently offer locality information. It may return the list of processors near a GPU given as a `cl_device_id`. It may also return the corresponding OS device hwloc object for further information (if I/O device discovery is enabled). See [Interoperability with OpenCL](#).

**oneAPI Level Zero** [hwloc/levelzero.h](#) enables interoperability with the oneAPI Level Zero interface. It may return the list of processors near an accelerator or GPU. It may also return the corresponding OS device hwloc object for further information (if I/O device discovery is enabled). See [Interoperability with the oneAPI Level Zero interface](#).

**AMD ROCm SMI Library (RSMI)** [hwloc/rsmi.h](#) enables interoperability with the AMD ROCm SMI interface. It may return the list of processors near an AMD GPU. It may also return the corresponding OS device hwloc object for further information (if I/O device discovery is enabled). See [Interoperability with the ROCm SMI Management Library](#).

**NVIDIA CUDA** [hwloc/cuda.h](#) and [hwloc/cudart.h](#) enable interoperability with NVIDIA CUDA Driver and Runtime interfaces. For instance, it may return the list of processors near NVIDIA GPUs. It may also return the corresponding OS device hwloc object for further information (if I/O device discovery is enabled). See [Interoperability with the CUDA Driver API](#) and [Interoperability with the CUDA Runtime API](#).

**NVIDIA Management Library (NVML)** [hwloc/nvml.h](#) enables interoperability with the NVIDIA NVML interface. It may return the list of processors near a NVIDIA GPU given as a `nvmlDevice_t`. It may also return the corresponding OS device hwloc object for further information (if I/O device discovery is enabled). See [Interoperability with the NVIDIA Management Library](#).

**NVIDIA displays** [hwloc/gl.h](#) enables interoperability with NVIDIA displays using the NV-CONTROL X extension (NVCtrl library). If I/O device discovery is enabled, it may return the OS device hwloc object that corresponds to a display given as a name such as `:0.0` or given as a port/device pair (server/screen). See [Interoperability with OpenGL displays](#).

**Taskset command-line tool** The taskset command-line tool is widely used for binding processes. It manipulates CPU set strings in a format that is slightly different from hwloc's one (it does not divide the string in fixed-size subsets and separates them with commas). To ease interoperability, hwloc offers routines to convert hwloc CPU sets from/to taskset-specific string format. See for instance [hwloc\\_bitmap\\_taskset\\_snprintf\(\)](#) in [The bitmap API](#).

Most hwloc command-line tools also support the option `--cpuset-output-format taskset` to manipulate taskset-specific strings.

# Chapter 16

## Thread Safety

Like most libraries that mainly fill data structures, hwloc is not thread safe but rather reentrant: all state is held in a `hwloc_topology_t` instance without mutex protection. That means, for example, that two threads can safely operate on and modify two different `hwloc_topology_t` instances, but they should not simultaneously invoke functions that modify the *same* instance. Similarly, one thread should not modify a `hwloc_topology_t` instance while another thread is reading or traversing it. However, two threads can safely read or traverse the same `hwloc_topology_t` instance concurrently. When running in multiprocessor environments, be aware that proper thread synchronization and/or memory coherency protection is needed to pass hwloc data (such as `hwloc_topology_t` pointers) from one processor to another (e.g., a mutex, semaphore, or a memory barrier). Note that this is not a hwloc-specific requirement, but it is worth mentioning. For reference, `hwloc_topology_t` modification operations include (but may not be limited to):

**Creation and destruction** `hwloc_topology_init()`, `hwloc_topology_load()`, `hwloc_topology_destroy()` (see [Topology Creation and Destruction](#)) imply major modifications of the structure, including freeing some objects. No other thread cannot access the topology or any of its objects at the same time.

Also references to objects inside the topology are not valid anymore after these functions return.

**Runtime topology modifications** `hwloc_topology_insert_misc_object()`, `hwloc_topology_alloc_group_object()` and `hwloc_topology_insert_group_object()` (see [Modifying a loaded Topology](#)) may modify the topology significantly by adding objects inside the tree, changing the topology depth, etc.

`hwloc_distances_add_commit()` and `hwloc_distances_remove()` (see [Add distances between objects](#)) modify the list of distance structures in the topology, and the former may even insert new Group objects.

`hwloc_memattr_register()` and `hwloc_memattr_set_value()` (see [Managing memory attributes](#)) modify the memory attributes of the topology.

`hwloc_topology_restrict()` modifies the topology even more dramatically by removing some objects.

`hwloc_topology_refresh()` updates some internal cached structures. (see below).

Although references to former objects *may* still be valid after insertion or restriction, it is strongly advised to not rely on any such guarantee and always re-consult the topology to reacquire new instances of objects.

**Consulting distances** `hwloc_distances_get()` and its variants are thread-safe except if the topology was recently modified (because distances may involve objects that were removed).

Whenever the topology is modified (see above), `hwloc_topology_refresh()` should be called in the same thread-safe context to force the refresh of internal distances structures. A call to `hwloc_distances_get()` may also refresh distances-related structures.

Once this refresh has been performed, multiple `hwloc_distances_get()` may then be performed concurrently by multiple threads.

**Consulting memory attributes** Functions consulting memory attributes in `hwloc/memattrs.h` are thread-safe except if the topology was recently modified (because memory attributes may involve objects that were removed).

Whenever the topology is modified (see above), `hwloc_topology_refresh()` should be called in the same thread-safe context to force the refresh of internal memory attribute structures. A call to `hwloc_memattr_get_value()` or `hwloc_memattr_get_targets()` may also refresh internal structures for a given memory attribute.

Once this refresh has been performed, multiple functions consulting memory attributes may then be performed concurrently by multiple threads.

**Locating topologies** `hwloc_topology_set_*` (see [Topology Detection Configuration and Query](#)) do not modify the topology directly, but they do modify internal structures describing the behavior of the upcoming invocation of `hwloc_topology_load()`. Hence, all of these functions should not be used concurrently.

# Chapter 17

## Components and plugins

hwloc is organized in **components** that are responsible for discovering objects. Depending on the topology configuration, some components will be used (once enabled, they create a **backend**), some will be ignored.

The usual default is to enable the native operating system component, (e.g. `linux` or `solaris`) and the `pci` one. If available, an architecture-specific component (such as `x86`) may also improve the topology detection. Finally, some hardware-specific components (such as `cuda` or `rsmi`) may add information about GPUs, accelerators, etc.

If a XML topology is loaded, the `xml` discovery component will be used instead of all other components.

### 17.1 Components enabled by default

The hwloc core contains a list of components sorted by priority. Each one is enabled as long as it does not conflict with the previously enabled ones. This includes native operating system components, architecture-specific ones, and if available, I/O components such as `pci`.

Usually the native operating system component (when it exists, e.g. `linux` or `aix`) is enabled first. Then hwloc looks for an architecture specific component (e.g. `x86`). Finally there also exist a basic component (`no_os`) that just tries to discover the number of PUs in the system.

Each component discovers as much topology information as possible. Most of them, including most native OS components, do nothing unless the topology is still empty. Some others, such as `x86` and `pci`, can complete and annotate what other backends found earlier. Discovery is performed by phases: CPUs are first discovered, then memory is attached, then PCI, etc.

Default priorities ensure that clever components are invoked first. Native operating system components have higher priorities, and are therefore invoked first, because they likely offer very detailed topology information. If needed, it will be later extended by architecture-specific information (e.g. from the `x86` component).

If any configuration function such as `hwloc_topology_set_xml()` is used before loading the topology, the corresponding component is enabled first. Then, as usual, hwloc enables any other component (based on priorities) that does not conflict.

Certain components that manage a virtual topology, for instance XML topology import or synthetic topology description, conflict with all other components. Therefore, they may only be loaded (e.g. with `hwloc_topology_set_xml()`) if no other component is enabled.

The environment variable `HWLOC_COMPONENTS_VERBOSE` may be set to get verbose messages about available components (including their priority) and enabling as backends.

### 17.2 Selecting which components to use

If no topology configuration functions such as `hwloc_topology_set_synthetic()` have been called, components may be selected with environment variables such as `HWLOC_XMLFILE`, `HWLOC_SYNTHETIC`, `HWLOC_FSROOT`, or `HWLOC_CPUID_PATH` (see [Environment Variables](#)).

Finally, the environment variable `HWLOC_COMPONENTS` resets the list of selected components. If the variable is set and empty (or set to a single comma separating nothing, since some operating systems do not accept empty variables),

the normal component priority order is used.

If the variable is set to `x86` in this variable will cause the `x86` component to take precedence over any other component, including the native operating system component. It is therefore loaded first, before `hwloc` tries to load all remaining non-conflicting components. In this case, `x86` would take care of discovering everything it supports, instead of only completing what the native OS information. This may be useful if the native component is buggy on some platforms.

It is possible to prevent some components from being loaded by prefixing their name with `-` in the list. For instance `x86, -pci` will load the `x86` component, then let `hwloc` load all the usual components except `pci`. A single component phase may also be blacklisted, for instance with `-linux:io`.

It is possible to prevent all remaining components from being loaded by placing `stop` in the environment variable. Only the components listed before this keyword will be enabled.

`hwloc_topology_set_components()` may also be used inside the program to prevent the loading of a specific component (or phases) for the target topology.

## 17.3 Loading components from plugins

Components may optionally be built as **plugins** so that the `hwloc` core library does not directly depend on their dependencies (for instance the `libpciaccess` library). Plugin support may be enabled with the `--enable-plugins` configure option. All components buildable as plugins will then be built as plugins. The configure option may be given a comma-separated list of component names to specify the exact list of components to build as plugins.

Plugins are built as independent dynamic libraries that are installed in `$libdir/hwloc`. All plugins found in this directory are loaded during `topology_init()` (unless blacklisted in `HWLOC_PLUGINS_BLACKLIST`, see [Environment Variables](#)). A specific list of directories (colon-separated) to scan may be specified in the `HWLOC_PLUGINS_PATH` environment variable.

Note that loading a plugin just means that the corresponding component is registered to the `hwloc` core. Components are then only enabled (as a **backend**) if the topology configuration requests it, as explained in the previous sections.

Also note that plugins should carefully be enabled and used when embedding `hwloc` in another project, see [Embedding hwloc in Other Software](#) for details.

## 17.4 Existing components and plugins

All components distributed within `hwloc` are listed below. The list of actually available components may be listed at running with the `HWLOC_COMPONENTS_VERBOSE` environment variable (see [Environment Variables](#)).

**linux** The official component for discovering CPU, memory and I/O devices on Linux. It discovers PCI devices without the help of external libraries such as `libpciaccess`, but requires the `pci` component for adding vendor/device names to PCI objects. It also discovers many kinds of Linux-specific OS devices.

**aix, darwin, freebsd, hpux, netbsd, solaris, windows** Each officially supported operating system has its own native component, which is statically built when supported, and which is used by default.

**x86** The x86 architecture (either 32 or 64 bits) has its own component that may complete or replace the previously-found CPU information. It is statically built when supported.

**bgq** This component is specific to IBM BlueGene/Q compute node (running CNK). It is built and enabled by default when `--host=powerpc64-bgq-linux` is passed to configure (see [How do I build hwloc for BlueGene/Q?](#)).

**no\_os** A basic component that just tries to detect the number of processing units in the system. It mostly serves on operating systems that are not natively supported. It is always statically built.

**pci** PCI object discovery uses the external `libpciaccess` library; see [I/O Devices](#). It may also annotate existing PCI devices with vendor and device names. **It may be built as a plugin.**

**openc1** The OpenCL component creates co-processor OS device objects such as `openc10d0` (first device of the first OpenCL platform) or `openc11d3` (fourth device of the second platform). Only the AMD and NVIDIA OpenCL implementations currently offer locality information. **It may be built as a plugin.**



**rsmi** This component creates GPU OS device objects such as *rsmi0* for describing AMD GPUs. **It may be built as a plugin.**

**levelzero** This component creates co-processor OS device objects such as *ze0* for describing oneAPI Level Zero devices. It may also create sub-OS-devices such as *ze0.0* inside those devices. **It may be built as a plugin.**

**cuda** This component creates co-processor OS device objects such as *cuda0* that correspond to NVIDIA GPUs used with CUDA library. **It may be built as a plugin.**

**nvml** Probing the NVIDIA Management Library creates OS device objects such as *nvml0* that are useful for batch schedulers. It also detects the actual PCIe link bandwidth without depending on power management state and without requiring administrator privileges. **It may be built as a plugin.**

**gl** Probing the NV-CONTROL X extension (NVCtrl library) creates OS device objects such as *:0.0* corresponding to NVIDIA displays. They are useful for graphical applications that need to place computation and/or data near a rendering GPU. **It may be built as a plugin.**

**synthetic** Synthetic topology support (see [Synthetic topologies](#)) is always built statically.

**xml** XML topology import (see [Importing and exporting topologies from/to XML files](#)) is always built statically. It internally uses a specific class of components for the actual XML import/export routines (see [libxml2](#) and [minimalistic XML backends](#) for details).

- **xml\_nolibxml** is a basic and hwloc-specific XML import/export. It is always statically built.
- **xml\_libxml** relies on the external libxml2 library for providing a feature-complete XML import/export. **It may be built as a plugin.**

**fake** A dummy plugin that does nothing but is used for debugging plugin support.



## Chapter 18

# Embedding hwloc in Other Software

It can be desirable to include hwloc in a larger software package (be sure to check out the LICENSE file) so that users don't have to separately download and install it before installing your software. This can be advantageous to ensure that your software uses a known-tested/good version of hwloc, or for use on systems that do not have hwloc pre-installed. When used in "embedded" mode, hwloc will:

- not install any header files
- not build any documentation files
- not build or install any executables or tests
- not build `libhwloc.*` – instead, it will build `libhwloc_embedded.*`

There are two ways to put hwloc into "embedded" mode. The first is directly from the configure command line:

```
shell$ ./configure --enable-embedded-mode ...
```

The second requires that your software project uses the GNU Autoconf / Automake / Libtool tool chain to build your software. If you do this, you can directly integrate hwloc's m4 configure macro into your configure script. You can then invoke hwloc's configuration tests and build setup by calling a m4 macro (see below).

Although hwloc dynamic shared object plugins may be used in embedded mode, the embedder project will have to manually setup dlopen or libltdl in its build system so that hwloc can load its plugins at run time. Also, embedders should be aware of complications that can arise due to public and private linker namespaces (e.g., if the embedder project is loaded into a private namespace and then hwloc tries to dynamically load its plugins, such loading may fail since the hwloc plugins can't find the hwloc symbols they need). The embedder project is **strongly** advised not to use hwloc's dynamically loading plugins / dlopen / libltdl capability.

### 18.1 Using hwloc's M4 Embedding Capabilities

Every project is different, and there are many different ways of integrating hwloc into yours. What follows is *one* example of how to do it.

If your project uses recent versions Autoconf, Automake, and Libtool to build, you can use hwloc's embedded m4 capabilities. We have tested the embedded m4 with projects that use Autoconf 2.65, Automake 1.11.1, and Libtool 2.2.6b. Slightly earlier versions of may also work but are untested. Autoconf versions prior to 2.65 are almost certain to not work.

You can either copy all the config/hwloc\*m4 files from the hwloc source tree to the directory where your project's m4 files reside, or you can tell aclocal to find more m4 files in the embedded hwloc's "config" subdirectory (e.g., add "`-Ipath/to/embedded/hwloc/config`" to your Makefile.am's `ACLOCAL_AMFLAGS`).

The following macros can then be used from your configure script (only `HWLOC_SETUP_CORE` *must* be invoked if using the m4 macros):

- `HWLOC_SETUP_CORE`(`config-dir-prefix`, `action-upon-success`, `action-upon-failure`, `print_banner_or_not`): Invoke the hwloc configuration tests and setup the hwloc tree to build. The first argument is the prefix to use for `AC_OUTPUT` files – it's where the hwloc tree is located relative to `$top_srcdir`. Hence, if your embedded hwloc is located in the source tree at `contrib/hwloc`, you should pass `[contrib/hwloc]` as the first argument. If `HWLOC_SETUP_CORE` and the rest of `configure` completes successfully, then "make" traversals of the hwloc tree with standard Automake targets (all, clean, install, etc.) should behave as expected. For example, it is safe to list the hwloc directory in the `SUBDIRS` of a higher-level `Makefile.am`. The last argument, if not empty, will cause the macro to display an announcement banner that it is starting the hwloc core configuration tests.

`HWLOC_SETUP_CORE` will set the following environment variables and `AC_SUBST` them: `HWLOC_`↵  
`EMBEDDED_CFLAGS`, `HWLOC_EMBEDDED_CPPFLAGS`, and `HWLOC_EMBEDDED_LIBS`. These flags are filled with the values discovered in the hwloc-specific m4 tests, and can be used in your build process as relevant. The `_CFLAGS`, `_CPPFLAGS`, and `_LIBS` variables are necessary to build `libhwloc` (or `libhwloc_embedded`) itself.

`HWLOC_SETUP_CORE` also sets `HWLOC_EMBEDDED_LDADD` environment variable (and `AC_SUBST`s it) to contain the location of the `libhwloc_embedded.la` convenience Libtool archive. It can be used in your build process to link an application or other library against the embedded hwloc library.

**NOTE:** If the `HWLOC_SET_SYMBOL_PREFIX` macro is used, it must be invoked *before* `HWLOC_SETUP_`↵  
`_CORE`.

- `HWLOC_BUILD_STANDALONE`: `HWLOC_SETUP_CORE` defaults to building hwloc in an "embedded" mode (described above). If `HWLOC_BUILD_STANDALONE` is invoked *\*before\** `HWLOC_SETUP_CORE`, the embedded definitions will not apply (e.g., `libhwloc.la` will be built, not `libhwloc_embedded.la`).
- `HWLOC_SET_SYMBOL_PREFIX(foo_)`: Tells the hwloc to prefix all of hwloc's types and public symbols with "foo\_"; meaning that function `hwloc_init()` becomes `foo_hwloc_init()`. Enum values are prefixed with an upper-case translation if the prefix supplied; `HWLOC_OBJ_CORE` becomes `FOO_hwloc_OBJ_CORE`. This is recommended behavior if you are including hwloc in middleware – it is possible that your software will be combined with other software that links to another copy of hwloc. If both uses of hwloc utilize different symbol prefixes, there will be no type/symbol clashes, and everything will compile, link, and run successfully. If you both embed hwloc without changing the symbol prefix and also link against an external hwloc, you may get multiple symbol definitions when linking your final library or application.
- `HWLOC_SETUP_DOCS`, `HWLOC_SETUP_UTILS`, `HWLOC_SETUP_TESTS`: These three macros only apply when hwloc is built in "standalone" mode (i.e., they should NOT be invoked unless `HWLOC_BUILD_`↵  
`STANDALONE` has already been invoked).
- `HWLOC_DO_AM_CONDITIONALS`: If you embed hwloc in a larger project and build it conditionally with Automake (e.g., if `HWLOC_SETUP_CORE` is invoked conditionally), you must unconditionally invoke `HWLOC_`↵  
`DO_AM_CONDITIONALS` to avoid warnings from Automake (for the cases where hwloc is not selected to be built). This macro is necessary because hwloc uses some `AM_CONDITIONALS` to build itself, and `AM_CONDITIONALS` cannot be defined conditionally. Note that it is safe (but unnecessary) to call `HWLOC_DO_AM_CONDITIONALS` even if `HWLOC_SETUP_CORE` is invoked unconditionally. If you are not using Automake to build hwloc, this macro is unnecessary (and will actually cause errors because it invoked `AM_*` macros that will be undefined).

**NOTE:** When using the `HWLOC_SETUP_CORE` m4 macro, it may be necessary to explicitly invoke `AC_CANONICAL_`↵  
`_TARGET` (which requires `config.sub` and `config.guess`) and/or `AC_USE_SYSTEM_EXTENSIONS` macros early in the `configure` script (e.g., after `AC_INIT` but before `AM_INIT_AUTOMAKE`). See the Autoconf documentation for further information.

Also note that hwloc's top-level `configure.ac` script uses exactly the macros described above to build hwloc in a standalone mode (by default). You may want to examine it for one example of how these macros are used.

## 18.2 Example Embedding hwloc

Here's an example of integrating with a larger project named `sandbox` that already uses Autoconf, Automake, and Libtool to build itself:

```
# First, cd into the sandbox project source tree
shell$ cd sandbox
shell$ cp -r /somewhere/else/hwloc-<version> my-embedded-hwloc
shell$ edit Makefile.am
1. Add "-Imy-embedded-hwloc/config" to ACLOCAL_AMFLAGS
2. Add "my-embedded-hwloc" to SUBDIRS
3. Add "$(HWLOC_EMBEDDED_LDADD)" and "$(HWLOC_EMBEDDED_LIBS)" to
   sandbox's executable's LDADD line. The former is the name of the
   Libtool convenience library that hwloc will generate. The latter
   is any dependent support libraries that may be needed by
   $(HWLOC_EMBEDDED_LDADD).
4. Add "$(HWLOC_EMBEDDED_CFLAGS)" to AM_CFLAGS
5. Add "$(HWLOC_EMBEDDED_CPPFLAGS)" to AM_CPPFLAGS
shell$ edit configure.ac
1. Add "HWLOC_SET_SYMBOL_PREFIX(sandbox_hwloc_)" line
2. Add "HWLOC_SETUP_CORE([my-embedded-hwloc], [happy=yes], [happy=no])" line
3. Add error checking for happy=no case
shell$ edit sandbox.c
1. Add #include <hwloc.h>
2. Add calls to sandbox_hwloc_init() and other hwloc API functions
```

Now you can bootstrap, configure, build, and run the sandbox as normal – all calls to "sandbox\_hwloc\_\*" will use the embedded hwloc rather than any system-provided copy of hwloc.



# Chapter 19

## Frequently Asked Questions (FAQ)

### 19.1 Concepts

#### 19.1.1 I only need binding, or the number of cores, why should I use hwloc ?

hwloc is its portable API that works on a variety of operating systems. It supports binding of threads, processes and memory buffers (see [CPU binding](#) and [Memory binding](#)). Even if some features are not supported on some systems, using hwloc is much easier than reimplementing your own portability layer.

Moreover, hwloc provides knowledge of cores and hardware threads. It offers easy ways to bind tasks to individual hardware threads, or to entire multithreaded cores, etc. See [How may I ignore symmetric multithreading, hyper-threading, etc. in hwloc?](#). Most alternative software for binding do not even know whether each core is single-threaded, multithreaded or hyper-threaded. They would bind to individual threads without any way to know whether multiple tasks are in the same physical core.

However, using hwloc comes with an overhead since a topology must be loaded before gathering information and binding tasks or memory. Fortunately this overhead may be significantly reduced by filtering non-interesting information out of the topology, see [What may I disable to make hwloc faster?](#) below.

#### 19.1.2 What may I disable to make hwloc faster?

Building a hwloc topology on a large machine may be slow because the discovery of hundreds of hardware cores or threads takes time (especially when reading thousands of sysfs files on Linux). Ignoring some objects (for instance caches) that aren't useful to the current application may improve this overhead. One should also consider using XML (see [I do not want hwloc to rediscover my enormous machine topology every time I rerun a process](#)) to work around such issues.

Contrary to lstopo which enables most features (see [Why is lstopo slow?](#)), the default hwloc configuration is to keep all objects enabled except I/Os and instruction caches. This usually builds a very precise view of the CPU and memory subsystems, which may be reduced if some information is unneeded.

The following code tells hwloc to build a much smaller topology that only contains Cores (explicitly filtered-in below), hardware threads (PUs, cannot be filtered-out), NUMA nodes (cannot be filtered-out), and the root object (usually a Machine; the root cannot be removed without breaking the tree):

```
hwloc_topology_t topology;
hwloc_topology_init(&topology);
/* filter everything out */
hwloc_topology_set_all_types_filter(topology, HWLOC_TYPE_FILTER_KEEP_NONE);
/* filter Cores back in */
hwloc_topology_set_type_filter(topology, HWLOC_OBJ_CORE, HWLOC_TYPE_FILTER_KEEP_ALL);
hwloc_topology_load(topology);
```

However, one should remember that filtering such objects out removes locality information from the hwloc tree. For instance, we may not know anymore which PU is close to which NUMA node. This would be useful to applications that explicitly want to place specific memory buffers close to specific tasks. To ignore useless objects but keep

those that bring locality/hierarchy information, applications may replace `HWLOC_TYPE_FILTER_KEEP_NONE` with `HWLOC_TYPE_FILTER_KEEP_STRUCTURE` above.

Starting with hwloc 2.8, it is also possible to ignore distances between objects, memory performance attributes, and kinds of CPU cores, by setting topology flags before load:

```
[...]
/* disable distances, memory attributes and CPU kinds */
hwloc_topology_set_flags(topology, HWLOC_TOPOLOGY_FLAG_NO_DISTANCES
                                | HWLOC_TOPOLOGY_FLAG_NO_MEMATTRS
                                | HWLOC_TOPOLOGY_FLAG_NO_CPUKINDS);
[...]
hwloc_topology_load(topology);
```

Finally it is possible to prevent some hwloc components from being loaded and queried. If you are sure that the Linux (or x86) component is enough to discover everything you need, you may ask hwloc to disable all other components by setting something like `HWLOC_COMPONENTS=linux,stop` in the environment. See [Components and plugins](#) for details.

### 19.1.3 Should I use logical or physical/OS indexes? and how?

One of the original reasons why hwloc was created is that **physical/OS indexes** (`obj->os_index`) are often crazy and unpredictable: processors numbers are usually non-contiguous (processors 0 and 1 are not physically close), they vary from one machine to another, and may even change after a BIOS or system update. These numbers make task placement hardly portable. Moreover some objects have no physical/OS numbers (caches), and some objects have non-unique numbers (core numbers are only unique within a socket). Physical/OS indexes are only guaranteed to exist and be unique for PU and NUMA nodes.

hwloc therefore introduces **logical indexes** (`obj->logical_index`) which are portable, contiguous and logically ordered (based on the resource organization in the locality tree). In general, one should only use logical indexes and just let hwloc do the internal conversion when really needed (when talking to the OS and hardware).

hwloc developers recommends that users do not use physical/OS indexes unless they really know what they are doing. The main reason for still using physical/OS indexes is when interacting with non-hwloc tools such as `numactl` or `taskset`, or when reading hardware information from raw sources such as `/proc/cpuinfo`.

Istopo options `-l` and `-p` may be used to switch between logical indexes (prefixed with `L#`) and physical/OS indexes (`P#`). Converting one into the other may also be achieved with `hwloc-calc` which may manipulate either logical or physical indexes as input or output. See also [hwloc-calc](#).

```
# Convert PU with physical number 3 into logical number
$ hwloc-calc -I pu --physical-input --logical-output pu:3
5

# Convert a set of NUMA nodes from logical to physical
# (beware that the output order may not match the input order)
$ hwloc-calc -I numa --logical-input --physical-output numa:2-3 numa:7
0,2,5
```

### 19.1.4 hwloc is only a structural model, it ignores performance models, memory bandwidth, etc.?

hwloc is indeed designed to provide applications with a structural model of the platform. This is an orthogonal approach to describing the machine with performance models, for instance using memory bandwidth or latencies measured by benchmarks. We believe that both approaches are important for helping application make the most of the hardware.

For instance, on a dual-processor host with four cores each, hwloc clearly shows which four cores are together. Latencies between all pairs of cores of the same processor are likely identical, and also likely lower than the latency between cores of different processors. However, the structural model cannot guarantee such implementation details. On the other side, performance models would reveal such details without always clearly identifying which cores are in the same processor.



The focus of hwloc is mainly of the structural modeling side. However, hwloc lets user adds performance information to the topology through distances (see [Distances](#)), memory attributes (see [Memory Attributes](#)) or even custom annotations (see [How do I annotate the topology with private notes?](#)). hwloc may also use such distance information for grouping objects together (see [hwloc only has a one-dimensional view of the architecture, it ignores distances?](#) and [What are these Group objects in my topology?](#)).

### 19.1.5 hwloc only has a one-dimensional view of the architecture, it ignores distances?

hwloc places all objects in a tree. Each level is a one-dimensional view of a set of similar objects. All children of the same object (siblings) are assumed to be equally interconnected (same distance between any of them), while the distance between children of different objects (cousins) is supposed to be larger.

Modern machines exhibit complex hardware interconnects, so this tree may miss some information about the actual physical distances between objects. The hwloc topology may therefore be annotated with distance information that may be used to build a more realistic representation (multi-dimensional) of each level. For instance, there can be a distance matrix that representing the latencies between any pair of NUMA nodes if the BIOS and/or operating system reports them.

For more information about the hwloc distances, see [Distances](#).

### 19.1.6 What are these Group objects in my topology?

hwloc comes with a set of predefined object types (Core, Package, NUMA node, Caches) that match the vast majority of hardware platforms. The `HWLOC_OBJ_GROUP` type was designed for cases where this set is not sufficient. Groups may be used anywhere to add more structure information to the topology, for instance to show that 2 out of 4 NUMA nodes are actually closer than the others. When applicable, the `subtype` field describes why a Group was actually added (see also [Normal attributes](#)).

hwloc currently uses Groups for the following reasons:

- NUMA parents when memory locality does not match any existing object.
- I/O parents when I/O locality does not match any existing object.
- Distance-based groups made of close objects.
- AMD Core Complex (CCX) (`subtype` is `Complex`, in the x86 backend), but these objects are usually merged with the L3 caches or Dies.
- AMD Bulldozer dual-core compute units (`subtype` is `ComputeUnit`, in the x86 backend), but these objects are usually merged with the L2 caches.
- Intel Extended Topology Enumeration levels such as Module and Tile (in the x86 and Windows backends).
- Windows processor groups when `HWLOC_WINDOWS_PROCESSOR_GROUP_OBJS=1` is set in the environment (except if they contain exactly a single NUMA node, or a single Package, etc.).
- IBM S/390 "Books" on Linux (`subtype` is `Book`).
- Linux Clusters of CPUs (`subtype` is `Cluster`), for instance for ARM cores sharing of some internal cache or bus, or x86 cores sharing a L2 cache (since Linux kernel 5.16). `HWLOC_DONT_MERGE_CLUSTER_GROUPS=1` may be set in the environment to disable the automerging of these groups with identical caches, etc.
- AIX unknown hierarchy levels.

hwloc Groups are only kept if no other object has the same locality information. It means that a Group containing a single child is merged into that child. And a Group is merged into its parent if it is its only child. For instance a Windows processor group containing a single NUMA node would be merged with that NUMA node since it already contains the relevant hierarchy information.

When inserting a custom Group with `hwloc_topology_insert_group_object()`, this merging may be disabled by setting its `dont_merge` attribute.

### 19.1.7 What happens if my topology is asymmetric?

hwloc supports asymmetric topologies even if most platforms are usually symmetric. For example, there could be different types of processors in a single machine, each with different numbers of cores, symmetric multithreading, or levels of caches.

In practice, asymmetric topologies are rare but occur for at least two reasons:

- Intermediate groups may be added for I/O affinity: on a 4-package machine, an I/O bus may be connected to 2 packages. These packages are below an additional Group object, while the other packages are not (see also [What are these Group objects in my topology?](#)).
- If only part of a node is available to the current process, for instance because the resource manager uses Linux Cgroups to restrict process resources, some cores (or NUMA nodes) will disappear from the topology (unless flag `HWLOC_TOPOLOGY_FLAG_INCLUDE_DISALLOWED` was passed). On a 32-core machine where 12 cores were allocated to the process, this may lead to one CPU package with 8 cores, another one with only 4 cores, and two missing packages.

To understand how hwloc manages such cases, one should first remember the meaning of levels and cousin objects. All objects of the same type are gathered as horizontal levels with a given depth. They are also connected through the cousin pointers of the `hwloc_obj` structure. Object attribute (cache depth and type, group depth) are also taken in account when gathering objects as horizontal levels. To be clear: there will be one level for L1i caches, another level for L1d caches, another one for L2, etc.

If the topology is asymmetric (e.g., if a group is missing above some processors), a given horizontal level will still exist if there exist any objects of that type. However, some branches of the overall tree may not have an object located in that horizontal level. Note that this specific hole within one horizontal level does not imply anything for other levels. All objects of the same type are gathered in horizontal levels even if their parents or children have different depths and types.

See the diagram in [Terms and Definitions](#) for a graphical representation of such topologies.

Moreover, it is important to understand that a same parent object may have children of different types (and therefore, different depths). **These children are therefore siblings (because they have the same parent), but they are *not* cousins (because they do not belong to the same horizontal level).**

### 19.1.8 What happens to my topology if I disable symmetric multithreading, hyper-threading, etc. in the system?

hwloc creates one PU (processing unit) object per hardware thread. If your machine supports symmetric multithreading, for instance Hyper-Threading, each Core object may contain multiple PU objects:

```
$ lstopo -
...
Core L#0
  PU L#0 (P#0)
  PU L#1 (P#2)
Core L#1
  PU L#2 (P#1)
  PU L#3 (P#3)
```

x86 machines usually offer the ability to disable hyper-threading in the BIOS. Or it can be disabled on the Linux kernel command-line at boot time, or later by writing in sysfs virtual files.

If you do so, the hwloc topology structure does not significantly change, but some PU objects will not appear anymore. No level will disappear, you will see the same number of Core objects, but each of them will contain a single PU now. The PU level does not disappear either (remember that hwloc topologies always contain a PU level at the bottom of the topology) even if there is a single PU object per Core parent.

```
$ lstopo -
...
Core L#0
  PU L#0 (P#0)
Core L#1
  PU L#1 (P#1)
```

### 19.1.9 How may I ignore symmetric multithreading, hyper-threading, etc. in hwloc?

First, see [What happens to my topology if I disable symmetric multithreading, hyper-threading, etc. in the system?](#) for more information about multithreading.

If you need to ignore symmetric multithreading in software, you should likely manipulate hwloc Core objects directly:

```
/* get the number of cores */
unsigned nbcores = hwloc_get_nbobjs_by_type(topology, HWLOC_OBJ_CORE);
...
/* get the third core below the first package */
hwloc_obj_t package, core;
package = hwloc_get_obj_by_type(topology, HWLOC_OBJ_PACKAGE, 0);
core = hwloc_get_obj_inside_cpuset_by_type(topology, package->cpuset,
                                           HWLOC_OBJ_CORE, 2);
```

Whenever you want to bind a process or thread to a core, make sure you singlify its cpuset first, so that the task is actually bound to a single thread within this core (to avoid useless migrations).

```
/* bind on the second core */
hwloc_obj_t core = hwloc_get_obj_by_type(topology, HWLOC_OBJ_CORE, 1);
hwloc_cpuset_t set = hwloc_bitmap_dup(core->cpuset);
hwloc_bitmap_singlify(set);
hwloc_set_cpubind(topology, set, 0);
hwloc_bitmap_free(set);
```

With hwloc-calc or hwloc-bind command-line tools, you may specify that you only want a single-thread within each core by asking for their first PU object:

```
$ hwloc-calc core:4-7
0x0000ff00
$ hwloc-calc core:4-7.pu:0
0x00005500
```

When binding a process on the command-line, you may either specify the exact thread that you want to use, or ask hwloc-bind to singlify the cpuset before binding

```
$ hwloc-bind core:3.pu:0 -- echo "hello from first thread on core #3"
hello from first thread on core #3
...
$ hwloc-bind core:3 --single -- echo "hello from a single thread on core #3"
hello from a single thread on core #3
```

## 19.2 Advanced

### 19.2.1 I do not want hwloc to rediscover my enormous machine topology every time I rerun a process

Although the topology discovery is not expensive on common machines, its overhead may become significant when multiple processes repeat the discovery on large machines (for instance when starting one process per core in a parallel application). The machine topology usually does not vary much, except if some cores are stopped/restarted or if the administrator restrictions are modified. Thus rediscovering the whole topology again and again may look useless.

For this purpose, hwloc offers XML import/export and shared memory features.

XML lets you save the discovered topology to a file (for instance with the `lstopo` program) and reload it later by setting the `HWLOC_XMLFILE` environment variable. The `HWLOC_THISSYSTEM` environment variable should also be set to 1 to assert that loaded file is really the underlying system.

Loading a XML topology is usually much faster than querying multiple files or calling multiple functions of the operating system. It is also possible to manipulate such XML files with the C programming interface, and the import/export may also be directed to memory buffer (that may for instance be transmitted between applications through a package). See also [Importing and exporting topologies from/to XML files](#).

**Note**

The environment variable `HWLOC_THISSYSTEM_ALLOWED_RESOURCES` may be used to load a XML topology that contains the entire machine and restrict it to the part that is actually available to the current process (e.g. when Linux Cgroup/Cpuset are used to restrict the set of resources). See [Environment Variables](#).

Shared-memory topologies consist in one process exposing its topology in a shared-memory buffer so that other processes (running on the same machine) may use it directly. This has the advantage of reducing the memory footprint since a single topology is stored in physical memory for multiple processes. However, it requires all processes to map this shared-memory buffer at the same virtual address, which may be difficult in some cases. This API is described in [Sharing topologies between processes](#).

**19.2.2 How many topologies may I use in my program?**

hwloc lets you manipulate multiple topologies at the same time. However, these topologies consume memory and system resources (for instance file descriptors) until they are destroyed. It is therefore discouraged to open the same topology multiple times.

Sharing a single topology between threads is easy (see [Thread Safety](#)) since the vast majority of accesses are read-only.

If multiple topologies of different (but similar) nodes are needed in your program, have a look at [How to avoid memory waste when manipulating multiple topologies](#).

**19.2.3 How to avoid memory waste when manipulating multiple similar topologies?**

hwloc does not share information between topologies. If multiple similar topologies are loaded in memory, for instance the topologies of different identical nodes of a cluster, lots of information will be duplicated.

[hwloc/diff.h](#) (see also [Topology differences](#)) offers the ability to compute topology differences, apply or unapply them, or export/import to/from XML. However, this feature is limited to basic differences such as attribute changes. It does not support complex modifications such as adding or removing some objects.

**19.2.4 How do I annotate the topology with private notes?**

Each hwloc object contains a `userdata` field that may be used by applications to store private pointers. This field is only valid during the lifetime of these container object and topology. It becomes invalid as soon the topology is destroyed, or as soon as the object disappears, for instance when restricting the topology. The `userdata` field is not exported/imported to/from XML by default since hwloc does not know what it contains. This behavior may be changed by specifying application-specific callbacks with [hwloc\\_topology\\_set\\_userdata\\_export\\_callback\(\)](#) and [hwloc\\_topology\\_set\\_userdata\\_import\\_callback\(\)](#).

Each object may also contain some *info* attributes (name and value strings) that are setup by hwloc during discovery and that may be extended by the user with [hwloc\\_obj\\_add\\_info\(\)](#) (see also [Object attributes](#)). Contrary to the `userdata` field which is unique, multiple *info* attributes may exist for each object, even with the same name. These attributes are always exported to XML. However, only character strings may be used as names and values.

It is also possible to insert Misc objects with a custom name anywhere as a leaf of the topology (see [Miscellaneous objects](#)). And Misc objects may have their own `userdata` and *info* attributes just like any other object.

The hwloc-annotate command-line tool may be used for adding Misc objects and *info* attributes.

There is also a topology-specific `userdata` pointer that can be used to recognize different topologies by storing a custom pointer. It may be manipulated with [hwloc\\_topology\\_set\\_userdata\(\)](#) and [hwloc\\_topology\\_get\\_userdata\(\)](#).

**19.2.5 How do I create a custom heterogeneous and asymmetric topology?**

Synthetic topologies (see [Synthetic topologies](#)) allow to create custom topologies but they are always symmetric: same numbers of cores in each package, same local NUMA nodes, same shared cache, etc. To create an asymmetric topology, for instance to simulate hybrid CPUs, one may want to start from a larger symmetric topology and restrict it.

Assuming we want two packages, one with 4 dual-threaded cores, and one with 8 single-threaded cores, first we create a topology with two identical packages, each with 8 dual-threaded cores:

```
$ lstopo -i "pack:2 core:8 pu:2" topo.xml
```

Then create the bitmask representing the PUs that we wish to keep and pass it to lstopo's restrict option:

```
$ hwloc-calc -i topo.xml pack:0.core:0-3.pu:0-1 pack:1.core:0-7.pu:0
0x555500ff
$ lstopo -i topo.xml --restrict 0x555500ff topo2.xml
$ mv -f topo2.xml topo.xml
```

To mark the cores of first package as Big (power hungry) and those of second package as Little (energy efficient), define CPU kinds:

```
$ hwloc-annotate topo.xml topo.xml -- none -- cpukind $(hwloc-calc -i topo.xml pack:0) 1 0 CoreType Big
$ hwloc-annotate topo.xml topo.xml -- none -- cpukind $(hwloc-calc -i topo.xml pack:1) 0 0 CoreType Little
```

A similar method may be used for heterogeneous memory. First we specify 2 NUMA nodes per package in our synthetic description:

```
$ lstopo -i "pack:2 [numa(memory=100GB)] [numa(memory=10GB)] core:8 pu:2" topo.xml
```

Then remove the second node of first package:

```
$ hwloc-calc -i topo.xml --nodeset node:all ~pack:0.node:1
0x0000000e
$ lstopo -i topo.xml --restrict nodeset=0xe topo2.xml
$ mv -f topo2.xml topo.xml
```

Then make one large node even bigger:

```
$ hwloc-annotate topo.xml topo.xml -- pack:0.numa:0 -- size 200GB
```

Now we have 200GB in first package, and 100GB+10GB in second package.

Next we may specify that the small NUMA node (second of second package) is HBM while the large ones are DRAM:

```
$ hwloc-annotate topo.xml topo.xml -- pack:0.numa:0 pack:1.numa:0 -- subtype DRAM
$ hwloc-annotate topo.xml topo.xml -- pack:1.numa:1 -- subtype HBM
```

Finally we may define memory performance attributes to specify that the HBM bandwidth (200GB/s) from local cores is higher than the DRAM bandwidth (50GB/s):

```
$ hwloc-annotate topo.xml topo.xml -- pack:0.numa:0 -- memattr Bandwidth pack:0 50000
$ hwloc-annotate topo.xml topo.xml -- pack:1.numa:0 -- memattr Bandwidth pack:1 50000
$ hwloc-annotate topo.xml topo.xml -- pack:1.numa:1 -- memattr Bandwidth pack:1 200000
```

There is currently no way to create or modify I/O devices attached to such fake topologies. There is also no way to have some *partial levels*, e.g. a L3 cache in one package but not in the other.

More changes may obviously be performed by manually modifying the XML export file. Simple operations such as modifying object attributes (cache size, memory size, name-value info attributes, etc.), moving I/O subtrees, moving Misc objects, or removing objects are easy to perform.

However, modifying CPU and Memory objects requires care since cpusets and nodesets are supposed to remain consistent between parents and children. Similarly, PCI bus IDs should remain consistent between bridges and children within an I/O subtree.

## 19.3 Caveats

### 19.3.1 Why is Istopo slow?

Istopo enables most hwloc objects and discovery flags by default so that the output topology is as precise as possible (while hwloc disables many of them by default). This includes I/O device discovery through PCI libraries as well as external libraries such as NVML. To speed up Istopo, you may disable such features with command-line options such as `--no-io`.

When NVIDIA GPU probing is enabled (e.g. with CUDA or NVML), one may enable the *Persistent* mode (with `nvidia-smi -pm 1`) to avoid significant GPU wakeup and initialization overhead.

When AMD GPU discovery is enabled with OpenCL and hwloc is used remotely over ssh, some spurious round-trips on the network may significantly increase the discovery time. Forcing the `DISPLAY` environment variable to the remote X server display (usually `:0`) instead of only setting the `COMPUTE` variable may avoid this.

Also remember that these hwloc components may be disabled. At build-time, one may pass configure flags such as `--disable-opencl`, `--disable-cuda`, `--disable-nvml`, `--disable-rsmi`, and `--disable-levelzero`. At runtime, one may set the environment variable `HWLOC_COMPONENTS=-opencl,-cuda,-nvml,-rsmi,-levelzero` or call `hwloc_topology_set_components()`.

Remember that these backends are disabled by default, except in Istopo. If hwloc itself is still too slow even after disabling all the I/O devices as explained above, see also [What may I disable to make hwloc faster?](#) for disabling even more features.

### 19.3.2 Does hwloc require privileged access?

hwloc discovers the topology by querying the operating system. Some minor features may require privileged access to the operation system. For instance memory module discovery on Linux is reserved to root, and the entire PCI discovery on Solaris and BSDs requires access to some special files that are usually restricted to root (`/dev/pci*` or `/devices/pci*`). To workaround this limitation, it is recommended to export the topology as a XML file generated by the administrator (with the Istopo program) and make it available to all users (see [Importing and exporting topologies from/to XML files](#)). It will offer all discovery information to any application without requiring any privileged access anymore. Only the necessary hardware characteristics will be exported, no sensitive information will be disclosed through this XML export.

This XML-based model also has the advantage of speeding up the discovery because reading a XML topology is usually much faster than querying the operating system again.

The utility `hwloc-dump-hwdata` is also involved in gathering privileged information at boot time and making it available to non-privileged users (note that this may require a specific SELinux MLS policy module). However, it only applies to Intel Xeon Phi processors for now (see [Why do I need hwloc-dump-hwdata for memory on Intel Xeon Phi processor?](#)). See also `HWLOC_DUMPED_HWDATA_DIR` in [Environment Variables](#) for details about the location of dumped files.

### 19.3.3 What should I do when hwloc reports "operating system" warnings?

When the operating system reports invalid locality information (because of either software or hardware bugs), hwloc may fail to insert some objects in the topology because they cannot fit in the already built tree of resources. If so, hwloc will report a warning like the following. The object causing this error is ignored, the discovery continues but the resulting topology will miss some objects and may be asymmetric (see also [What happens if my topology is asymmetric?](#)).

```
*****
* hwloc received invalid information from the operating system.
*
* L3 (cpuset 0x000003f0) intersects with NUMANode (P#0 cpuset 0x0000003f) without inclusion!
* Error occurred in topology.c line 940
*
* Please report this error message to the hwloc user's mailing list,
* along with the files generated by the hwloc-gather-topology script.
*
* hwloc will now ignore this invalid topology information and continue.
*****
```

These errors are common on large AMD platforms because of BIOS and/or Linux kernel bugs causing invalid L3 cache information. In the above example, the hardware reports a L3 cache that is shared by 2 cores in the first NUMA node

and 4 cores in the second NUMA node. That's wrong, it should actually be shared by all 6 cores in a single NUMA node. The resulting topology will miss some L3 caches.

If your application does not care about cache sharing, or if you do not plan to request cache-aware binding in your process launcher, you may likely ignore this error (and hide it by setting `HWLOC_HIDE_ERRORS=1` in your environment). Some platforms report similar warnings about conflicting Packages and NUMANodes.

On x86 hosts, passing `HWLOC_COMPONENTS=x86` in the environment may workaround some of these issues by switching to a different way to discover the topology.

Upgrading the BIOS and/or the operating system may help. Otherwise, as explained in the message, reporting this issue to the hwloc developers (by sending the tarball that is generated by the `hwloc-gather-topology` script on this platform) is a good way to make sure that this is a software (operating system) or hardware bug (BIOS, etc).

See also [Questions and Bugs](#). Opening an issue on GitHub automatically displays hints on what information you should provide when reporting such bugs.

### 19.3.4 Why does Valgrind complain about hwloc memory leaks?

If you are debugging your application with Valgrind, you want to avoid memory leak reports that are caused by hwloc and not by your program.

hwloc itself is often checked with Valgrind to make sure it does not leak memory. However, some global variables in hwloc dependencies are never freed. For instance `libz` allocates its global state once at startup and never frees it so that it may be reused later. Some `libxml2` global state is also never freed because hwloc does not know whether it can safely ask `libxml2` to free it (the application may also be using `libxml2` outside of hwloc).

These unfreed variables cause leak reports in Valgrind. hwloc installs a Valgrind  *suppressions* file to hide them. You should pass the following command-line option to Valgrind to use it:

```
--suppressions=/path/to/hwloc-valgrind.supp
```

## 19.4 Platform-specific

### 19.4.1 How do I enable ROCm SMI and select which version to use?

hwloc enables ROCm SMI as soon as it finds its development headers and libraries on the system. This detection consists in looking in `/opt/rocm` by default. If a ROCm version was specified with `--with-rocm-version=4.↵4.0` or in the `ROCM_VERSION` environment variable, then `/opt/rocm-<version>` is used instead. Finally, a specific installation path may be specified with `--with-rocm=/path/to/rocm`.

As usual, developer header and library paths may also be set through environment variables such as `LIBRARY_PATH` and `C_INCLUDE_PATH`.

To find out whether ROCm SMI was detected and enabled, look in *Probe / display I/O devices* at the end of the configure script output. Passing `--enable-rsmi` will also cause configure to fail if RSMI could not be found and enabled in hwloc.

### 19.4.2 How do I enable CUDA and select which CUDA version to use?

hwloc enables CUDA as soon as it finds CUDA development headers and libraries on the system. This detection may be performed thanks to `pkg-config` but it requires hwloc to know which CUDA version to look for. This may be done by passing `--with-cuda-version=11.0` to the configure script. Otherwise hwloc will also look for the `CUDA_VERSION` environment variable.

If `pkg-config` does not work, passing `--with-cuda=/path/to/cuda` to the configure script is another way to define the corresponding library and header paths. Finally, these paths may also be set through environment variables such as `LIBRARY_PATH` and `C_INCLUDE_PATH`.

These paths, either detected by `pkg-config` or given manually, will also be used to detect NVML and OpenCL libraries and enable their hwloc backends.

To find out whether CUDA was detected and enabled, look in *Probe / display I/O devices* at the end of the configure script output. Passing `--enable-cuda` will also cause configure to fail if CUDA could not be found and enabled in hwloc.



Note that `--with-cuda=/nonexisting` may be used to disable all dependencies that are installed by CUDA, i.e. the CUDA, NVML and NVIDIA OpenCL backends, since the given directory does not exist.

### 19.4.3 How do I find the local MCDRAM NUMA node on Intel Xeon Phi processor?

Intel Xeon Phi processors introduced a new memory architecture by possibly having two distinct local memories: some normal memory (DDR) and some high-bandwidth on-package memory (MCDRAM). Processors can be configured in various clustering modes to have up to 4 *Clusters*. Moreover, each *Cluster* (quarter, half or whole processor) of the processor may have its own local parts of the DDR and of the MCDRAM. This memory and clustering configuration may be probed by looking at `MemoryMode` and `ClusterMode` attributes, see [Hardware Platform Information](#) and `doc/examples/get-knl-modes.c` in the source directory.

Starting with version 2.0, `hwloc` properly exposes this memory configuration. DDR and MCDRAM are attached as two memory children of the same parent, DDR first, and MCDRAM second if any. Depending on the processor configuration, that parent may be a `Package`, a `Cache`, or a `Group` object of type `Cluster`.

Hence cores may have one or two local NUMA nodes, listed by the core `nodeset`. An application may allocate local memory from a core by using that `nodeset`. The operating system will actually allocate from the DDR when possible, or fallback to the MCDRAM.

To allocate specifically on one of these memories, one should walk up the parent pointers until finding an object with some memory children. Looking at these memory children will give the DDR first, then the MCDRAM if any. Their `nodeset` may then be used for allocating or binding memory buffers.

One may also traverse the list of NUMA nodes until finding some whose `cpuset` matches the target core or PUs. The MCDRAM NUMA nodes may be identified thanks to the `subtype` field which is set to `MCDRAM`.

Command-line tools such as `hwloc-bind` may bind memory on the MCDRAM by using the `hbm` keyword. For instance, to bind on the first MCDRAM NUMA node:

```
$ hwloc-bind --membind --hbm numa:0 -- myprogram
$ hwloc-bind --membind numa:0 -- myprogram
```

### 19.4.4 Why do I need hwloc-dump-hwdata for memory on Intel Xeon Phi processor?

Intel Xeon Phi processors may use the on-package memory (MCDRAM) as either memory or a memory-side cache (reported as a L3 cache by `hwloc` by default, see `HWLOC_KNL_MSCACHE_L3` in [Environment Variables](#)). There are also several clustering modes that significantly affect the memory organization (see [How do I find the local MCDRAM NUMA node on Intel Xeon Phi processor?](#) for more information about these modes). Details about these are currently only available to privileged users. Without them, `hwloc` relies on a heuristic for guessing the modes.

The `hwloc-dump-hwdata` utility may be used to dump this privileged binary information into human-readable and world-accessible files that the `hwloc` library will later load. The utility should usually run as root once during boot, in order to update dumped information (stored under `/var/run/hwloc` by default) in case the MCDRAM or clustering configuration changed between reboots.

When SELinux MLS policy is enabled, a specific `hwloc` policy module may be required so that all users get access to the dumped files (in `/var/run/hwloc` by default). One may use `hwloc` policy files from the SELinux Reference Policy at <https://github.com/TresysTechnology/refpolicy-contrib> (see also the documentation at <https://github.com/TresysTechnology/refpolicy/wiki/GettingStarted>).

`hwloc-dump-hwdata` requires `dmi-sysfs` kernel module loaded.

The utility is currently unneeded on platforms without Intel Xeon Phi processors.

See `HWLOC_DUMPED_HWDATA_DIR` in [Environment Variables](#) for details about the location of dumped files.

### 19.4.5 How do I build hwloc for BlueGene/Q?

IBM BlueGene/Q machines run a standard Linux on the login/frontend nodes and a custom CNK (*Compute Node Kernel*) on the compute nodes.

To discover the topology of a login/frontend node, `hwloc` should be configured as usual, without any BlueGene/Q-specific option.

However, one would likely rather discover the topology of the compute nodes where parallel jobs are actually running. If so, `hwloc` must be cross-compiled with the following configuration line:



```
./configure --host=powerpc64-bgq-linux --disable-shared --enable-static \
  CPPFLAGS='-I/bgsys/drivers/ppcfloor -I/bgsys/drivers/ppcfloor/spi/include/kernel/cnk/'
```

CPPFLAGS may have to be updated if your platform headers are installed in a different directory.

### 19.4.6 How do I build hwloc for Windows?

**hwloc binary releases for Windows are available on the website download pages** (as pre-built ZIPs for both 32bits and 64bits x86 platforms). However hwloc also offers several ways to build on Windows:

- The usual Unix build steps (`configure`, `make` and `make install`) work on the **MSYS2/MinGW** environment on Windows (the official hwloc binary releases are built this way). Some environment variables and options must be configured, see `contrib/ci.inria.fr/job-3-mingw.sh` in the hwloc repository for an example (used for nightly testing).
- hwloc also supports such Unix-like builds in **Cygwin** (environment for porting Unix code to Windows).
- Windows build is also possible with **CMake** (`CMakeLists.txt` available under `contrib/windows-cmake/`).
- hwloc also comes with an example of **Microsoft Visual Studio solution** (under `contrib/windows/`) that may serve as a base for custom builds.

### 19.4.7 How to get useful topology information on NetBSD?

The NetBSD (and FreeBSD) backend uses x86-specific topology discovery (through the x86 component). This implementation requires CPU binding so as to query topology information from each individual processor. This means that hwloc cannot find any useful topology information unless user-level process binding is allowed by the NetBSD kernel. The `security.models.extensions.user_set_cpu_affinity` sysctl variable must be set to 1 to do so. Otherwise, only the number of processors will be detected.

### 19.4.8 Why does binding fail on AIX?

The AIX operating system requires specific user capabilities for attaching processes to resource sets (`CAP_NUMA_ATTACH`). Otherwise functions such as `hwloc_set_cpubind()` fail (return -1 with `errno` set to `EPERM`).

This capability must also be inherited (through the additional `CAP_PROPAGATE` capability) if you plan to bind a process before forking another process, for instance with `hwloc-bind`.

These capabilities may be given by the administrator with:

```
chuser "capabilities=CAP_PROPAGATE,CAP_NUMA_ATTACH" <username>
```

## 19.5 Compatibility between hwloc versions

### 19.5.1 How do I handle API changes?

The hwloc interface is extended with every new major release. Any application using the hwloc API should be prepared to check at compile-time whether some features are available in the currently installed hwloc distribution.

For instance, to check whether the hwloc version is at least 2.0, you should use:

```
#include <hwloc.h>
#if HWLOC_API_VERSION >= 0x00020000
...
#endif
```

To check for the API of release X.Y.Z at build time, you may compare `HWLOC_API_VERSION` with  $(X < 16) + (Y < 8) + Z$ . For supporting older releases that do not have `HWLOC_OBJ_NUMANODE` and `HWLOC_OBJ_PACKAGE` yet, you may use:

```
#include <hwloc.h>
#if HWLOC_API_VERSION < 0x00010b00
#define HWLOC_OBJ_NUMANODE HWLOC_OBJ_NODE
#define HWLOC_OBJ_PACKAGE HWLOC_OBJ_SOCKET
#endif
```

Once a program is built against a hwloc library, it may also dynamically link with compatible libraries from other hwloc releases. The version of that runtime library may be queried with [hwloc\\_get\\_api\\_version\(\)](#). For instance, the following code enables the topology flag [HWLOC\\_TOPOLOGY\\_FLAG\\_NO\\_DISTANCES](#) when compiling on hwloc 2.8 or later, but it disables it at runtime if running on an older hwloc (otherwise [hwloc\\_topology\\_set\\_flags\(\)](#) would fail).

```
unsigned long topology_flags = ...; /* wanted flags that were supported before 2.8 */
#if HWLOC_API_VERSION >= 0x20800
if (hwloc_get_api_version() >= 0x20800)
    topology_flags |= HWLOC_TOPOLOGY_FLAG_NO_DISTANCES; /* wanted flags only supported in 2.8+ */
#endif
hwloc_topology_set_flags(topology, topology_flags);
```

See also [How do I handle ABI breaks?](#) for using [hwloc\\_get\\_api\\_version\(\)](#) for testing ABI compatibility.

### 19.5.2 What is the difference between API and library version numbers?

[HWLOC\\_API\\_VERSION](#) is the version of the API. It changes when functions are added, modified, etc. However it does not necessarily change from one release to another. For instance, two releases of the same series (e.g. 2.0.3 and 2.0.4) usually have the same [HWLOC\\_API\\_VERSION](#) (0x00020000). However their [HWLOC\\_VERSION](#) strings are different ("2.0.3" and "2.0.4" respectively).

### 19.5.3 How do I handle ABI breaks?

The hwloc interface was deeply modified in release 2.0 to fix several issues of the 1.x interface (see [Upgrading to the hwloc 2.0 API](#) and the NEWS file in the source directory for details). The ABI was broken, which means **applications must be recompiled against the new 2.0 interface**.

To check that you are not mixing old/recent headers with a recent/old runtime library, check the major revision number in the API version:

```
#include <hwloc.h>
unsigned version = hwloc_get_api_version();
if ((version >> 16) != (HWLOC_API_VERSION >> 16)) {
    fprintf(stderr,
        "%s compiled for hwloc API 0x%x but running on library API 0x%x.\n"
        "You may need to point LD_LIBRARY_PATH to the right hwloc library.\n"
        "Aborting since the new ABI is not backward compatible.\n",
        callname, HWLOC_API_VERSION, version);
    exit(EXIT_FAILURE);
}
```

To specifically detect v2.0 issues:

```
#include <hwloc.h>
#if HWLOC_API_VERSION >= 0x00020000
    /* headers are recent */
    if (hwloc_get_api_version() < 0x20000)
        ... error out, the hwloc runtime library is older than 2.0 ...
#else
    /* headers are pre-2.0 */
    if (hwloc_get_api_version() >= 0x20000)
        ... error out, the hwloc runtime library is more recent than 2.0 ...
#endif
```

In theory, library sonames prevent linking with incompatible libraries. However custom hwloc installations or improperly configured build environments may still lead to such issues. Hence running one of the above (cheap) checks before initializing hwloc topology may be useful.

#### 19.5.4 Are XML topology files compatible between hwloc releases?

XML topology files are forward-compatible: a XML file may be loaded by a hwloc library that is more recent than the hwloc release that exported that file.

However, hwloc XMLs are not always backward-compatible: Topologies exported by hwloc 2.x cannot be imported by 1.x by default (see [XML changes](#) for working around such issues). There are also some corner cases where backward compatibility is not guaranteed because of changes between major releases (for instance 1.11 XMLs could not be imported in 1.10).

XMLs are exchanged at runtime between some components of the HPC software stack (for instance the resource managers and MPI processes). Building all these components on the same (cluster-wide) hwloc installation is a good way to avoid such incompatibilities.

#### 19.5.5 Are synthetic strings compatible between hwloc releases?

Synthetic strings (see [Synthetic topologies](#)) are forward-compatible: a synthetic string generated by a release may be imported by future hwloc libraries.

However they are often not backward-compatible because new details may have been added to synthetic descriptions in recent releases. Some flags may be given to [hwloc\\_topology\\_export\\_synthetic\(\)](#) to avoid such details and stay backward compatible.

#### 19.5.6 Is it possible to share a shared-memory topology between different hwloc releases?

Shared-memory topologies (see [Sharing topologies between processes](#)) have strong requirements on compatibility between hwloc libraries. Adopting a shared-memory topology fails if it was exported by a non-compatible hwloc release. Releases with same major revision are usually compatible (e.g. hwloc 2.0.4 may adopt a topology exported by 2.0.3) but different major revisions may be incompatible (e.g. hwloc 2.1.0 cannot adopt from 2.0.x).

Topologies are shared at runtime between some components of the HPC software stack (for instance the resource managers and MPI processes). Building all these components on the same (system-wide) hwloc installation is a good way to avoid such incompatibilities.



# Chapter 20

## Upgrading to the hwloc 2.0 API

See [Compatibility between hwloc versions](#) for detecting the hwloc version that you are compiling and/or running against.

### 20.1 New Organization of NUMA nodes and Memory

#### 20.1.1 Memory children

In hwloc v1.x, NUMA nodes were inside the tree, for instance Packages contained 2 NUMA nodes which contained a L3 and several cache.

Starting with hwloc v2.0, NUMA nodes are not in the main tree anymore. They are attached under objects as *Memory Children* on the side of normal children. This memory children list starts at `obj->memory_first_child` and its size is `obj->memory_arity`. Hence there can now exist two local NUMA nodes, for instance on Intel Xeon Phi processors.

The normal list of children (starting at `obj->first_child`, ending at `obj->last_child`, of size `obj->arity`, and available as the array `obj->children`) now only contains CPU-side objects: PUs, Cores, Packages, Caches, Groups, Machine and System. `hwloc_get_next_child()` may still be used to iterate over all children of all lists.

Hence the CPU-side hierarchy is built using normal children, while memory is attached to that hierarchy depending on its affinity.

#### 20.1.2 Examples

- a UMA machine with 2 packages and a single NUMA node is now modeled as a "Machine" object with two "Package" children and one "NUMANode" memory children (displayed first in lstopo below):

```
Machine (1024MB total)
  NUMANode L#0 (P#0 1024MB)
  Package L#0
    Core L#0 + PU L#0 (P#0)
    Core L#1 + PU L#1 (P#1)
  Package L#1
    Core L#2 + PU L#2 (P#2)
    Core L#3 + PU L#3 (P#3)
```

- a machine with 2 packages with one NUMA node and 2 cores in each is now:

```
Machine (2048MB total)
  Package L#0
    NUMANode L#0 (P#0 1024MB)
    Core L#0 + PU L#0 (P#0)
    Core L#1 + PU L#1 (P#1)
  Package L#1
    NUMANode L#1 (P#1 1024MB)
    Core L#2 + PU L#2 (P#2)
    Core L#3 + PU L#3 (P#3)
```

- if there are two NUMA nodes per package, a Group object may be added to keep cores together with their local NUMA node:

```
Machine (4096MB total)
  Package L#0
    Group0 L#0
      NUMANode L#0 (P#0 1024MB)
      Core L#0 + PU L#0 (P#0)
      Core L#1 + PU L#1 (P#1)
    Group0 L#1
      NUMANode L#1 (P#1 1024MB)
      Core L#2 + PU L#2 (P#2)
      Core L#3 + PU L#3 (P#3)
  Package L#1
  [...]
```

- if the platform has L3 caches whose localities are identical to NUMA nodes, Groups aren't needed:

```
Machine (4096MB total)
  Package L#0
    L3 L#0 (16MB)
      NUMANode L#0 (P#0 1024MB)
      Core L#0 + PU L#0 (P#0)
      Core L#1 + PU L#1 (P#1)
    L3 L#1 (16MB)
      NUMANode L#1 (P#1 1024MB)
      Core L#2 + PU L#2 (P#2)
      Core L#3 + PU L#3 (P#3)
  Package L#1
  [...]
```

### 20.1.3 NUMA level and depth

NUMA nodes are not in "main" tree of normal objects anymore. Hence, they don't have a meaningful depth anymore (like I/O and Misc objects). They have a virtual (negative) depth ([HWLOC\\_TYPE\\_DEPTH\\_NUMANODE](#)) so that functions manipulating depths and level still work, and so that we can still iterate over the level of NUMA nodes just like for any other level.

For instance we can still use lines such as

```
int depth = hwloc_get_type_depth(topology, HWLOC_OBJ_NUMANODE);
hwloc_obj_t obj = hwloc_get_obj_by_type(topology, HWLOC_OBJ_NUMANODE, 4);
hwloc_obj_t node = hwloc_get_next_obj_by_depth(topology, HWLOC_TYPE_DEPTH_NUMANODE, prev);
```

The NUMA depth should not be compared with others. An unmodified code that still compares NUMA and Package depths (to find out whether Packages contain NUMA or the contrary) would now always assume Packages contain NUMA (because the NUMA depth is negative).

However, the depth of the Normal parents of NUMA nodes may be used instead. In the last example above, NUMA nodes are attached to L3 caches, hence one may compare the depth of Packages and L3 to find out that NUMA nodes are contained in Packages. This depth of parents may be retrieved with [hwloc\\_get\\_memory\\_parents\\_depth\(\)](#). However, this function may return [HWLOC\\_TYPE\\_DEPTH\\_MULTIPLE](#) on future platforms if NUMA nodes are attached to different levels.

### 20.1.4 Finding Local NUMA nodes and looking at Children and Parents

Applications that walked up/down to find NUMANode parent/children must now be updated. Instead of looking directly for a NUMA node, one should now look for an object that has some memory children. NUMA node(s) will be attached there. For instance, when looking for a NUMA node above a given core `core`:

```
hwloc_obj_t parent = core->parent;
while (parent && !parent->memory_arity)
  parent = parent->parent; /* no memory child, walk up */
if (parent)
  /* use parent->memory_first_child (and its siblings if there are multiple local NUMA nodes) */
```

The list of local NUMA nodes (usually a single one) is also described by the `nodeset` attribute of each object (which contains the physical indexes of these nodes). Iterating over the NUMA level is also an easy way to find local NUMA nodes:

```
hwloc_obj_t tmp = NULL;
while ((tmp = hwloc_get_next_obj_by_type(topology, HWLOC_OBJ_NUMANODE, tmp)) != NULL) {
    if (hwloc_bitmap_isset(obj->nodeset, tmp->os_index))
        /* tmp is a NUMA node local to obj, use it */
}
```

Similarly finding objects that are close to a given NUMA nodes should be updated too. Instead of looking at the NUMA node parents/children, one should now find a Normal parent above that NUMA node, and then look at its parents/children as usual:

```
hwloc_obj_t tmp = obj->parent;
while (hwloc_obj_type_is_memory(tmp))
    tmp = tmp->parent;
/* now use tmp instead of obj */
```

To avoid such hwloc v2.x-specific and NUMA-specific cases in the code, a **generic lookup for any kind of object, including NUMA nodes**, might also be implemented by iterating over a level. For instance finding an object of type `type` which either contains or is included in object `obj` can be performed by traversing the level of that type and comparing CPU sets:

```
hwloc_obj_t tmp = NULL;
while ((tmp = hwloc_get_next_obj_by_type(topology, type, tmp)) != NULL) {
    if (hwloc_bitmap_intersects(tmp->cpuset, obj->cpuset))
        /* tmp matches, use it */
}
```

**This generic lookup works whenever `type` or `obj` are Normal or Memory objects since both have CPU sets. Moreover, it is compatible with the hwloc v1.x API.**

## 20.2 4 Kinds of Objects and Children

### 20.2.1 I/O and Misc children

I/O children are not in the main object children list anymore either. They are in the list starting at `obj->io_first_↵_child` and its size is `obj->io_arity`.

Misc children are not in the main object children list anymore. They are in the list starting at `obj->misc_first_↵_child` and its size is `obj->misc_arity`.

See [hwloc\\_obj](#) for details about children lists.

[hwloc\\_get\\_next\\_child\(\)](#) may still be used to iterate over all children of all lists.

### 20.2.2 Kinds of objects

Given the above, objects may now be of 4 kinds:

- Normal (everything not listed below, including Machine, Package, Core, PU, CPU Caches, etc);
- Memory (currently NUMA nodes or Memory-side Caches), attached to parents as Memory children;
- I/O (Bridges, PCI and OS devices), attached to parents as I/O children;
- Misc objects, attached to parents as Misc children.

See [hwloc\\_obj](#) for details about children lists.

For a given object type, the kind may be found with [hwloc\\_obj\\_type\\_is\\_normal\(\)](#), [hwloc\\_obj\\_type\\_is\\_memory\(\)](#), [hwloc\\_obj\\_type\\_is\\_normal\(\)](#), or comparing with `HWLOC_OBJ_MISC`.

Normal and Memory objects have (non-NULL) CPU sets and nodesets, while I/O and Misc objects don't have any sets (they are NULL).

## 20.3 HWLOC\_OBJ\_CACHE replaced

Instead of a single `HWLOC_OBJ_CACHE`, there are now 8 types `HWLOC_OBJ_L1CACHE`, ..., `HWLOC_OBJ_L5CACHE`, `HWLOC_OBJ_L1ICACHE`, ..., `HWLOC_OBJ_L3ICACHE`.

Cache object attributes are unchanged.

`hwloc_get_cache_type_depth()` is not needed to disambiguate cache types anymore since new types can be passed to `hwloc_get_type_depth()` without ever getting `HWLOC_TYPE_DEPTH_MULTIPLE` anymore.

`hwloc_obj_type_is_cache()`, `hwloc_obj_type_is_dcache()` and `hwloc_obj_type_is_icache()` may be used to check whether a given type is a cache, data/unified cache or instruction cache.

## 20.4 allowed\_cpuset and allowed\_nodeset only in the main topology

Objects do not have `allowed_cpuset` and `allowed_nodeset` anymore. They are only available for the entire topology using `hwloc_topology_get_allowed_cpuset()` and `hwloc_topology_get_allowed_nodeset()`.

As usual, those are only needed when the `INCLUDE_DISALLOWED` topology flag is given, which means disallowed objects are kept in the topology. If so, one may find out whether some PUs inside an object is allowed by checking

```
hwloc_bitmap_intersects(obj->cpuset, hwloc_topology_get_allowed_cpuset(topology))
```

Replace cpusets with nodesets for NUMA nodes. To find out which ones, replace `intersects()` with `and()` to get the actual intersection.

## 20.5 Object depths are now signed int

`obj->depth` as well as depths given to functions such as `hwloc_get_obj_by_depth()` or returned by `hwloc_topology_get_depth()` are now **signed int**.

Other depth such as cache-specific depth attribute are still unsigned.

## 20.6 Memory attributes become NUMANode-specific

Memory attributes such as `obj->memory.local_memory` are now only available in NUMANode-specific attributes in `obj->attr->numanode.local_memory`.

`obj->memory.total_memory` is available in all objects as `obj->total_memory`.

See `hwloc_obj_attr_u::hwloc_numanode_attr_s` and `hwloc_obj` for details.

## 20.7 Topology configuration changes

The old ignoring API as well as several configuration flags are replaced with the new filtering API, see `hwloc_topology_set_type_filter()` and its variants, and `hwloc_type_filter_e` for details.

- `hwloc_topology_ignore_type()`, `hwloc_topology_ignore_type_keep_structure()` and `hwloc_topology_ignore_all_keep_structure()` are respectively superseded by

```
hwloc_topology_set_type_filter(topology, type, HWLOC_TYPE_FILTER_KEEP_NONE);
hwloc_topology_set_type_filter(topology, type, HWLOC_TYPE_FILTER_KEEP_STRUCTURE);
hwloc_topology_set_all_types_filter(topology, HWLOC_TYPE_FILTER_KEEP_STRUCTURE);
```

Also, the meaning of `KEEP_STRUCTURE` has changed (only entire levels may be ignored, instead of single objects), the old behavior is not available anymore.

- `HWLOC_TOPOLOGY_FLAG_ICACHES` is superseded by

```
hwloc_topology_set_icache_types_filter(topology, HWLOC_TYPE_FILTER_KEEP_ALL);
```



- `HWLOC_TOPOLOGY_FLAG_WHOLE_IO`, `HWLOC_TOPOLOGY_FLAG_IO_DEVICES` and `HWLOC_TOPOLOGY_FLAG_IO_BRIDGES` replaced.

To keep all I/O devices (PCI, Bridges, and OS devices), use:

```
hwloc_topology_set_io_types_filter(topology, HWLOC_TYPE_FILTER_KEEP_ALL);
```

To only keep important devices (Bridges with children, common PCI devices and OS devices):

```
hwloc_topology_set_io_types_filter(topology, HWLOC_TYPE_FILTER_KEEP_IMPORTANT);
```

## 20.8 XML changes

2.0 XML files are not compatible with 1.x

2.0 can load 1.x files, but only NUMA distances are imported. Other distance matrices are ignored (they were never used by default anyway).

2.0 can export 1.x-compatible files, but only distances attached to the root object are exported (i.e. distances that cover the entire machine). Other distance matrices are dropped (they were never used by default anyway).

**Users are advised to negotiate hwloc versions between exporter and importer:** If the importer isn't 2.x, the exporter should export to 1.x. Otherwise, things should work by default.

Hence `hwloc_topology_export_xml()` and `hwloc_topology_export_xmlbuffer()` have a new flags argument. to force a hwloc-1.x-compatible XML export.

- If both always support 2.0, don't pass any flag.
- When the importer uses hwloc 1.x, export with `HWLOC_TOPOLOGY_EXPORT_XML_FLAG_V1`. Otherwise the importer will fail to import.
- When the exporter uses hwloc 1.x, it cannot pass any flag, and a 2.0 importer can import without problem.

```
#if HWLOC_API_VERSION >= 0x20000
if (need 1.x compatible XML export)
    hwloc_topology_export_xml(..., HWLOC_TOPOLOGY_EXPORT_XML_FLAG_V1);
else /* need 2.x compatible XML export */
    hwloc_topology_export_xml(..., 0);
#else
    hwloc_topology_export_xml(...);
#endif
```

Additionally, `hwloc_topology_diff_load_xml()`, `hwloc_topology_diff_load_xmlbuffer()`, `hwloc_topology_diff_export_xml()`, `hwloc_topology_diff_export_xmlbuffer()` and `hwloc_topology_diff_destroy()` lost the topology argument: The first argument (topology) isn't needed anymore.

## 20.9 Distances API totally rewritten

The new distances API is in `hwloc/distances.h`.

Distances are not accessible directly from objects anymore. One should first call `hwloc_distances_get()` (or a variant) to retrieve distances (possibly with one call to get the number of available distances structures, and another call to actually get them). Then it may consult these structures, and finally release them.

The set of object involved in a distances structure is specified by an array of objects, it may not always cover the entire machine or so.

## 20.10 Return values of functions

Bitmap functions (and a couple other functions) can return errors (in theory).

Most bitmap functions may have to reallocate the internal bitmap storage. In v1.x, they would silently crash if realloc failed. In v2.0, they now return an int that can be negative on error. However, the preallocated storage is 512 bits, hence realloc will not even be used unless you run hwloc on machines with larger PU or NUMA node indexes.

[hwloc\\_obj\\_add\\_info\(\)](#), [hwloc\\_cpuset\\_from\\_nodeset\(\)](#) and [hwloc\\_cpuset\\_from\\_nodeset\(\)](#) also return an int, which would be -1 in case of allocation errors.

## 20.11 Misc API changes

- [hwloc\\_type\\_sscanf\(\)](#) extends [hwloc\\_obj\\_type\\_sscanf\(\)](#) by passing a union [hwloc\\_obj\\_attr\\_u](#) which may receive Cache, Group, Bridge or OS device attributes.
- [hwloc\\_type\\_sscanf\\_as\\_depth\(\)](#) is also added to directly return the corresponding level depth within a topology.
- [hwloc\\_topology\\_insert\\_misc\\_object\\_by\\_cpuset\(\)](#) is replaced with [hwloc\\_topology\\_alloc\\_group\\_object\(\)](#) and [hwloc\\_topology\\_insert\\_group\\_object\(\)](#).
- [hwloc\\_topology\\_insert\\_misc\\_object\\_by\\_parent\(\)](#) is replaced with [hwloc\\_topology\\_insert\\_misc\\_object\(\)](#).

## 20.12 API removals and deprecations

- `HWLOC_OBJ_SYSTEM` removed: The root object is always [HWLOC\\_OBJ\\_MACHINE](#)
- [\\_membind\\_nodeset\(\)](#) memory binding interfaces deprecated: One should use the variant without `_nodeset` suffix and pass the [HWLOC\\_MEMBIND\\_BYNODESET](#) flag.
- `HWLOC_MEMBIND_REPLICATE` removed: no supported operating system supports it anymore.
- [hwloc\\_obj\\_snprintf\(\)](#) removed because it was long-deprecated by [hwloc\\_obj\\_type\\_snprintf\(\)](#) and [hwloc\\_obj\\_attr\\_snprintf\(\)](#).
- [hwloc\\_obj\\_type\\_sscanf\(\)](#) deprecated, [hwloc\\_obj\\_type\\_of\\_string\(\)](#) removed.
- [hwloc\\_cpuset\\_from/to\\_nodeset\\_strict\(\)](#) deprecated: Now useless since all topologies are NUMA. Use the variant without the `_strict` suffix
- [hwloc\\_distribute\(\)](#) and [hwloc\\_distributev\(\)](#) removed, deprecated by [hwloc\\_distrib\(\)](#).
- The Custom interface ([hwloc\\_topology\\_set\\_custom\(\)](#), etc.) was removed, as well as the corresponding command-line tools (`hwloc-assembler`, etc.). Topologies always start with object with valid cpusets and nodesets.
- `obj->online_cpuset` removed: Offline PUs are simply listed in the `complete_cpuset` as previously.
- `obj->os_level` removed.

# Chapter 21

## Topic Index

### 21.1 Topics

Here is a list of all topics with brief descriptions:

Error reporting in the API . . . . .	91
API version . . . . .	91
Object Sets (hwloc_cpuset_t and hwloc_nodeset_t) . . . . .	92
Object Types . . . . .	93
Object Structure and Attributes . . . . .	97
Topology Creation and Destruction . . . . .	97
Object levels, depths and types . . . . .	100
Converting between Object Types and Attributes, and Strings . . . . .	105
Consulting and Adding Info Attributes . . . . .	107
CPU binding . . . . .	108
Memory binding . . . . .	113
Changing the Source of Topology Discovery . . . . .	121
Topology Detection Configuration and Query . . . . .	124
Modifying a loaded Topology . . . . .	132
Kinds of object Type . . . . .	137
Finding Objects inside a CPU set . . . . .	139
Finding Objects covering at least CPU set . . . . .	142
Looking at Ancestor and Child Objects . . . . .	144
Looking at Cache Objects . . . . .	146
Finding objects, miscellaneous helpers . . . . .	147
Distributing items over a topology . . . . .	150
CPU and node sets of entire topologies . . . . .	151
Converting between CPU sets and node sets . . . . .	153
Finding I/O objects . . . . .	154
The bitmap API . . . . .	156
Exporting Topologies to XML . . . . .	169
Exporting Topologies to Synthetic . . . . .	172
Retrieve distances between objects . . . . .	173
Helpers for consulting distance matrices . . . . .	178
Add distances between objects . . . . .	178
Remove distances between objects . . . . .	181
Comparing memory node attributes for finding where to allocate on . . . . .	182
Managing memory attributes . . . . .	190
Kinds of CPU cores . . . . .	192
Linux-specific helpers . . . . .	194
Interoperability with Linux libnuma unsigned long masks . . . . .	196

Interoperability with Linux libnuma bitmask . . . . .	198
Windows-specific helpers . . . . .	199
Interoperability with glibc sched affinity . . . . .	200
Interoperability with OpenCL . . . . .	201
Interoperability with the CUDA Driver API . . . . .	203
Interoperability with the CUDA Runtime API . . . . .	205
Interoperability with the NVIDIA Management Library . . . . .	206
Interoperability with the ROCm SMI Management Library . . . . .	208
Interoperability with the oneAPI Level Zero interface. . . . .	209
Interoperability with OpenGL displays . . . . .	211
Interoperability with OpenFabrics . . . . .	212
Topology differences . . . . .	214
Sharing topologies between processes . . . . .	218
Components and Plugins: Discovery components and backends . . . . .	220
Components and Plugins: Generic components . . . . .	222
Components and Plugins: Core functions to be used by components . . . . .	223
Components and Plugins: Filtering objects . . . . .	225
Components and Plugins: helpers for PCI discovery . . . . .	226
Components and Plugins: finding PCI objects during other discoveries . . . . .	228
Components and Plugins: distances . . . . .	229

# Chapter 22

## Data Structure Index

### 22.1 Data Structures

Here are the data structures with brief descriptions:

<a href="#">hwloc_backend</a>	
Discovery backend structure	231
<a href="#">hwloc_obj_attr_u::hwloc_bridge_attr_s</a>	
Bridge specific Object Attributes	232
<a href="#">hwloc_obj_attr_u::hwloc_cache_attr_s</a>	
Cache-specific Object Attributes	234
<a href="#">hwloc_cl_device_pci_bus_info_khr</a>	234
<a href="#">hwloc_cl_device_topology_amd</a>	235
<a href="#">hwloc_component</a>	
Generic component structure	236
<a href="#">hwloc_disc_component</a>	
Discovery component structure	237
<a href="#">hwloc_disc_status</a>	
Discovery status structure	238
<a href="#">hwloc_distances_s</a>	
Matrix of distances between a set of objects	239
<a href="#">hwloc_obj_attr_u::hwloc_group_attr_s</a>	
Group-specific Object Attributes	240
<a href="#">hwloc_info_s</a>	
Object info attribute (name and value strings)	241
<a href="#">hwloc_location</a>	
Where to measure attributes from	241
<a href="#">hwloc_location::hwloc_location_u</a>	
Actual location	242
<a href="#">hwloc_obj_attr_u::hwloc_numanode_attr_s::hwloc_memory_page_type_s</a>	
Array of local memory page types, NULL if no local memory and <code>page_types</code> is 0	242
<a href="#">hwloc_obj_attr_u::hwloc_numanode_attr_s</a>	
NUMA node-specific Object Attributes	243
<a href="#">hwloc_obj</a>	
Structure of a topology object	244
<a href="#">hwloc_obj_attr_u</a>	
Object type-specific Attributes	249
<a href="#">hwloc_obj_attr_u::hwloc_osdev_attr_s</a>	
OS Device specific Object Attributes	250
<a href="#">hwloc_obj_attr_u::hwloc_pcidev_attr_s</a>	
PCI Device specific Object Attributes	250

<a href="#">hwloc_topology_cpupbind_support</a>	
Flags describing actual PU binding support for this topology	252
<a href="#">hwloc_topology_diff_u::hwloc_topology_diff_generic_s</a>	253
<a href="#">hwloc_topology_diff_obj_attr_u::hwloc_topology_diff_obj_attr_generic_s</a>	254
<a href="#">hwloc_topology_diff_u::hwloc_topology_diff_obj_attr_s</a>	254
<a href="#">hwloc_topology_diff_obj_attr_u::hwloc_topology_diff_obj_attr_string_s</a>	
String attribute modification with an optional name	255
<a href="#">hwloc_topology_diff_obj_attr_u</a>	
One object attribute difference	256
<a href="#">hwloc_topology_diff_obj_attr_u::hwloc_topology_diff_obj_attr_uint64_s</a>	
Integer attribute modification with an optional index	256
<a href="#">hwloc_topology_diff_u::hwloc_topology_diff_too_complex_s</a>	257
<a href="#">hwloc_topology_diff_u</a>	
One element of a difference list between two topologies	258
<a href="#">hwloc_topology_discovery_support</a>	
Flags describing actual discovery support for this topology	258
<a href="#">hwloc_topology_membind_support</a>	
Flags describing actual memory binding support for this topology	259
<a href="#">hwloc_topology_misc_support</a>	
Flags describing miscellaneous features	261
<a href="#">hwloc_topology_support</a>	
Set of flags describing actual support for this topology	262

# Chapter 23

## Topic Documentation

### 23.1 Error reporting in the API

Most functions in the hwloc API return an integer value. Unless documented differently, they return 0 on success and -1 on error. Functions that return a pointer type return `NULL` on error.

`errno` will be set to a meaningful value whenever possible. This includes the usual `EINVAL` when invalid function parameters are passed or `ENOMEM` when an internal allocation fails. Some specific `errno` value are also used, for instance for binding errors as documented in [CPU binding](#).

Some modules describe return values of their functions in their introduction, for instance in [The bitmap API](#).

### 23.2 API version

#### Macros

- `#define HWLOC_API_VERSION 0x00020b00`
- `#define HWLOC_COMPONENT_ABI 7`

#### Functions

- unsigned `hwloc_get_api_version` (void)

#### 23.2.1 Detailed Description

#### 23.2.2 Macro Definition Documentation

##### 23.2.2.1 HWLOC\_API\_VERSION

```
#define HWLOC_API_VERSION 0x00020b00
```

Indicate at build time which hwloc API version is being used.

This number is updated to  $(X \ll 16) + (Y \ll 8) + Z$  when a new release X.Y.Z actually modifies the API.

Users may check for available features at build time using this number (see [How do I handle API changes?](#)).

#### Note

This should not be confused with `HWLOC_VERSION`, the library version. Two stable releases of the same series usually have the same `HWLOC_API_VERSION` even if their `HWLOC_VERSION` are different.

##### 23.2.2.2 HWLOC\_COMPONENT\_ABI

```
#define HWLOC_COMPONENT_ABI 7
```

Current component and plugin ABI version (see [hwloc/plugins.h](#))

### 23.2.3 Function Documentation

#### 23.2.3.1 hwloc\_get\_api\_version()

```
unsigned hwloc_get_api_version (
    void )
```

Indicate at runtime which hwloc API version was used at build time.

Should be [HWLOC\\_API\\_VERSION](#) if running on the same version.

#### Returns

the build-time version number.

## 23.3 Object Sets ([hwloc\\_cpuset\\_t](#) and [hwloc\\_nodeset\\_t](#))

### Typedefs

- typedef [hwloc\\_bitmap\\_t](#) [hwloc\\_cpuset\\_t](#)
- typedef [hwloc\\_const\\_bitmap\\_t](#) [hwloc\\_const\\_cpuset\\_t](#)
- typedef [hwloc\\_bitmap\\_t](#) [hwloc\\_nodeset\\_t](#)
- typedef [hwloc\\_const\\_bitmap\\_t](#) [hwloc\\_const\\_nodeset\\_t](#)

### 23.3.1 Detailed Description

Hwloc uses bitmaps to represent two distinct kinds of object sets: CPU sets ([hwloc\\_cpuset\\_t](#)) and NUMA node sets ([hwloc\\_nodeset\\_t](#)). These types are both typedefs to a common back end type ([hwloc\\_bitmap\\_t](#)), and therefore all the hwloc bitmap functions are applicable to both [hwloc\\_cpuset\\_t](#) and [hwloc\\_nodeset\\_t](#) (see [The bitmap API](#)).

The rationale for having two different types is that even though the actions one wants to perform on these types are the same (e.g., enable and disable individual items in the set/mask), they're used in very different contexts: one for specifying which processors to use and one for specifying which NUMA nodes to use. Hence, the name difference is really just to reflect the intent of where the type is used.

### 23.3.2 Typedef Documentation

#### 23.3.2.1 hwloc\_const\_cpuset\_t

```
typedef hwloc\_const\_bitmap\_t hwloc\_const\_cpuset\_t
```

A non-modifiable [hwloc\\_cpuset\\_t](#).

#### 23.3.2.2 hwloc\_const\_nodeset\_t

```
typedef hwloc\_const\_bitmap\_t hwloc\_const\_nodeset\_t
```

A non-modifiable [hwloc\\_nodeset\\_t](#).

#### 23.3.2.3 hwloc\_cpuset\_t

```
typedef hwloc\_bitmap\_t hwloc\_cpuset\_t
```

A CPU set is a bitmap whose bits are set according to CPU physical OS indexes.

It may be consulted and modified with the bitmap API as any [hwloc\\_bitmap\\_t](#) (see [hwloc/bitmap.h](#)).

Each bit may be converted into a PU object using [hwloc\\_get\\_pu\\_obj\\_by\\_os\\_index\(\)](#).

#### 23.3.2.4 hwloc\_nodeset\_t

```
typedef hwloc\_bitmap\_t hwloc\_nodeset\_t
```

A node set is a bitmap whose bits are set according to NUMA memory node physical OS indexes.



It may be consulted and modified with the bitmap API as any [hwloc\\_bitmap\\_t](#) (see [hwloc/bitmap.h](#)). Each bit may be converted into a NUMA node object using [hwloc\\_get\\_nodanode\\_obj\\_by\\_os\\_index\(\)](#).

When binding memory on a system without any NUMA node, the single main memory bank is considered as NUMA node #0.

See also [Converting between CPU sets and node sets](#).

## 23.4 Object Types

### Macros

- `#define HWLOC_TYPE_UNORDERED`

### Typedefs

- `typedef enum hwloc_obj_cache_type_e hwloc_obj_cache_type_t`
- `typedef enum hwloc_obj_bridge_type_e hwloc_obj_bridge_type_t`
- `typedef enum hwloc_obj_osdev_type_e hwloc_obj_osdev_type_t`

### Enumerations

- `enum hwloc_obj_type_t {  
HWLOC_OBJ_MACHINE , HWLOC_OBJ_PACKAGE , HWLOC_OBJ_CORE , HWLOC_OBJ_PU ,  
HWLOC_OBJ_L1CACHE , HWLOC_OBJ_L2CACHE , HWLOC_OBJ_L3CACHE , HWLOC_OBJ_L4CACHE ,  
HWLOC_OBJ_L5CACHE , HWLOC_OBJ_L1ICACHE , HWLOC_OBJ_L2ICACHE , HWLOC_OBJ_L3ICACHE ,  
HWLOC_OBJ_GROUP , HWLOC_OBJ_NUMANODE , HWLOC_OBJ_BRIDGE , HWLOC_OBJ_PCI_DEVICE ,  
HWLOC_OBJ_OS_DEVICE , HWLOC_OBJ_MISC , HWLOC_OBJ_MEMCACHE , HWLOC_OBJ_DIE ,  
HWLOC_OBJ_TYPE_MAX }`
- `enum hwloc_obj_cache_type_e { HWLOC_OBJ_CACHE_UNIFIED , HWLOC_OBJ_CACHE_DATA , HWLOC_OBJ_CACHE_INSTP  
}`
- `enum hwloc_obj_bridge_type_e { HWLOC_OBJ_BRIDGE_HOST , HWLOC_OBJ_BRIDGE_PCI }`
- `enum hwloc_obj_osdev_type_e {  
HWLOC_OBJ_OSDEV_BLOCK , HWLOC_OBJ_OSDEV_GPU , HWLOC_OBJ_OSDEV_NETWORK ,  
HWLOC_OBJ_OSDEV_OPENFABRICS ,  
HWLOC_OBJ_OSDEV_DMA , HWLOC_OBJ_OSDEV_COPROC }`

### Functions

- `int hwloc_compare_types (hwloc_obj_type_t type1, hwloc_obj_type_t type2)`

#### 23.4.1 Detailed Description

#### 23.4.2 Macro Definition Documentation

##### 23.4.2.1 HWLOC\_TYPE\_UNORDERED

```
#define HWLOC_TYPE_UNORDERED
```

Value returned by [hwloc\\_compare\\_types\(\)](#) when types can not be compared.

#### 23.4.3 Typedef Documentation

##### 23.4.3.1 hwloc\_obj\_bridge\_type\_t

```
typedef enum hwloc_obj_bridge_type_e hwloc_obj_bridge_type_t
```

Type of one side (upstream or downstream) of an I/O bridge.

### 23.4.3.2 hwloc\_obj\_cache\_type\_t

typedef enum [hwloc\\_obj\\_cache\\_type\\_e](#) hwloc\_obj\_cache\_type\_t  
Cache type.

### 23.4.3.3 hwloc\_obj\_osdev\_type\_t

typedef enum [hwloc\\_obj\\_osdev\\_type\\_e](#) hwloc\_obj\_osdev\_type\_t  
Type of a OS device.

## 23.4.4 Enumeration Type Documentation

### 23.4.4.1 hwloc\_obj\_bridge\_type\_e

enum [hwloc\\_obj\\_bridge\\_type\\_e](#)  
Type of one side (upstream or downstream) of an I/O bridge.

#### Enumerator

HWLOC_OBJ_BRIDGE_HOST	Host-side of a bridge, only possible upstream.
HWLOC_OBJ_BRIDGE_PCI	PCI-side of a bridge.

### 23.4.4.2 hwloc\_obj\_cache\_type\_e

enum [hwloc\\_obj\\_cache\\_type\\_e](#)  
Cache type.

#### Enumerator

HWLOC_OBJ_CACHE_UNIFIED	Unified cache.
HWLOC_OBJ_CACHE_DATA	Data cache.
HWLOC_OBJ_CACHE_INSTRUCTION	Instruction cache (filtered out by default).

### 23.4.4.3 hwloc\_obj\_osdev\_type\_e

enum [hwloc\\_obj\\_osdev\\_type\\_e](#)  
Type of a OS device.

#### Enumerator

HWLOC_OBJ_OSDEV_BLOCK	Operating system block device, or non-volatile memory device. For instance "sda" or "dax2.0" on Linux.
HWLOC_OBJ_OSDEV_GPU	Operating system GPU device. For instance ":0.0" for a GL display, "card0" for a Linux DRM device.
HWLOC_OBJ_OSDEV_NETWORK	Operating system network device. For instance the "eth0" interface on Linux.
HWLOC_OBJ_OSDEV_OPENFABRICS	Operating system openfabrics device. For instance the "mlx4_0" InfiniBand HCA, "hfi1_0" Omni-Path interface, or "bxi0" Atos/Bull BXI HCA on Linux.
HWLOC_OBJ_OSDEV_DMA	Operating system dma engine device. For instance the "dma0chan0" DMA channel on Linux.
HWLOC_OBJ_OSDEV_COPROC	Operating system co-processor device. For instance "opencl0d0" for a OpenCL device, "cuda0" for a CUDA device.

#### 23.4.4.4 hwloc\_obj\_type\_t

enum `hwloc_obj_type_t`

Type of topology object.

##### Note

Do not rely on the ordering or completeness of the values as new ones may be defined in the future! If you need to compare types, use [hwloc\\_compare\\_types\(\)](#) instead.

##### Enumerator

HWLOC_OBJ_MACHINE	Machine. A set of processors and memory with cache coherency. This type is always used for the root object of a topology, and never used anywhere else. Hence its parent is always <code>NULL</code> .
HWLOC_OBJ_PACKAGE	Physical package. The physical package that usually gets inserted into a socket on the motherboard. A processor package usually contains multiple cores, and possibly some dies.
HWLOC_OBJ_CORE	Core. A computation unit (may be shared by several PUs, aka logical processors).
HWLOC_OBJ_PU	Processing Unit, or (Logical) Processor. An execution unit (may share a core with some other logical processors, e.g. in the case of an SMT core). This is the smallest object representing CPU resources, it cannot have any child except Misc objects. Objects of this kind are always reported and can thus be used as fallback when others are not.
HWLOC_OBJ_L1CACHE	Level 1 Data (or Unified) Cache.
HWLOC_OBJ_L2CACHE	Level 2 Data (or Unified) Cache.
HWLOC_OBJ_L3CACHE	Level 3 Data (or Unified) Cache.
HWLOC_OBJ_L4CACHE	Level 4 Data (or Unified) Cache.
HWLOC_OBJ_L5CACHE	Level 5 Data (or Unified) Cache.
HWLOC_OBJ_L1ICACHE	Level 1 instruction Cache (filtered out by default).
HWLOC_OBJ_L2ICACHE	Level 2 instruction Cache (filtered out by default).
HWLOC_OBJ_L3ICACHE	Level 3 instruction Cache (filtered out by default).
HWLOC_OBJ_GROUP	Group objects. Objects which do not fit in the above but are detected by hwloc and are useful to take into account for affinity. For instance, some operating systems expose their arbitrary processors aggregation this way. And hwloc may insert such objects to group NUMA nodes according to their distances. See also <a href="#">What are these Group objects in my topology?</a> . These objects are removed when they do not bring any structure (see <a href="#">HWLOC_TYPE_FILTER_KEEP_STRUCTURE</a> ).

## Enumerator

HWLOC_OBJ_NUMANODE	<p>NUMA node. An object that contains memory that is directly and byte-accessible to the host processors. It is usually close to some cores (the corresponding objects are descendants of the NUMA node object in the hwloc tree). This is the smallest object representing Memory resources, it cannot have any child except Misc objects. However it may have Memory-side cache parents.</p> <p>NUMA nodes may correspond to different kinds of memory (DRAM, HBM, CXL-DRAM, etc.). When hwloc is able to guess that kind, it is specified in the subtype field of the object. See also <a href="#">Normal attributes</a> in the main documentation. There is always at least one such object in the topology even if the machine is not NUMA.</p> <p>Memory objects are not listed in the main children list, but rather in the dedicated Memory children list.</p> <p>NUMA nodes have a special depth <a href="#">HWLOC_TYPE_DEPTH_NUMANODE</a> instead of a normal depth just like other objects in the main tree.</p>
HWLOC_OBJ_BRIDGE	<p>Bridge (filtered out by default). Any bridge (or PCI switch) that connects the host or an I/O bus, to another I/O bus. Bridges are not added to the topology unless their filtering is changed (see <a href="#">hwloc_topology_set_type_filter()</a> and <a href="#">hwloc_topology_set_io_types_filter()</a>).</p> <p>I/O objects are not listed in the main children list, but rather in the dedicated io children list. I/O objects have NULL CPU and node sets.</p>
HWLOC_OBJ_PCI_DEVICE	<p>PCI device (filtered out by default). PCI devices are not added to the topology unless their filtering is changed (see <a href="#">hwloc_topology_set_type_filter()</a> and <a href="#">hwloc_topology_set_io_types_filter()</a>).</p> <p>I/O objects are not listed in the main children list, but rather in the dedicated io children list. I/O objects have NULL CPU and node sets.</p>
HWLOC_OBJ_OS_DEVICE	<p>Operating system device (filtered out by default). OS devices are not added to the topology unless their filtering is changed (see <a href="#">hwloc_topology_set_type_filter()</a> and <a href="#">hwloc_topology_set_io_types_filter()</a>).</p> <p>I/O objects are not listed in the main children list, but rather in the dedicated io children list. I/O objects have NULL CPU and node sets.</p>
HWLOC_OBJ_MISC	<p>Miscellaneous objects (filtered out by default). Objects without particular meaning, that can e.g. be added by the application for its own use, or by hwloc for miscellaneous objects such as MemoryModule (DIMMs). They are not added to the topology unless their filtering is changed (see <a href="#">hwloc_topology_set_type_filter()</a>).</p> <p>These objects are not listed in the main children list, but rather in the dedicated misc children list. Misc objects may only have Misc objects as children, and those are in the dedicated misc children list as well. Misc objects have NULL CPU and node sets.</p>
HWLOC_OBJ_MEMCACHE	<p>Memory-side cache (filtered out by default). A cache in front of a specific NUMA node. This object always has at least one NUMA node as a memory child.</p> <p>Memory objects are not listed in the main children list, but rather in the dedicated Memory children list.</p> <p>Memory-side cache have a special depth <a href="#">HWLOC_TYPE_DEPTH_MEMCACHE</a> instead of a normal depth just like other objects in the main tree.</p>
HWLOC_OBJ_DIE	<p>Die within a physical package. A subpart of the physical package, that contains multiple cores. Some operating systems (e.g. Linux) may expose a single die per package even if the hardware does not support dies at all. To avoid showing such non-existing dies, hwloc will filter them out if all of them are identical to packages. This is functionally equivalent to <a href="#">HWLOC_TYPE_FILTER_KEEP_STRUCTURE</a> being enforced for Dies versus Packages.</p>

### 23.4.5 Function Documentation

#### 23.4.5.1 hwloc\_compare\_types()

```
int hwloc_compare_types (
    hwloc_obj_type_t type1,
    hwloc_obj_type_t type2 )
```

Compare the depth of two object types.

Types shouldn't be compared as they are, since newer ones may be added in the future.

##### Returns

A negative integer if `type1` objects usually include `type2` objects.

A positive integer if `type1` objects are usually included in `type2` objects.

0 if `type1` and `type2` objects are the same.

[HWLOC\\_TYPE\\_UNORDERED](#) if objects cannot be compared (because neither is usually contained in the other).

##### Note

Object types containing CPUs can always be compared (usually, a machine contains packages, which contain caches, which contain cores, which contain PUs).

[HWLOC\\_OBJ\\_PU](#) will always be the deepest, while [HWLOC\\_OBJ\\_MACHINE](#) is always the highest.

This does not mean that the actual topology will respect that order: e.g. as of today cores may also contain caches, and packages may also contain nodes. This is thus just to be seen as a fallback comparison method.

## 23.5 Object Structure and Attributes

### Data Structures

- struct [hwloc\\_obj](#)
- union [hwloc\\_obj\\_attr\\_u](#)
- struct [hwloc\\_info\\_s](#)

### Typedefs

- typedef struct [hwloc\\_obj](#) \* [hwloc\\_obj\\_t](#)

#### 23.5.1 Detailed Description

#### 23.5.2 Typedef Documentation

##### 23.5.2.1 hwloc\_obj\_t

```
typedef struct hwloc\_obj* hwloc\_obj\_t
```

Convenience typedef; a pointer to a struct [hwloc\\_obj](#).

## 23.6 Topology Creation and Destruction

### Typedefs

- typedef struct [hwloc\\_topology](#) \* [hwloc\\_topology\\_t](#)

## Functions

- int [hwloc\\_topology\\_init](#) ([hwloc\\_topology\\_t](#) \*topologyp)
- int [hwloc\\_topology\\_load](#) ([hwloc\\_topology\\_t](#) topology)
- void [hwloc\\_topology\\_destroy](#) ([hwloc\\_topology\\_t](#) topology)
- int [hwloc\\_topology\\_dup](#) ([hwloc\\_topology\\_t](#) \*newtopology, [hwloc\\_topology\\_t](#) oldtopology)
- int [hwloc\\_topology\\_abi\\_check](#) ([hwloc\\_topology\\_t](#) topology)
- void [hwloc\\_topology\\_check](#) ([hwloc\\_topology\\_t](#) topology)

### 23.6.1 Detailed Description

### 23.6.2 Typedef Documentation

#### 23.6.2.1 [hwloc\\_topology\\_t](#)

```
typedef struct hwloc_topology* hwloc\_topology\_t
```

Topology context.

To be initialized with [hwloc\\_topology\\_init\(\)](#) and built with [hwloc\\_topology\\_load\(\)](#).

### 23.6.3 Function Documentation

#### 23.6.3.1 [hwloc\\_topology\\_abi\\_check\(\)](#)

```
int hwloc\_topology\_abi\_check (
    hwloc\_topology\_t topology )
```

Verify that the topology is compatible with the current hwloc library.

This is useful when using the same topology structure (in memory) in different libraries that may use different hwloc installations (for instance if one library embeds a specific version of hwloc, while another library uses a default system-wide hwloc installation).

If all libraries/programs use the same hwloc installation, this function always returns success.

#### Returns

0 on success.

-1 with `errno` set to `EINVAL` if incompatible.

#### Note

If sharing between processes with [hwloc\\_shmem\\_topology\\_write\(\)](#), the relevant check is already performed inside [hwloc\\_shmem\\_topology\\_adopt\(\)](#).

#### 23.6.3.2 [hwloc\\_topology\\_check\(\)](#)

```
void hwloc\_topology\_check (
    hwloc\_topology\_t topology )
```

Run internal checks on a topology structure.

The program aborts if an inconsistency is detected in the given topology.

#### Parameters

<i>topology</i>	is the topology to be checked
-----------------	-------------------------------

**Note**

This routine is only useful to developers.

The input topology should have been previously loaded with `hwloc_topology_load()`.

**23.6.3.3 hwloc\_topology\_destroy()**

```
void hwloc_topology_destroy (
    hwloc_topology_t topology )
```

Terminate and free a topology context.

**Parameters**

<i>topology</i>	is the topology to be freed
-----------------	-----------------------------

**23.6.3.4 hwloc\_topology\_dup()**

```
int hwloc_topology_dup (
    hwloc_topology_t * newtopology,
    hwloc_topology_t oldtopology )
```

Duplicate a topology.

The entire topology structure as well as its objects are duplicated into a new one.

This is useful for keeping a backup while modifying a topology.

**Returns**

0 on success, -1 on error.

**Note**

Object userdata is not duplicated since hwloc does not know what it point to. The objects of both old and new topologies will point to the same userdata.

**23.6.3.5 hwloc\_topology\_init()**

```
int hwloc_topology_init (
    hwloc_topology_t * topologyp )
```

Allocate a topology context.

**Parameters**

out	<i>topologyp</i>	is assigned a pointer to the new allocated context.
-----	------------------	-----------------------------------------------------

**Returns**

0 on success, -1 on error.

**23.6.3.6 hwloc\_topology\_load()**

```
int hwloc_topology_load (
    hwloc_topology_t topology )
```

Build the actual topology.

Build the actual topology once initialized with [hwloc\\_topology\\_init\(\)](#) and tuned with [Topology Detection Configuration and Query](#) and [Changing the Source of Topology Discovery](#) routines. No other routine may be called earlier using this topology context.

#### Parameters

<code>topology</code>	is the topology to be loaded with objects.
-----------------------	--------------------------------------------

#### Returns

0 on success, -1 on error.

#### Note

On failure, the topology is reinitialized. It should be either destroyed with [hwloc\\_topology\\_destroy\(\)](#) or configured and loaded again.

This function may be called only once per topology.

The binding of the current thread or process may temporarily change during this call but it will be restored before it returns.

#### See also

[Topology Detection Configuration and Query](#) and [Changing the Source of Topology Discovery](#)

## 23.7 Object levels, depths and types

### Enumerations

- enum [hwloc\\_get\\_type\\_depth\\_e](#) {  
[HWLOC\\_TYPE\\_DEPTH\\_UNKNOWN](#) , [HWLOC\\_TYPE\\_DEPTH\\_MULTIPLE](#) , [HWLOC\\_TYPE\\_DEPTH\\_NUMANODE](#)  
, [HWLOC\\_TYPE\\_DEPTH\\_BRIDGE](#) ,  
[HWLOC\\_TYPE\\_DEPTH\\_PCI\\_DEVICE](#) , [HWLOC\\_TYPE\\_DEPTH\\_OS\\_DEVICE](#) , [HWLOC\\_TYPE\\_DEPTH\\_MISC](#)  
, [HWLOC\\_TYPE\\_DEPTH\\_MEMCACHE](#) }

### Functions

- int [hwloc\\_topology\\_get\\_depth](#) ([hwloc\\_topology\\_t](#) restrict topology)
- int [hwloc\\_get\\_type\\_depth](#) ([hwloc\\_topology\\_t](#) topology, [hwloc\\_obj\\_type\\_t](#) type)
- int [hwloc\\_get\\_memory\\_parents\\_depth](#) ([hwloc\\_topology\\_t](#) topology)
- static int [hwloc\\_get\\_type\\_or\\_below\\_depth](#) ([hwloc\\_topology\\_t](#) topology, [hwloc\\_obj\\_type\\_t](#) type)
- static int [hwloc\\_get\\_type\\_or\\_above\\_depth](#) ([hwloc\\_topology\\_t](#) topology, [hwloc\\_obj\\_type\\_t](#) type)
- [hwloc\\_obj\\_type\\_t](#) [hwloc\\_get\\_depth\\_type](#) ([hwloc\\_topology\\_t](#) topology, int depth)
- unsigned [hwloc\\_get\\_nbobjs\\_by\\_depth](#) ([hwloc\\_topology\\_t](#) topology, int depth)
- static int [hwloc\\_get\\_nbobjs\\_by\\_type](#) ([hwloc\\_topology\\_t](#) topology, [hwloc\\_obj\\_type\\_t](#) type)
- static [hwloc\\_obj\\_t](#) [hwloc\\_get\\_root\\_obj](#) ([hwloc\\_topology\\_t](#) topology)
- [hwloc\\_obj\\_t](#) [hwloc\\_get\\_obj\\_by\\_depth](#) ([hwloc\\_topology\\_t](#) topology, int depth, unsigned idx)
- static [hwloc\\_obj\\_t](#) [hwloc\\_get\\_obj\\_by\\_type](#) ([hwloc\\_topology\\_t](#) topology, [hwloc\\_obj\\_type\\_t](#) type, unsigned idx)
- static [hwloc\\_obj\\_t](#) [hwloc\\_get\\_next\\_obj\\_by\\_depth](#) ([hwloc\\_topology\\_t](#) topology, int depth, [hwloc\\_obj\\_t](#) prev)
- static [hwloc\\_obj\\_t](#) [hwloc\\_get\\_next\\_obj\\_by\\_type](#) ([hwloc\\_topology\\_t](#) topology, [hwloc\\_obj\\_type\\_t](#) type, [hwloc\\_obj\\_t](#) prev)



### 23.7.1 Detailed Description

Be sure to see the figure in [Terms and Definitions](#) that shows a complete topology tree, including depths, child/sibling/cousin relationships, and an example of an asymmetric topology where one package has fewer caches than its peers.

### 23.7.2 Enumeration Type Documentation

#### 23.7.2.1 hwloc\_get\_type\_depth\_e

```
enum hwloc_get_type_depth_e
```

Enumerator

HWLOC_TYPE_DEPTH_UNKNOWN	No object of given type exists in the topology.
HWLOC_TYPE_DEPTH_MULTIPLE	Objects of given type exist at different depth in the topology (only for Groups).
HWLOC_TYPE_DEPTH_NUMANODE	Virtual depth for NUMA nodes.
HWLOC_TYPE_DEPTH_BRIDGE	Virtual depth for bridge object level.
HWLOC_TYPE_DEPTH_PCI_DEVICE	Virtual depth for PCI device object level.
HWLOC_TYPE_DEPTH_OS_DEVICE	Virtual depth for software device object level.
HWLOC_TYPE_DEPTH_MISC	Virtual depth for Misc object.
HWLOC_TYPE_DEPTH_MEMCACHE	Virtual depth for MemCache object.

### 23.7.3 Function Documentation

#### 23.7.3.1 hwloc\_get\_depth\_type()

```
hwloc_obj_type_t hwloc_get_depth_type (
    hwloc_topology_t topology,
    int depth )
```

Returns the type of objects at depth `depth`.

`depth` should be between 0 and [hwloc\\_topology\\_get\\_depth\(\)](#)-1, or a virtual depth such as [HWLOC\\_TYPE\\_DEPTH\\_NUMANODE](#).

Returns

The type of objects at depth `depth`.

([hwloc\\_obj\\_type\\_t](#))-1 if depth `depth` does not exist.

#### 23.7.3.2 hwloc\_get\_memory\_parents\_depth()

```
int hwloc_get_memory_parents_depth (
    hwloc_topology_t topology )
```

Return the depth of parents where memory objects are attached.

Memory objects have virtual negative depths because they are not part of the main CPU-side hierarchy of objects. This depth should not be compared with other level depths.

If all Memory objects are attached to Normal parents at the same depth, this parent depth may be compared to other as usual, for instance for knowing whether NUMA nodes is attached above or below Packages.

**Returns**

The depth of Normal parents of all memory children if all these parents have the same depth. For instance the depth of the Package level if all NUMA nodes are attached to Package objects.

[HWLOC\\_TYPE\\_DEPTH\\_MULTIPLE](#) if Normal parents of all memory children do not have the same depth. For instance if some NUMA nodes are attached to Packages while others are attached to Groups.

**23.7.3.3 hwloc\_get\_nbobjs\_by\_depth()**

```
unsigned hwloc_get_nbobjs_by_depth (
    hwloc_topology_t topology,
    int depth )
```

Returns the width of level at depth `depth`.

**Returns**

The number of objects at topology depth `depth`.

0 if there are no objects at depth `depth`.

**23.7.3.4 hwloc\_get\_nbobjs\_by\_type()**

```
static int hwloc_get_nbobjs_by_type (
    hwloc_topology_t topology,
    hwloc_obj_type_t type ) [inline], [static]
```

Returns the width of level type `type`.

**Returns**

The number of objects of type `type`.

-1 if there are multiple levels with objects of that type, e.g. [HWLOC\\_OBJ\\_GROUP](#).

0 if there are no objects at depth `depth`.

**23.7.3.5 hwloc\_get\_next\_obj\_by\_depth()**

```
static hwloc_obj_t hwloc_get_next_obj_by_depth (
    hwloc_topology_t topology,
    int depth,
    hwloc_obj_t prev ) [inline], [static]
```

Returns the next object at depth `depth`.

**Returns**

The first object at depth `depth` if `prev` is NULL.

The object after `prev` at depth `depth` if `prev` is not NULL.

NULL if there is no such object.

**23.7.3.6 hwloc\_get\_next\_obj\_by\_type()**

```
static hwloc_obj_t hwloc_get_next_obj_by_type (
    hwloc_topology_t topology,
    hwloc_obj_type_t type,
    hwloc_obj_t prev ) [inline], [static]
```

Returns the next object of type `type`.

**Returns**

The first object of type `type` if `prev` is `NULL`.

The object after `prev` of type `type` if `prev` is not `NULL`.

`NULL` if there is no such object.

`NULL` if there are multiple levels with objects of that type (e.g. [HWLOC\\_OBJ\\_GROUP](#)), the caller may fallback to [hwloc\\_get\\_obj\\_by\\_depth\(\)](#).

**23.7.3.7 hwloc\_get\_obj\_by\_depth()**

```
hwloc_obj_t hwloc_get_obj_by_depth (
    hwloc_topology_t topology,
    int depth,
    unsigned idx )
```

Returns the topology object at logical index `idx` from depth `depth`.

**Returns**

The object if it exists.

`NULL` if there is no object with this index and depth.

**23.7.3.8 hwloc\_get\_obj\_by\_type()**

```
static hwloc_obj_t hwloc_get_obj_by_type (
    hwloc_topology_t topology,
    hwloc_obj_type_t type,
    unsigned idx ) [inline], [static]
```

Returns the topology object at logical index `idx` with type `type`.

**Returns**

The object if it exists.

`NULL` if there is no object with this index and type.

`NULL` if there are multiple levels with objects of that type (e.g. [HWLOC\\_OBJ\\_GROUP](#)), the caller may fallback to [hwloc\\_get\\_obj\\_by\\_depth\(\)](#).

**23.7.3.9 hwloc\_get\_root\_obj()**

```
static hwloc_obj_t hwloc_get_root_obj (
    hwloc_topology_t topology ) [inline], [static]
```

Returns the top-object of the topology-tree.

Its type is [HWLOC\\_OBJ\\_MACHINE](#).

This function cannot return `NULL`.

**23.7.3.10 hwloc\_get\_type\_depth()**

```
int hwloc_get_type_depth (
    hwloc_topology_t topology,
    hwloc_obj_type_t type )
```

Returns the depth of objects of type `type`.

**Returns**

The depth of objects of type `type`.

A negative virtual depth if a NUMA node, I/O or Misc object type is given. These objects are stored in special levels that are not CPU-related. This virtual depth may be passed to other hwloc functions such as [hwloc\\_get\\_obj\\_by\\_depth\(\)](#) but it should not be considered as an actual depth by the application. In particular, it should not be compared with any other object depth or with the entire topology depth.

[HWLOC\\_TYPE\\_DEPTH\\_UNKNOWN](#) if no object of this type is present on the underlying architecture, or if the OS doesn't provide this kind of information.

[HWLOC\\_TYPE\\_DEPTH\\_MULTIPLE](#) if type [HWLOC\\_OBJ\\_GROUP](#) is given and multiple levels of Groups exist.

**Note**

If the type is absent but a similar type is acceptable, see also [hwloc\\_get\\_type\\_or\\_below\\_depth\(\)](#) and [hwloc\\_get\\_type\\_or\\_above\\_depth\(\)](#).

**See also**

[hwloc\\_get\\_memory\\_parents\\_depth\(\)](#) for managing the depth of memory objects.

[hwloc\\_type\\_sscanf\\_as\\_depth\(\)](#) for returning the depth of objects whose type is given as a string.

**23.7.3.11 hwloc\_get\_type\_or\_above\_depth()**

```
static int hwloc_get_type_or_above_depth (
    hwloc_topology_t topology,
    hwloc_obj_type_t type ) [inline], [static]
```

Returns the depth of objects of type `type` or above.

If no object of this type is present on the underlying architecture, the function returns the depth of the first "present" object typically containing `type`.

This function is only meaningful for normal object types. If a memory, I/O or Misc object type is given, the corresponding virtual depth is always returned (see [hwloc\\_get\\_type\\_depth\(\)](#)).

May return [HWLOC\\_TYPE\\_DEPTH\\_MULTIPLE](#) for [HWLOC\\_OBJ\\_GROUP](#) just like [hwloc\\_get\\_type\\_depth\(\)](#).

**23.7.3.12 hwloc\_get\_type\_or\_below\_depth()**

```
static int hwloc_get_type_or_below_depth (
    hwloc_topology_t topology,
    hwloc_obj_type_t type ) [inline], [static]
```

Returns the depth of objects of type `type` or below.

If no object of this type is present on the underlying architecture, the function returns the depth of the first "present" object typically found inside `type`.

This function is only meaningful for normal object types. If a memory, I/O or Misc object type is given, the corresponding virtual depth is always returned (see [hwloc\\_get\\_type\\_depth\(\)](#)).

May return [HWLOC\\_TYPE\\_DEPTH\\_MULTIPLE](#) for [HWLOC\\_OBJ\\_GROUP](#) just like [hwloc\\_get\\_type\\_depth\(\)](#).

**23.7.3.13 hwloc\_topology\_get\_depth()**

```
int hwloc_topology_get_depth (
    hwloc_topology_t restrict topology )
```

Get the depth of the hierarchical tree of objects.

This is the depth of [HWLOC\\_OBJ\\_PU](#) objects plus one.

**Returns**

the depth of the object tree.

**Note**

NUMA nodes, I/O and Misc objects are ignored when computing the depth of the tree (they are placed on special levels).

## 23.8 Converting between Object Types and Attributes, and Strings

**Functions**

- `const char * hwloc_obj_type_string (hwloc_obj_type_t type)`
- `int hwloc_obj_type_snprintf (char *restrict string, size_t size, hwloc_obj_t obj, int verbose)`
- `int hwloc_obj_attr_snprintf (char *restrict string, size_t size, hwloc_obj_t obj, const char *restrict separator, int verbose)`
- `int hwloc_type_sscanf (const char *string, hwloc_obj_type_t *typep, union hwloc_obj_attr_u *attrp, size_t attr-size)`
- `int hwloc_type_sscanf_as_depth (const char *string, hwloc_obj_type_t *typep, hwloc_topology_t topology, int *depthp)`

### 23.8.1 Detailed Description

### 23.8.2 Function Documentation

#### 23.8.2.1 hwloc\_obj\_attr\_snprintf()

```
int hwloc_obj_attr_snprintf (
    char *restrict string,
    size_t size,
    hwloc_obj_t obj,
    const char *restrict separator,
    int verbose )
```

Stringify the attributes of a given topology object into a human-readable form.

Attribute values are separated by `separator`.

Only the major attributes are printed in non-verbose mode.

If `size` is 0, `string` may safely be `NULL`.

**Returns**

the number of characters that were actually written if not truncating, or that would have been written (not including the ending `\0`).

#### 23.8.2.2 hwloc\_obj\_type\_snprintf()

```
int hwloc_obj_type_snprintf (
    char *restrict string,
    size_t size,
    hwloc_obj_t obj,
    int verbose )
```

Stringify the type of a given topology object into a human-readable form.

Contrary to `hwloc_obj_type_string()`, this function includes object-specific attributes (such as the Group depth, the Bridge type, or OS device type) in the output, and it requires the caller to provide the output buffer.

The output is guaranteed to be the same for all objects of a same topology level.

If `verbose` is 1, longer type names are used, e.g. L1Cache instead of L1.

The output string may be parsed back by [hwloc\\_type\\_sscanf\(\)](#).

If `size` is 0, `string` may safely be NULL.

#### Returns

the number of characters that were actually written if not truncating, or that would have been written (not including the ending `\0`).

#### 23.8.2.3 hwloc\_obj\_type\_string()

```
const char * hwloc_obj_type_string (
    hwloc_obj_type_t type )
```

Return a constant stringified object type.

This function is the basic way to convert a generic type into a string. The output string may be parsed back by [hwloc\\_type\\_sscanf\(\)](#).

[hwloc\\_obj\\_type\\_snprintf\(\)](#) may return a more precise output for a specific object, but it requires the caller to provide the output buffer.

#### Returns

A constant string containing the object type name or "Unknown".

#### 23.8.2.4 hwloc\_type\_sscanf()

```
int hwloc_type_sscanf (
    const char * string,
    hwloc_obj_type_t * typep,
    union hwloc_obj_attr_u * attrp,
    size_t attrsize )
```

Return an object type and attributes from a type string.

Convert strings such as "Package" or "L1iCache" into the corresponding types. Matching is case-insensitive, and only the first letters are actually required to match.

The matched object type is set in `typep` (which cannot be NULL).

Type-specific attributes, for instance Cache type, Cache depth, Group depth, Bridge type or OS Device type may be returned in `attrp`. Attributes that are not specified in the string (for instance "Group" without a depth, or "L2Cache" without a cache type) are set to -1.

`attrp` is only filled if not NULL and if its size specified in `attrsize` is large enough. It should be at least as large as union [hwloc\\_obj\\_attr\\_u](#).

#### Returns

0 if a type was correctly identified, otherwise -1.

#### Note

This function is guaranteed to match any string returned by [hwloc\\_obj\\_type\\_string\(\)](#) or [hwloc\\_obj\\_type\\_snprintf\(\)](#).

This is an extended version of the now deprecated [hwloc\\_obj\\_type\\_sscanf\(\)](#).

#### 23.8.2.5 hwloc\_type\_sscanf\_as\_depth()

```
int hwloc_type_sscanf_as_depth (
    const char * string,
    hwloc_obj_type_t * typep,
```

```
hwloc_topology_t topology,
int * depthp )
```

Return an object type and its level depth from a type string.

Convert strings such as "Package" or "L1iCache" into the corresponding types and return in `depthp` the depth of the corresponding level in the topology `topology`.

If no object of this type is present on the underlying architecture, [HWLOC\\_TYPE\\_DEPTH\\_UNKNOWN](#) is returned.

If multiple such levels exist (for instance if giving Group without any depth), the function may return [HWLOC\\_TYPE\\_DEPTH\\_MULTIPLE](#) instead.

The matched object type is set in `typep` if `typep` is non NULL.

#### Note

This function is similar to [hwloc\\_type\\_sscanf\(\)](#) followed by [hwloc\\_get\\_type\\_depth\(\)](#) but it also automatically disambiguates multiple group levels etc.

This function is guaranteed to match any string returned by [hwloc\\_obj\\_type\\_string\(\)](#) or [hwloc\\_obj\\_type\\_snprintf\(\)](#).

## 23.9 Consulting and Adding Info Attributes

### Functions

- static const char \* [hwloc\\_obj\\_get\\_info\\_by\\_name](#) (hwloc\_obj\_t obj, const char \*name)
- int [hwloc\\_obj\\_add\\_info](#) (hwloc\_obj\_t obj, const char \*name, const char \*value)
- int [hwloc\\_obj\\_set\\_subtype](#) (hwloc\_topology\_t topology, hwloc\_obj\_t obj, const char \*subtype)

### 23.9.1 Detailed Description

### 23.9.2 Function Documentation

#### 23.9.2.1 hwloc\_obj\_add\_info()

```
int hwloc_obj_add_info (
    hwloc_obj_t obj,
    const char * name,
    const char * value )
```

Add the given name and value pair to the given object info attributes.

The info pair is appended to the existing info array even if another pair with the same name already exists.

The input strings are copied before being added in the object infos.

#### Returns

0 on success, -1 on error.

#### Note

This function may be used to enforce object colors in the Istopo graphical output by adding "IstopoStyle" as a name and "Background=#rrggbb" as a value. See CUSTOM COLORS in the Istopo(1) manpage for details.

If `name` or `value` contain some non-printable characters, they will be dropped when exporting to XML, see [hwloc\\_topology\\_export\\_xml\(\)](#) in [hwloc/export.h](#).

#### 23.9.2.2 hwloc\_obj\_get\_info\_by\_name()

```
static const char * hwloc_obj_get_info_by_name (
    hwloc_obj_t obj,
    const char * name ) [inline], [static]
```

Search the given name in object infos and return the corresponding value.

If multiple info attributes match the given name, only the first one is returned.

**Returns**

A pointer to the value string if it exists.

NULL if no such info attribute exists.

**Note**

The string should not be freed by the caller, it belongs to the hwloc library.

**23.9.2.3 hwloc\_obj\_set\_subtype()**

```
int hwloc_obj_set_subtype (
    hwloc_topology_t topology,
    hwloc_obj_t obj,
    const char * subtype )
```

Set (or replace) the subtype of an object.

The given `subtype` is copied internally, the caller is responsible for freeing the original `subtype` if needed.

If another subtype already exists in `object`, it is replaced. The given `subtype` may be NULL to remove the existing subtype.

**Note**

This function is mostly meant to initialize the subtype of user-added objects such as groups with [hwloc\\_topology\\_alloc\\_group\\_object\(\)](#).

**Returns**

0 on success.

-1 with `errno` set to ENOMEM on failure to allocate memory.

## 23.10 CPU binding

**Enumerations**

- enum [hwloc\\_cpubind\\_flags\\_t](#) { HWLOC\_CPUBIND\_PROCESS, HWLOC\_CPUBIND\_THREAD, HWLOC\_CPUBIND\_STRICT, HWLOC\_CPUBIND\_NOMEMBIND }

**Functions**

- int [hwloc\\_set\\_cpubind](#) ([hwloc\\_topology\\_t](#) topology, [hwloc\\_const\\_cpuset\\_t](#) set, int flags)
- int [hwloc\\_get\\_cpubind](#) ([hwloc\\_topology\\_t](#) topology, [hwloc\\_cpuset\\_t](#) set, int flags)
- int [hwloc\\_set\\_proc\\_cpubind](#) ([hwloc\\_topology\\_t](#) topology, [hwloc\\_pid\\_t](#) pid, [hwloc\\_const\\_cpuset\\_t](#) set, int flags)
- int [hwloc\\_get\\_proc\\_cpubind](#) ([hwloc\\_topology\\_t](#) topology, [hwloc\\_pid\\_t](#) pid, [hwloc\\_cpuset\\_t](#) set, int flags)
- int [hwloc\\_set\\_thread\\_cpubind](#) ([hwloc\\_topology\\_t](#) topology, [hwloc\\_thread\\_t](#) thread, [hwloc\\_const\\_cpuset\\_t](#) set, int flags)
- int [hwloc\\_get\\_thread\\_cpubind](#) ([hwloc\\_topology\\_t](#) topology, [hwloc\\_thread\\_t](#) thread, [hwloc\\_cpuset\\_t](#) set, int flags)
- int [hwloc\\_get\\_last\\_cpu\\_location](#) ([hwloc\\_topology\\_t](#) topology, [hwloc\\_cpuset\\_t](#) set, int flags)
- int [hwloc\\_get\\_proc\\_last\\_cpu\\_location](#) ([hwloc\\_topology\\_t](#) topology, [hwloc\\_pid\\_t](#) pid, [hwloc\\_cpuset\\_t](#) set, int flags)



### 23.10.1 Detailed Description

Some operating systems only support binding threads or processes to a single PU. Others allow binding to larger sets such as entire Cores or Packages or even random sets of individual PUs. In such operating system, the scheduler is free to run the task on one of these PU, then migrate it to another PU, etc. It is often useful to call [hwloc\\_bitmap\\_singlify\(\)](#) on the target CPU set before passing it to the binding function to avoid these expensive migrations. See the documentation of [hwloc\\_bitmap\\_singlify\(\)](#) for details.

Some operating systems do not provide all hwloc-supported mechanisms to bind processes, threads, etc. [hwloc\\_topology\\_get\\_support\(\)](#) may be used to query about the actual CPU binding support in the currently used operating system.

When the requested binding operation is not available and the [HWLOC\\_CPUBIND\\_STRICT](#) flag was passed, the function returns -1. `errno` is set to `ENOSYS` when it is not possible to bind the requested kind of object processes/threads. `errno` is set to `EXDEV` when the requested cpuset can not be enforced (e.g. some systems only allow one CPU, and some other systems only allow one NUMA node).

If [HWLOC\\_CPUBIND\\_STRICT](#) was not passed, the function may fail as well, or the operating system may use a slightly different operation (with side-effects, smaller binding set, etc.) when the requested operation is not exactly supported. The most portable version that should be preferred over the others, whenever possible, is the following one which just binds the current program, assuming it is single-threaded:

```
hwloc_set_cpubind(topology, set, 0),
```

If the program may be multithreaded, the following one should be preferred to only bind the current thread:

```
hwloc_set_cpubind(topology, set, HWLOC_CPUBIND_THREAD),
```

#### See also

Some example codes are available under `doc/examples/` in the source tree.

#### Note

To unbind, just call the binding function with either a full cpuset or a cpuset equal to the system cpuset.

On some operating systems, CPU binding may have effects on memory binding, see [HWLOC\\_CPUBIND\\_NOMEMBIND](#)

Running `lstopo --top` or `hwloc-ps` can be a very convenient tool to check how binding actually happened.

### 23.10.2 Enumeration Type Documentation

#### 23.10.2.1 hwloc\_cpubind\_flags\_t

```
enum hwloc_cpubind_flags_t
```

Process/Thread binding flags.

These bit flags can be used to refine the binding policy.

The default (0) is to bind the current process, assumed to be single-threaded, in a non-strict way. This is the most portable way to bind as all operating systems usually provide it.

#### Note

Not all systems support all kinds of binding. See the "Detailed Description" section of [CPU binding](#) for a description of errors that can occur.

#### Enumerator

<code>HWLOC_CPUBIND_PROCESS</code>	Bind all threads of the current (possibly) multithreaded process.
<code>HWLOC_CPUBIND_THREAD</code>	Bind current thread of current process.

## Enumerator

HWLOC_CPUBIND_STRICT	<p>Request for strict binding from the OS. By default, when the designated CPUs are all busy while other CPUs are idle, operating systems may execute the thread/process on those other CPUs instead of the designated CPUs, to let them progress anyway. Strict binding means that the thread/process will <i>_never_</i> execute on other CPUs than the designated CPUs, even when those are busy with other tasks and other CPUs are idle.</p> <p><b>Note</b></p> <p>Depending on the operating system, strict binding may not be possible (e.g., the OS does not implement it) or not allowed (e.g., for an administrative reasons), and the function will fail in that case.</p> <p>When retrieving the binding of a process, this flag checks whether all its threads actually have the same binding. If the flag is not given, the binding of each thread will be accumulated.</p> <p><b>Note</b></p> <p>This flag is meaningless when retrieving the binding of a thread.</p>
HWLOC_CPUBIND_NOMEMBIND	<p>Avoid any effect on memory binding. On some operating systems, some CPU binding function would also bind the memory on the corresponding NUMA node. It is often not a problem for the application, but if it is, setting this flag will make hwloc avoid using OS functions that would also bind memory. This will however reduce the support of CPU bindings, i.e. potentially return -1 with <code>errno</code> set to <code>ENOSYS</code> in some cases.</p> <p>This flag is only meaningful when used with functions that set the CPU binding. It is ignored when used with functions that get CPU binding information.</p>

### 23.10.3 Function Documentation

#### 23.10.3.1 hwloc\_get\_cpubind()

```
int hwloc_get_cpubind (
    hwloc_topology_t topology,
    hwloc_cpuset_t set,
    int flags )
```

Get current process or thread binding.

The CPU-set `set` (previously allocated by the caller) is filled with the list of PUs which the process or thread (according to `flags`) was last bound to.

##### Returns

0 on success, -1 on error.

#### 23.10.3.2 hwloc\_get\_last\_cpu\_location()

```
int hwloc_get_last_cpu_location (
    hwloc_topology_t topology,
    hwloc_cpuset_t set,
    int flags )
```

Get the last physical CPU where the current process or thread ran.

The CPU-set `set` (previously allocated by the caller) is filled with the list of PUs which the process or thread (according to `flags`) last ran on.

The operating system may move some tasks from one processor to another at any time according to their binding, so this function may return something that is already outdated.

`flags` can include either `HWLOC_CPUBIND_PROCESS` or `HWLOC_CPUBIND_THREAD` to specify whether the query should be for the whole process (union of all CPUs on which all threads are running), or only the current thread. If the process is single-threaded, `flags` can be set to zero to let hwloc use whichever method is available on the underlying OS.

#### Returns

0 on success, -1 on error.

### 23.10.3.3 hwloc\_get\_proc\_cpubind()

```
int hwloc_get_proc_cpubind (
    hwloc_topology_t topology,
    hwloc_pid_t pid,
    hwloc_cpuset_t set,
    int flags )
```

Get the current physical binding of process `pid`.

The CPU-set `set` (previously allocated by the caller) is filled with the list of PUs which the process was last bound to.

#### Returns

0 on success, -1 on error.

#### Note

`hwloc_pid_t` is `pid_t` on Unix platforms, and `HANDLE` on native Windows platforms.

As a special case on Linux, if a `tid` (thread ID) is supplied instead of a `pid` (process ID) and `HWLOC_CPUBIND_THREAD` is passed in `flags`, the binding for that specific thread is returned.

On non-Linux systems, `HWLOC_CPUBIND_THREAD` can not be used in `flags`.

### 23.10.3.4 hwloc\_get\_proc\_last\_cpu\_location()

```
int hwloc_get_proc_last_cpu_location (
    hwloc_topology_t topology,
    hwloc_pid_t pid,
    hwloc_cpuset_t set,
    int flags )
```

Get the last physical CPU where a process ran.

The CPU-set `set` (previously allocated by the caller) is filled with the list of PUs which the process last ran on.

The operating system may move some tasks from one processor to another at any time according to their binding, so this function may return something that is already outdated.

#### Returns

0 on success, -1 on error.

#### Note

`hwloc_pid_t` is `pid_t` on Unix platforms, and `HANDLE` on native Windows platforms.

As a special case on Linux, if a `tid` (thread ID) is supplied instead of a `pid` (process ID) and `HWLOC_CPUBIND_THREAD` is passed in `flags`, the last CPU location of that specific thread is returned.

On non-Linux systems, `HWLOC_CPUBIND_THREAD` can not be used in `flags`.

### 23.10.3.5 hwloc\_get\_thread\_cpubind()

```
int hwloc_get_thread_cpubind (
    hwloc_topology_t topology,
    hwloc_thread_t thread,
    hwloc_cpuset_t set,
    int flags )
```

Get the current physical binding of thread `tid`.

The CPU-set `set` (previously allocated by the caller) is filled with the list of PUs which the thread was last bound to.

#### Returns

0 on success, -1 on error.

#### Note

`hwloc_thread_t` is `pthread_t` on Unix platforms, and `HANDLE` on native Windows platforms.

`HWLOC_CPUBIND_PROCESS` can not be used in `flags`.

### 23.10.3.6 hwloc\_set\_cpubind()

```
int hwloc_set_cpubind (
    hwloc_topology_t topology,
    hwloc_const_cpuset_t set,
    int flags )
```

Bind current process or thread on CPUs given in physical bitmap `set`.

#### Returns

0 on success.

-1 with `errno` set to `ENOSYS` if the action is not supported.

-1 with `errno` set to `EXDEV` if the binding cannot be enforced.

### 23.10.3.7 hwloc\_set\_proc\_cpubind()

```
int hwloc_set_proc_cpubind (
    hwloc_topology_t topology,
    hwloc_pid_t pid,
    hwloc_const_cpuset_t set,
    int flags )
```

Bind a process `pid` on CPUs given in physical bitmap `set`.

#### Returns

0 on success, -1 on error.

#### Note

`hwloc_pid_t` is `pid_t` on Unix platforms, and `HANDLE` on native Windows platforms.

As a special case on Linux, if a `tid` (thread ID) is supplied instead of a `pid` (process ID) and `HWLOC_CPUBIND_THREAD` is passed in `flags`, the binding is applied to that specific thread.

On non-Linux systems, `HWLOC_CPUBIND_THREAD` can not be used in `flags`.

### 23.10.3.8 hwloc\_set\_thread\_cpubind()

```
int hwloc_set_thread_cpubind (
    hwloc_topology_t topology,
    hwloc_thread_t thread,
    hwloc_const_cpuset_t set,
    int flags )
```

Bind a thread `thread` on CPUs given in physical bitmap `set`.

#### Returns

0 on success, -1 on error.

#### Note

`hwloc_thread_t` is `pthread_t` on Unix platforms, and `HANDLE` on native Windows platforms.

`HWLOC_CPUBIND_PROCESS` can not be used in `flags`.

## 23.11 Memory binding

### Enumerations

- enum `hwloc_membind_policy_t` {  
`HWLOC_MEMBIND_DEFAULT`, `HWLOC_MEMBIND_FIRSTTOUCH`, `HWLOC_MEMBIND_BIND`, `HWLOC_MEMBIND_INTERLEAVE`,  
`HWLOC_MEMBIND_WEIGHTED_INTERLEAVE`, `HWLOC_MEMBIND_NEXTTOUCH`, `HWLOC_MEMBIND_MIXED`  
 }
- enum `hwloc_membind_flags_t` {  
`HWLOC_MEMBIND_PROCESS`, `HWLOC_MEMBIND_THREAD`, `HWLOC_MEMBIND_STRICT`, `HWLOC_MEMBIND_MIGRATE`,  
`HWLOC_MEMBIND_NOCPUBIND`, `HWLOC_MEMBIND_BYNODESET` }

### Functions

- int `hwloc_set_membind` (`hwloc_topology_t` topology, `hwloc_const_bitmap_t` set, `hwloc_membind_policy_t` policy, int flags)
- int `hwloc_get_membind` (`hwloc_topology_t` topology, `hwloc_bitmap_t` set, `hwloc_membind_policy_t` \*policy, int flags)
- int `hwloc_set_proc_membind` (`hwloc_topology_t` topology, `hwloc_pid_t` pid, `hwloc_const_bitmap_t` set, `hwloc_membind_policy_t` policy, int flags)
- int `hwloc_get_proc_membind` (`hwloc_topology_t` topology, `hwloc_pid_t` pid, `hwloc_bitmap_t` set, `hwloc_membind_policy_t` \*policy, int flags)
- int `hwloc_set_area_membind` (`hwloc_topology_t` topology, const void \*addr, size\_t len, `hwloc_const_bitmap_t` set, `hwloc_membind_policy_t` policy, int flags)
- int `hwloc_get_area_membind` (`hwloc_topology_t` topology, const void \*addr, size\_t len, `hwloc_bitmap_t` set, `hwloc_membind_policy_t` \*policy, int flags)
- int `hwloc_get_area_memlocation` (`hwloc_topology_t` topology, const void \*addr, size\_t len, `hwloc_bitmap_t` set, int flags)
- void \* `hwloc_alloc` (`hwloc_topology_t` topology, size\_t len)
- void \* `hwloc_alloc_membind` (`hwloc_topology_t` topology, size\_t len, `hwloc_const_bitmap_t` set, `hwloc_membind_policy_t` policy, int flags)
- static void \* `hwloc_alloc_membind_policy` (`hwloc_topology_t` topology, size\_t len, `hwloc_const_bitmap_t` set, `hwloc_membind_policy_t` policy, int flags)
- int `hwloc_free` (`hwloc_topology_t` topology, void \*addr, size\_t len)

### 23.11.1 Detailed Description

Memory binding can be done three ways:

- explicit memory allocation thanks to [hwloc\\_alloc\\_membind\(\)](#) and friends: the binding will have effect on the memory allocated by these functions.
- implicit memory binding through binding policy: [hwloc\\_set\\_membind\(\)](#) and friends only define the current policy of the process, which will be applied to the subsequent calls to [malloc\(\)](#) and friends.
- migration of existing memory ranges, thanks to [hwloc\\_set\\_area\\_membind\(\)](#) and friends, which move already-allocated data.

Not all operating systems support all three ways. [hwloc\\_topology\\_get\\_support\(\)](#) may be used to query about the actual memory binding support in the currently used operating system.

When the requested binding operation is not available and the [HWLOC\\_MEMBIND\\_STRICT](#) flag was passed, the function returns -1. `errno` will be set to `ENOSYS` when the system does support the specified action or policy (e.g., some systems only allow binding memory on a per-thread basis, whereas other systems only allow binding memory for all threads in a process). `errno` will be set to `EXDEV` when the requested set can not be enforced (e.g., some systems only allow binding memory to a single NUMA node).

If [HWLOC\\_MEMBIND\\_STRICT](#) was not passed, the function may fail as well, or the operating system may use a slightly different operation (with side-effects, smaller binding set, etc.) when the requested operation is not exactly supported.

The most portable form that should be preferred over the others whenever possible is as follows. It allocates some memory hopefully bound to the specified set. To do so, hwloc will possibly have to change the current memory binding policy in order to actually get the memory bound, if the OS does not provide any other way to simply allocate bound memory without changing the policy for all allocations. That is the difference with [hwloc\\_alloc\\_membind\(\)](#), which will never change the current memory binding policy.

```
hwloc_alloc_membind_policy(topology, size, set,
                          HWLOC_MEMBIND_BIND, 0);
```

Each hwloc memory binding function takes a bitmap argument that is a CPU set by default, or a NUMA memory node set if the flag [HWLOC\\_MEMBIND\\_BYNODESET](#) is specified. See [Object Sets \(hwloc\\_cpuset\\_t and hwloc\\_node\\_t\)](#) and [The bitmap API](#) for a discussion of CPU sets and NUMA memory node sets. It is also possible to convert between CPU set and node set using [hwloc\\_cpuset\\_to\\_node\\_t\(\)](#) or [hwloc\\_cpuset\\_from\\_node\\_t\(\)](#).

Memory binding by CPU set cannot work for CPU-less NUMA memory nodes. Binding by node set should therefore be preferred whenever possible.

See also

Some example codes are available under `doc/examples/` in the source tree.

Note

On some operating systems, memory binding affects the CPU binding; see [HWLOC\\_MEMBIND\\_NOCPUBIND](#)

### 23.11.2 Enumeration Type Documentation

#### 23.11.2.1 hwloc\_membind\_flags\_t

```
enum hwloc_membind_flags_t
```

Memory binding flags.

These flags can be used to refine the binding policy. All flags can be logically OR'ed together with the exception of [HWLOC\\_MEMBIND\\_PROCESS](#) and [HWLOC\\_MEMBIND\\_THREAD](#); these two flags are mutually exclusive.

Not all systems support all kinds of binding. [hwloc\\_topology\\_get\\_support\(\)](#) may be used to query about the actual memory binding support in the currently used operating system. See the "Detailed Description" section of [Memory binding](#) for a description of errors that can occur.

## Enumerator

HWLOC_MEMBIND_PROCESS	Set policy for all threads of the specified (possibly multithreaded) process. This flag is mutually exclusive with <a href="#">HWLOC_MEMBIND_THREAD</a> .
HWLOC_MEMBIND_THREAD	Set policy for a specific thread of the current process. This flag is mutually exclusive with <a href="#">HWLOC_MEMBIND_PROCESS</a> .
HWLOC_MEMBIND_STRICT	Request strict binding from the OS. The function will fail if the binding can not be guaranteed / completely enforced. This flag has slightly different meanings depending on which function it is used with.
HWLOC_MEMBIND_MIGRATE	Migrate existing allocated memory. If the memory cannot be migrated and the <a href="#">HWLOC_MEMBIND_STRICT</a> flag is passed, an error will be returned.
HWLOC_MEMBIND_NOCPUBIND	Avoid any effect on CPU binding. On some operating systems, some underlying memory binding functions also bind the application to the corresponding CPU(s). Using this flag will cause hwloc to avoid using OS functions that could potentially affect CPU bindings. Note, however, that using NOCPUBIND may reduce hwloc's overall memory binding support. Specifically: some of hwloc's memory binding functions may fail with errno set to <code>ENOSYS</code> when used with NOCPUBIND.
HWLOC_MEMBIND_BYNODESET	Consider the bitmap argument as a nodeset. The bitmap argument is considered a nodeset if this flag is given, or a cpuset otherwise by default. Memory binding by CPU set cannot work for CPU-less NUMA memory nodes. Binding by nodeset should therefore be preferred whenever possible.

## 23.11.2.2 hwloc\_membind\_policy\_t

```
enum hwloc_membind_policy_t
```

Memory binding policy.

These constants can be used to choose the binding policy. Only one policy can be used at a time (i.e., the values cannot be OR'ed together).

Not all systems support all kinds of binding. [hwloc\\_topology\\_get\\_support\(\)](#) may be used to query about the actual memory binding policy support in the currently used operating system. See the "Detailed Description" section of [Memory binding](#) for a description of errors that can occur.

## Enumerator

HWLOC_MEMBIND_DEFAULT	Reset the memory allocation policy to the system default. Depending on the operating system, this may correspond to <a href="#">HWLOC_MEMBIND_FIRSTTOUCH</a> (Linux, FreeBSD), or <a href="#">HWLOC_MEMBIND_BIND</a> (AIX, HP-UX, Solaris, Windows). This policy is never returned by get_membind functions. The nodeset argument is ignored.
HWLOC_MEMBIND_FIRSTTOUCH	Allocate each memory page individually on the local NUMA node of the thread that touches it. The given nodeset should usually be <a href="#">hwloc_topology_get_topology_nodeset()</a> so that the touching thread may run and allocate on any node in the system. On AIX, if the nodeset is smaller, pages are allocated locally (if the local node is in the nodeset) or from a random non-local node (otherwise).

## Enumerator

HWLOC_MEMBIND_BIND	Allocate memory on the specified nodes. The actual behavior may slightly vary between operating systems, especially when (some of) the requested nodes are full. On Linux, by default, the MPOL_PREFERRED_MANY (or MPOL_PREFERRED) policy is used. However, if the hwloc strict flag is also given, the Linux MPOL_BIND policy is rather used.
HWLOC_MEMBIND_INTERLEAVE	Allocate memory on the given nodes in an interleaved / round-robin manner. The precise layout of the memory across multiple NUMA nodes is OS/system specific. Interleaving can be useful when threads distributed across the specified NUMA nodes will all be accessing the whole memory range concurrently, since the interleave will then balance the memory references.
HWLOC_MEMBIND_WEIGHTED_INTERLEAVE	Allocate memory on the given nodes in an interleaved / weighted manner. The precise layout of the memory across multiple NUMA nodes is OS/system specific. Weighted interleaving can be useful when threads distributed across the specified NUMA nodes with different bandwidth capabilities will all be accessing the whole memory range concurrently, since the interleave will then balance the memory references.
HWLOC_MEMBIND_NEXTTOUCH	For each page bound with this policy, by next time it is touched (and next time only), it is moved from its current location to the local NUMA node of the thread where the memory reference occurred (if it needs to be moved at all).
HWLOC_MEMBIND_MIXED	Returned by get_membind() functions when multiple threads or parts of a memory area have differing memory binding policies. Also returned when binding is unknown because binding hooks are empty when the topology is loaded from XML without HWLOC_THISSYSTEM=1, etc.

### 23.11.3 Function Documentation

#### 23.11.3.1 hwloc\_alloc()

```
void * hwloc_alloc (
    hwloc_topology_t topology,
    size_t len )
```

Allocate some memory.

This is equivalent to malloc(), except that it tries to allocate page-aligned memory from the OS.

##### Returns

a pointer to the allocated area, or NULL on error.

##### Note

The allocated memory should be freed with [hwloc\\_free\(\)](#).

#### 23.11.3.2 hwloc\_alloc\_membind()

```
void * hwloc_alloc_membind (
    hwloc_topology_t topology,
```



```

size_t len,
hwloc_const_bitmap_t set,
hwloc_membind_policy_t policy,
int flags )

```

Allocate some memory on NUMA memory nodes specified by `set`.

#### Returns

a pointer to the allocated area.

NULL with `errno` set to `ENOSYS` if the action is not supported and `HWLOC_MEMBIND_STRICT` is given.

NULL with `errno` set to `EXDEV` if the binding cannot be enforced and `HWLOC_MEMBIND_STRICT` is given.

NULL with `errno` set to `ENOMEM` if the memory allocation failed even before trying to bind.

If `HWLOC_MEMBIND_BYNODESET` is specified, `set` is considered a nodeset. Otherwise it's a cpuset.

#### Note

The allocated memory should be freed with `hwloc_free()`.

### 23.11.3.3 `hwloc_alloc_membind_policy()`

```

static void * hwloc_alloc_membind_policy (
    hwloc_topology_t topology,
    size_t len,
    hwloc_const_bitmap_t set,
    hwloc_membind_policy_t policy,
    int flags ) [inline], [static]

```

Allocate some memory on NUMA memory nodes specified by `set`.

First, try to allocate properly with `hwloc_alloc_membind()`. On failure, the current process or thread memory binding policy is changed with `hwloc_set_membind()` before allocating memory. Thus this function works in more cases, at the expense of changing the current state (possibly affecting future allocations that would not specify any policy).

If `HWLOC_MEMBIND_BYNODESET` is specified, `set` is considered a nodeset. Otherwise it's a cpuset.

#### Returns

a pointer to the allocated area, or NULL on error.

### 23.11.3.4 `hwloc_free()`

```

int hwloc_free (
    hwloc_topology_t topology,
    void * addr,
    size_t len )

```

Free memory that was previously allocated by `hwloc_alloc()` or `hwloc_alloc_membind()`.

#### Returns

0 on success, -1 on error.

### 23.11.3.5 `hwloc_get_area_membind()`

```

int hwloc_get_area_membind (
    hwloc_topology_t topology,
    const void * addr,
    size_t len,

```

```
hwloc_bitmap_t set,
hwloc_membind_policy_t * policy,
int flags )
```

Query the CPUs near the physical NUMA node(s) and binding policy of the memory identified by (addr, len).

The bitmap `set` (previously allocated by the caller) is filled with the memory area binding.

This function has two output parameters: `set` and `policy`. The values returned in these parameters depend on both the `flags` passed in and the memory binding policies and nodesets of the pages in the address range.

If `HWLOC_MEMBIND_STRICT` is specified, the target pages are first checked to see if they all have the same memory binding policy and nodeset. If they do not, -1 is returned and `errno` is set to `EXDEV`. If they are identical across all pages, the `set` and `policy` are returned in `set` and `policy`, respectively.

If `HWLOC_MEMBIND_STRICT` is not specified, the union of all NUMA node(s) containing pages in the address range is calculated. If all pages in the target have the same policy, it is returned in `policy`. Otherwise, `policy` is set to `HWLOC_MEMBIND_MIXED`.

If `HWLOC_MEMBIND_BYNODESET` is specified, `set` is considered a nodeset. Otherwise it's a cpuset.

If any other flags are specified, -1 is returned and `errno` is set to `EINVAL`.

#### Returns

0 on success.

-1 with `errno` set to `EINVAL` if `len` is 0.

### 23.11.3.6 hwloc\_get\_area\_memlocation()

```
int hwloc_get_area_memlocation (
    hwloc_topology_t topology,
    const void * addr,
    size_t len,
    hwloc_bitmap_t set,
    int flags )
```

Get the NUMA nodes where memory identified by (addr, len) is physically allocated.

The bitmap `set` (previously allocated by the caller) is filled according to the NUMA nodes where the memory area pages are physically allocated. If no page is actually allocated yet, `set` may be empty.

If pages spread to multiple nodes, it is not specified whether they spread equitably, or whether most of them are on a single node, etc.

The operating system may move memory pages from one processor to another at any time according to their binding, so this function may return something that is already outdated.

If `HWLOC_MEMBIND_BYNODESET` is specified in `flags`, `set` is considered a nodeset. Otherwise it's a cpuset.

If `len` is 0, `set` is emptied.

#### Returns

0 on success, -1 on error.

### 23.11.3.7 hwloc\_get\_membind()

```
int hwloc_get_membind (
    hwloc_topology_t topology,
    hwloc_bitmap_t set,
    hwloc_membind_policy_t * policy,
    int flags )
```

Query the default memory binding policy and physical locality of the current process or thread.

The bitmap `set` (previously allocated by the caller) is filled with the process or thread memory binding.

This function has two output parameters: `set` and `policy`. The values returned in these parameters depend on both the `flags` passed in and the current memory binding policies and nodesets in the queried target.

Passing the `HWLOC_MEMBIND_PROCESS` flag specifies that the query target is the current policies and nodesets for all the threads in the current process. Passing `HWLOC_MEMBIND_THREAD` specifies that the query target is the current policy and nodeset for only the thread invoking this function.

If neither of these flags are passed (which is the most portable method), the process is assumed to be single threaded. This allows hwloc to use either process-based OS functions or thread-based OS functions, depending on which are available.

`HWLOC_MEMBIND_STRICT` is only meaningful when `HWLOC_MEMBIND_PROCESS` is also specified. In this case, hwloc will check the default memory policies and nodesets for all threads in the process. If they are not identical, -1 is returned and `errno` is set to `EXDEV`. If they are identical, the values are returned in `set` and `policy`.

Otherwise, if `HWLOC_MEMBIND_PROCESS` is specified (and `HWLOC_MEMBIND_STRICT` is *not* specified), the default set from each thread is logically OR'ed together. If all threads' default policies are the same, `policy` is set to that policy. If they are different, `policy` is set to `HWLOC_MEMBIND_MIXED`.

In the `HWLOC_MEMBIND_THREAD` case (or when neither `HWLOC_MEMBIND_PROCESS` or `HWLOC_MEMBIND_THREAD` is specified), there is only one set and policy; they are returned in `set` and `policy`, respectively.

If `HWLOC_MEMBIND_BYNODESET` is specified, `set` is considered a nodeset. Otherwise it's a cpuset.

If any other flags are specified, -1 is returned and `errno` is set to `EINVAL`.

#### Returns

0 on success, -1 on error.

#### 23.11.3.8 hwloc\_get\_proc\_mbind()

```
int hwloc_get_proc_mbind (
    hwloc_topology_t topology,
    hwloc_pid_t pid,
    hwloc_bitmap_t set,
    hwloc_membind_policy_t * policy,
    int flags )
```

Query the default memory binding policy and physical locality of the specified process.

The bitmap `set` (previously allocated by the caller) is filled with the process memory binding.

This function has two output parameters: `set` and `policy`. The values returned in these parameters depend on both the `flags` passed in and the current memory binding policies and nodesets in the queried target.

Passing the `HWLOC_MEMBIND_PROCESS` flag specifies that the query target is the current policies and nodesets for all the threads in the specified process. If `HWLOC_MEMBIND_PROCESS` is not specified (which is the most portable method), the process is assumed to be single threaded. This allows hwloc to use either process-based OS functions or thread-based OS functions, depending on which are available.

Note that it does not make sense to pass `HWLOC_MEMBIND_THREAD` to this function.

If `HWLOC_MEMBIND_STRICT` is specified, hwloc will check the default memory policies and nodesets for all threads in the specified process. If they are not identical, -1 is returned and `errno` is set to `EXDEV`. If they are identical, the values are returned in `set` and `policy`.

Otherwise, `set` is set to the logical OR of all threads' default set. If all threads' default policies are the same, `policy` is set to that policy. If they are different, `policy` is set to `HWLOC_MEMBIND_MIXED`.

If `HWLOC_MEMBIND_BYNODESET` is specified, `set` is considered a nodeset. Otherwise it's a cpuset.

If any other flags are specified, -1 is returned and `errno` is set to `EINVAL`.

#### Returns

0 on success, -1 on error.

#### Note

`hwloc_pid_t` is `pid_t` on Unix platforms, and `HANDLE` on native Windows platforms.

### 23.11.3.9 hwloc\_set\_area\_mbind()

```
int hwloc_set_area_mbind (
    hwloc_topology_t topology,
    const void * addr,
    size_t len,
    hwloc_const_bitmap_t set,
    hwloc_mbind_policy_t policy,
    int flags )
```

Bind the already-allocated memory identified by (addr, len) to the NUMA node(s) specified by set.

If [HWLOC\\_MEMBIND\\_BYNODESET](#) is specified, set is considered a nodeset. Otherwise it's a cpuset.

#### Returns

- 0 on success or if len is 0.
- 1 with errno set to ENOSYS if the action is not supported.
- 1 with errno set to EXDEV if the binding cannot be enforced.

### 23.11.3.10 hwloc\_set\_mbind()

```
int hwloc_set_mbind (
    hwloc_topology_t topology,
    hwloc_const_bitmap_t set,
    hwloc_mbind_policy_t policy,
    int flags )
```

Set the default memory binding policy of the current process or thread to prefer the NUMA node(s) specified by set.

If neither [HWLOC\\_MEMBIND\\_PROCESS](#) nor [HWLOC\\_MEMBIND\\_THREAD](#) is specified, the current process is assumed to be single-threaded. This is the most portable form as it permits hwloc to use either process-based OS functions or thread-based OS functions, depending on which are available.

If [HWLOC\\_MEMBIND\\_BYNODESET](#) is specified, set is considered a nodeset. Otherwise it's a cpuset.

#### Returns

- 0 on success.
- 1 with errno set to ENOSYS if the action is not supported.
- 1 with errno set to EXDEV if the binding cannot be enforced.

### 23.11.3.11 hwloc\_set\_proc\_mbind()

```
int hwloc_set_proc_mbind (
    hwloc_topology_t topology,
    hwloc_pid_t pid,
    hwloc_const_bitmap_t set,
    hwloc_mbind_policy_t policy,
    int flags )
```

Set the default memory binding policy of the specified process to prefer the NUMA node(s) specified by set.

If [HWLOC\\_MEMBIND\\_BYNODESET](#) is specified, set is considered a nodeset. Otherwise it's a cpuset.

#### Returns

- 0 on success.
- 1 with errno set to ENOSYS if the action is not supported.
- 1 with errno set to EXDEV if the binding cannot be enforced.

**Note**

`hwloc_pid_t` is `pid_t` on Unix platforms, and `HANDLE` on native Windows platforms.

## 23.12 Changing the Source of Topology Discovery

### Enumerations

- enum `hwloc_topology_components_flag_e` { `HWLOC_TOPOLOGY_COMPONENTS_FLAG_BLACKLIST` }

### Functions

- int `hwloc_topology_set_pid` (`hwloc_topology_t` restrict topology, `hwloc_pid_t` pid)
- int `hwloc_topology_set_synthetic` (`hwloc_topology_t` restrict topology, const char \*restrict description)
- int `hwloc_topology_set_xml` (`hwloc_topology_t` restrict topology, const char \*restrict xmlpath)
- int `hwloc_topology_set_xmlbuffer` (`hwloc_topology_t` restrict topology, const char \*restrict buffer, int size)
- int `hwloc_topology_set_components` (`hwloc_topology_t` restrict topology, unsigned long flags, const char \*restrict name)

### 23.12.1 Detailed Description

These functions must be called between `hwloc_topology_init()` and `hwloc_topology_load()`. Otherwise, they will return -1 with `errno` set to `EBUSY`.

If none of the functions below is called, the default is to detect all the objects of the machine that the caller is allowed to access.

This default behavior may also be modified through environment variables if the application did not modify it already. Setting `HWLOC_XMLFILE` in the environment enforces the discovery from a XML file as if `hwloc_topology_set_xml()` had been called. Setting `HWLOC_SYNTHETIC` enforces a synthetic topology as if `hwloc_topology_set_synthetic()` had been called.

Finally, `HWLOC_THISSYSTEM` enforces the return value of `hwloc_topology_is_thissystem()`.

### 23.12.2 Enumeration Type Documentation

#### 23.12.2.1 `hwloc_topology_components_flag_e`

enum `hwloc_topology_components_flag_e`

Flags to be passed to `hwloc_topology_set_components()`

#### Enumerator

<code>HWLOC_TOPOLOGY_COMPONENTS_FLAG_BLACKLIST</code>	Blacklist the target component from being used.
-------------------------------------------------------	-------------------------------------------------

### 23.12.3 Function Documentation

#### 23.12.3.1 `hwloc_topology_set_components()`

```
int hwloc_topology_set_components (
    hwloc_topology_t restrict topology,
    unsigned long flags,
    const char *restrict name )
```

Prevent a discovery component from being used for a topology.

`name` is the name of the discovery component that should not be used when loading topology `topology`. The name is a string such as "cuda".

For components with multiple phases, it may also be suffixed with the name of a phase, for instance "linux:io".

`flags` should be [HWLOC\\_TOPOLOGY\\_COMPONENTS\\_FLAG\\_BLACKLIST](#).

This may be used to avoid expensive parts of the discovery process. For instance, CUDA-specific discovery may be expensive and unneeded while generic I/O discovery could still be useful.

#### Returns

0 on success.

-1 on error, for instance if flags are invalid.

### 23.12.3.2 `hwloc_topology_set_pid()`

```
int hwloc_topology_set_pid (
    hwloc_topology_t restrict topology,
    hwloc_pid_t pid )
```

Change which process the topology is viewed from.

On some systems, processes may have different views of the machine, for instance the set of allowed CPUs. By default, hwloc exposes the view from the current process. Calling [hwloc\\_topology\\_set\\_pid\(\)](#) permits to make it expose the topology of the machine from the point of view of another process.

#### Note

`hwloc_pid_t` is `pid_t` on Unix platforms, and `HANDLE` on native Windows platforms.

-1 is returned and `errno` is set to `ENOSYS` on platforms that do not support this feature.

The PID will not actually be used until [hwloc\\_topology\\_load\(\)](#). If the corresponding process exits in the meantime, hwloc will ignore the PID. If another process reuses the PID, the view of that process will be used.

#### Returns

0 on success, -1 on error.

### 23.12.3.3 `hwloc_topology_set_synthetic()`

```
int hwloc_topology_set_synthetic (
    hwloc_topology_t restrict topology,
    const char *restrict description )
```

Enable synthetic topology.

Gather topology information from the given `description`, a space-separated string of `<type:number>` describing the object type and arity at each level. All types may be omitted (space-separated string of numbers) so that hwloc chooses all types according to usual topologies. See also the [Synthetic topologies](#).

Setting the environment variable `HWLOC_SYNTHETIC` may also result in this behavior.

If `description` was properly parsed and describes a valid topology configuration, this function returns 0. Otherwise -1 is returned and `errno` is set to `EINVAL`.

Note that this function does not actually load topology information; it just tells hwloc where to load it from. You'll still need to invoke [hwloc\\_topology\\_load\(\)](#) to actually load the topology information.

#### Returns

0 on success.

-1 with `errno` set to `EINVAL` if the description was invalid.

#### Note

For convenience, this backend provides empty binding hooks which just return success.

On success, the synthetic component replaces the previously enabled component (if any), but the topology is not actually modified until [hwloc\\_topology\\_load\(\)](#).

### 23.12.3.4 hwloc\_topology\_set\_xml()

```
int hwloc_topology_set_xml (
    hwloc_topology_t restrict topology,
    const char *restrict xmlpath )
```

Enable XML-file based topology.

Gather topology information from the XML file given at `xmlpath`. Setting the environment variable `HWLOC_XMLFILE` may also result in this behavior. This file may have been generated earlier with [hwloc\\_topology\\_export\\_xml\(\)](#) in [hwloc/export.h](#), or `lstopo file.xml`.

Note that this function does not actually load topology information; it just tells hwloc where to load it from. You'll still need to invoke [hwloc\\_topology\\_load\(\)](#) to actually load the topology information.

#### Returns

- 0 on success.
- 1 with `errno` set to `EINVAL` on failure to read the XML file.

#### Note

See also [hwloc\\_topology\\_set\\_userdata\\_import\\_callback\(\)](#) for importing application-specific object userdata.

For convenience, this backend provides empty binding hooks which just return success. To have hwloc still actually call OS-specific hooks, the `HWLOC_TOPOLOGY_FLAG_IS_THISSYSTEM` has to be set to assert that the loaded file is really the underlying system.

On success, the XML component replaces the previously enabled component (if any), but the topology is not actually modified until [hwloc\\_topology\\_load\(\)](#).

If an invalid XML input file is given, the error may be reported either here or later by [hwloc\\_topology\\_load\(\)](#) depending on the XML library used by hwloc.

### 23.12.3.5 hwloc\_topology\_set\_xmlbuffer()

```
int hwloc_topology_set_xmlbuffer (
    hwloc_topology_t restrict topology,
    const char *restrict buffer,
    int size )
```

Enable XML based topology using a memory buffer (instead of a file, as with [hwloc\\_topology\\_set\\_xml\(\)](#)).

Gather topology information from the XML memory buffer given at `buffer` and of length `size` (including an ending `\0`). This buffer may have been filled earlier with [hwloc\\_topology\\_export\\_xmlbuffer\(\)](#) in [hwloc/export.h](#).

Note that this function does not actually load topology information; it just tells hwloc where to load it from. You'll still need to invoke [hwloc\\_topology\\_load\(\)](#) to actually load the topology information.

#### Returns

- 0 on success.
- 1 with `errno` set to `EINVAL` on failure to read the XML buffer.

#### Note

See also [hwloc\\_topology\\_set\\_userdata\\_import\\_callback\(\)](#) for importing application-specific object userdata.

For convenience, this backend provides empty binding hooks which just return success. To have hwloc still actually call OS-specific hooks, the `HWLOC_TOPOLOGY_FLAG_IS_THISSYSTEM` has to be set to assert that the loaded file is really the underlying system.

On success, the XML component replaces the previously enabled component (if any), but the topology is not actually modified until [hwloc\\_topology\\_load\(\)](#).

If an invalid XML input file is given, the error may be reported either here or later by [hwloc\\_topology\\_load\(\)](#) depending on the XML library used by hwloc.

## 23.13 Topology Detection Configuration and Query

### Data Structures

- struct [hwloc\\_topology\\_discovery\\_support](#)
- struct [hwloc\\_topology\\_cpupbind\\_support](#)
- struct [hwloc\\_topology\\_membind\\_support](#)
- struct [hwloc\\_topology\\_misc\\_support](#)
- struct [hwloc\\_topology\\_support](#)

### Enumerations

- enum [hwloc\\_topology\\_flags\\_e](#) {  
[HWLOC\\_TOPOLOGY\\_FLAG\\_INCLUDE\\_DISALLOWED](#) , [HWLOC\\_TOPOLOGY\\_FLAG\\_IS\\_THISSYSTEM](#) ,  
[HWLOC\\_TOPOLOGY\\_FLAG\\_THISSYSTEM\\_ALLOWED\\_RESOURCES](#) , [HWLOC\\_TOPOLOGY\\_FLAG\\_IMPORT\\_SUPPORT](#)  
= (1UL<<3) ,  
[HWLOC\\_TOPOLOGY\\_FLAG\\_RESTRICT\\_TO\\_CPUBINDING](#) = (1UL<<4) , [HWLOC\\_TOPOLOGY\\_FLAG\\_RESTRICT\\_TO\\_MEMORY](#)  
= (1UL<<5) , [HWLOC\\_TOPOLOGY\\_FLAG\\_DONT\\_CHANGE\\_BINDING](#) = (1UL<<6) , [HWLOC\\_TOPOLOGY\\_FLAG\\_NO\\_DISTANCE](#)  
= (1UL<<7) ,  
[HWLOC\\_TOPOLOGY\\_FLAG\\_NO\\_MEMATTRS](#) = (1UL<<8) , [HWLOC\\_TOPOLOGY\\_FLAG\\_NO\\_CPUKINDS](#) =  
(1UL<<9) }
- enum [hwloc\\_type\\_filter\\_e](#) { [HWLOC\\_TYPE\\_FILTER\\_KEEP\\_ALL](#) , [HWLOC\\_TYPE\\_FILTER\\_KEEP\\_NONE](#) ,  
[HWLOC\\_TYPE\\_FILTER\\_KEEP\\_STRUCTURE](#) , [HWLOC\\_TYPE\\_FILTER\\_KEEP\\_IMPORTANT](#) }

### Functions

- int [hwloc\\_topology\\_set\\_flags](#) ([hwloc\\_topology\\_t](#) topology, unsigned long flags)
- unsigned long [hwloc\\_topology\\_get\\_flags](#) ([hwloc\\_topology\\_t](#) topology)
- int [hwloc\\_topology\\_is\\_thissystem](#) ([hwloc\\_topology\\_t](#) restrict topology)
- const struct [hwloc\\_topology\\_support](#) \* [hwloc\\_topology\\_get\\_support](#) ([hwloc\\_topology\\_t](#) restrict topology)
- int [hwloc\\_topology\\_set\\_type\\_filter](#) ([hwloc\\_topology\\_t](#) topology, [hwloc\\_obj\\_type\\_t](#) type, enum [hwloc\\_type\\_filter\\_e](#) filter)
- int [hwloc\\_topology\\_get\\_type\\_filter](#) ([hwloc\\_topology\\_t](#) topology, [hwloc\\_obj\\_type\\_t](#) type, enum [hwloc\\_type\\_filter\\_e](#) \*filter)
- int [hwloc\\_topology\\_set\\_all\\_types\\_filter](#) ([hwloc\\_topology\\_t](#) topology, enum [hwloc\\_type\\_filter\\_e](#) filter)
- int [hwloc\\_topology\\_set\\_cache\\_types\\_filter](#) ([hwloc\\_topology\\_t](#) topology, enum [hwloc\\_type\\_filter\\_e](#) filter)
- int [hwloc\\_topology\\_set\\_icache\\_types\\_filter](#) ([hwloc\\_topology\\_t](#) topology, enum [hwloc\\_type\\_filter\\_e](#) filter)
- int [hwloc\\_topology\\_set\\_io\\_types\\_filter](#) ([hwloc\\_topology\\_t](#) topology, enum [hwloc\\_type\\_filter\\_e](#) filter)
- void [hwloc\\_topology\\_set\\_userdata](#) ([hwloc\\_topology\\_t](#) topology, const void \*userdata)
- void \* [hwloc\\_topology\\_get\\_userdata](#) ([hwloc\\_topology\\_t](#) topology)

### 23.13.1 Detailed Description

Several functions can optionally be called between [hwloc\\_topology\\_init\(\)](#) and [hwloc\\_topology\\_load\(\)](#) to configure how the detection should be performed, e.g. to ignore some objects types, define a synthetic topology, etc.

### 23.13.2 Enumeration Type Documentation

#### 23.13.2.1 [hwloc\\_topology\\_flags\\_e](#)

enum [hwloc\\_topology\\_flags\\_e](#)

Flags to be set onto a topology context before load.

Flags should be given to [hwloc\\_topology\\_set\\_flags\(\)](#). They may also be returned by [hwloc\\_topology\\_get\\_flags\(\)](#).



## Enumerator

<p>HWLOC_TOPOLOGY_FLAG_INCLUDE_DISALLOWED ↵</p>	<p>Detect the whole system, ignore reservations, include disallowed objects. Gather all online resources, even if some were disabled by the administrator. For instance, ignore Linux Cgroup/Cpusets and gather all processors and memory nodes. However offline PUs and NUMA nodes are still ignored.</p> <p>When this flag is not set, PUs and NUMA nodes that are disallowed are not added to the topology. Parent objects (package, core, cache, etc.) are added only if some of their children are allowed. All existing PUs and NUMA nodes in the topology are allowed.</p> <p><a href="#">hwloc_topology_get_allowed_cpuset()</a> and <a href="#">hwloc_topology_get_allowed_nodeset()</a> are equal to the root object cpuset and nodeset.</p> <p>When this flag is set, the actual sets of allowed PUs and NUMA nodes are given by <a href="#">hwloc_topology_get_allowed_cpuset()</a> and <a href="#">hwloc_topology_get_allowed_nodeset()</a>. They may be smaller than the root object cpuset and nodeset.</p> <p>If the current topology is exported to XML and reimported later, this flag should be set again in the reimported topology so that disallowed resources are reimported as well.</p>
<p>HWLOC_TOPOLOGY_FLAG_IS_THISSYSTEM</p>	<p>Assume that the selected backend provides the topology for the system on which we are running. This forces <a href="#">hwloc_topology_is_thissystem()</a> to return 1, i.e. makes hwloc assume that the selected backend provides the topology for the system on which we are running, even if it is not the OS-specific backend but the XML backend for instance. This means making the binding functions actually call the OS-specific system calls and really do binding, while the XML backend would otherwise provide empty hooks just returning success.</p> <p>Setting the environment variable HWLOC_THISSYSTEM may also result in the same behavior.</p> <p>This can be used for efficiency reasons to first detect the topology once, save it to an XML file, and quickly reload it later through the XML backend, but still having binding functions actually do bind.</p>

## Enumerator

<p>HWLOC_TOPOLOGY_FLAG_THISSYSTEM_ALLOWED_RESOURCES</p>	<p>Get the set of allowed resources from the local operating system even if the topology was loaded from XML or synthetic description. If the topology was loaded from XML or from a synthetic string, restrict it by applying the current process restrictions such as Linux Cgroup/Cpuset.</p> <p>This is useful when the topology is not loaded directly from the local machine (e.g. for performance reason) and it comes with all resources, while the running process is restricted to only parts of the machine. This flag is ignored unless <a href="#">HWLOC_TOPOLOGY_FLAG_IS_THISSYSTEM</a> is also set since the loaded topology must match the underlying machine where restrictions will be gathered from. Setting the environment variable <code>HWLOC_THISSYSTEM_ALLOWED_RESOURCES</code> would result in the same behavior.</p>
<p>HWLOC_TOPOLOGY_FLAG_IMPORT_SUPPORT</p>	<p>Import support from the imported topology. When importing a XML topology from a remote machine, binding is disabled by default (see <a href="#">HWLOC_TOPOLOGY_FLAG_IS_THISSYSTEM</a>). This disabling is also marked by putting zeroes in the corresponding supported feature bits reported by <a href="#">hwloc_topology_get_support()</a>.</p> <p>The flag <a href="#">HWLOC_TOPOLOGY_FLAG_IMPORT_SUPPORT</a> actually imports support bits from the remote machine. It also sets the flag <code>imported_support</code> in the struct <a href="#">hwloc_topology_misc_support</a> array. If the imported XML did not contain any support information (exporter hwloc is too old), this flag is not set.</p> <p>Note that these supported features are only relevant for the hwloc installation that actually exported the XML topology (it may vary with the operating system, or with how hwloc was compiled).</p> <p>Note that setting this flag however does not enable binding for the locally imported hwloc topology, it only reports what the remote hwloc and machine support.</p>

## Enumerator

<p>HWLOC_TOPOLOGY_FLAG_RESTRICT_TO_↔ CPUBINDING</p>	<p>Do not consider resources outside of the process CPU binding. If the binding of the process is limited to a subset of cores, ignore the other cores during discovery. The resulting topology is identical to what a call to <a href="#">hwloc_topology_restrict()</a> would generate, but this flag also prevents hwloc from ever touching other resources during the discovery.</p> <p>This flag especially tells the x86 backend to never temporarily rebind a thread on any excluded core. This is useful on Windows because such temporary rebinding can change the process binding. Another use-case is to avoid cores that would not be able to perform the hwloc discovery anytime soon because they are busy executing some high-priority real-time tasks. If process CPU binding is not supported, the thread CPU binding is considered instead if supported, or the flag is ignored.</p> <p>This flag requires <a href="#">HWLOC_TOPOLOGY_FLAG_IS_THISSYSTEM</a> as well since binding support is required.</p>
<p>HWLOC_TOPOLOGY_FLAG_RESTRICT_TO_↔ MEMBINDING</p>	<p>Do not consider resources outside of the process memory binding. If the binding of the process is limited to a subset of NUMA nodes, ignore the other NUMA nodes during discovery. The resulting topology is identical to what a call to <a href="#">hwloc_topology_restrict()</a> would generate, but this flag also prevents hwloc from ever touching other resources during the discovery.</p> <p>This flag is meant to be used together with <a href="#">HWLOC_TOPOLOGY_FLAG_RESTRICT_TO_CPUBINDING</a> when both cores and NUMA nodes should be ignored outside of the process binding.</p> <p>If process memory binding is not supported, the thread memory binding is considered instead if supported, or the flag is ignored.</p> <p>This flag requires <a href="#">HWLOC_TOPOLOGY_FLAG_IS_THISSYSTEM</a> as well since binding support is required.</p>
<p>HWLOC_TOPOLOGY_FLAG_DONT_CHANGE_↔ BINDING</p>	<p>Do not ever modify the process or thread binding during discovery. This flag disables all hwloc discovery steps that require a change of the process or thread binding. This currently only affects the x86 backend which gets entirely disabled.</p> <p>This is useful when <a href="#">hwloc_topology_load()</a> is called while the application also creates additional threads or modifies the binding.</p> <p>This flag is also a strict way to make sure the process binding will not change to due thread binding changes on Windows (see <a href="#">HWLOC_TOPOLOGY_FLAG_RESTRICT_TO_CPUBINDING</a>).</p>

## Enumerator

HWLOC_TOPOLOGY_FLAG_NO_DISTANCES	Ignore distances. Ignore distance information from the operating systems (and from XML) and hence do not use distances for grouping.
HWLOC_TOPOLOGY_FLAG_NO_MEMATTRS	Ignore memory attributes and tiers. Ignore memory attributes from the operating systems (and from XML) Hence also do not try to build memory tiers.
HWLOC_TOPOLOGY_FLAG_NO_CPUKINDS	Ignore CPU Kinds. Ignore CPU kind information from the operating systems (and from XML).

## 23.13.2.2 hwloc\_type\_filter\_e

```
enum hwloc_type_filter_e
```

Type filtering flags.

By default, most objects are kept ([HWLOC\\_TYPE\\_FILTER\\_KEEP\\_ALL](#)). Instruction caches, memory-side caches, I/O and Misc objects are ignored by default ([HWLOC\\_TYPE\\_FILTER\\_KEEP\\_NONE](#)). Group levels are ignored unless they bring structure ([HWLOC\\_TYPE\\_FILTER\\_KEEP\\_STRUCTURE](#)).

Note that group objects are also ignored individually (without the entire level) when they do not bring structure.

## Enumerator

HWLOC_TYPE_FILTER_KEEP_ALL	Keep all objects of this type. Cannot be set for <a href="#">HWLOC_OBJ_GROUP</a> (groups are designed only to add more structure to the topology).
HWLOC_TYPE_FILTER_KEEP_NONE	Ignore all objects of this type. The bottom-level type <a href="#">HWLOC_OBJ_PU</a> , the <a href="#">HWLOC_OBJ_NUMANODE</a> type, and the top-level type <a href="#">HWLOC_OBJ_MACHINE</a> may not be ignored.
HWLOC_TYPE_FILTER_KEEP_STRUCTURE	Only ignore objects if their entire level does not bring any structure. Keep the entire level of objects if at least one of these objects adds structure to the topology. An object brings structure when it has multiple children and it is not the only child of its parent. If all objects in the level are the only child of their parent, and if none of them has multiple children, the entire level is removed. Cannot be set for I/O and Misc objects since the topology structure does not matter there.
HWLOC_TYPE_FILTER_KEEP_IMPORTANT	Only keep likely-important objects of the given type. It is only useful for I/O object types. For <a href="#">HWLOC_OBJ_PCI_DEVICE</a> and <a href="#">HWLOC_OBJ_OS_DEVICE</a> , it means that only objects of major/common kinds are kept (storage, network, OpenFabrics, CUDA, OpenCL, RSMI, NVML, and displays). Also, only OS devices directly attached on PCI (e.g. no USB) are reported. For <a href="#">HWLOC_OBJ_BRIDGE</a> , it means that bridges are kept only if they have children. This flag equivalent to <a href="#">HWLOC_TYPE_FILTER_KEEP_ALL</a> for Normal, Memory and Misc types since they are likely important.

### 23.13.3 Function Documentation

#### 23.13.3.1 hwloc\_topology\_get\_flags()

```
unsigned long hwloc_topology_get_flags (
    hwloc_topology_t topology )
```

Get OR'ed flags of a topology.

Get the OR'ed set of [hwloc\\_topology\\_flags\\_e](#) of a topology.

If [hwloc\\_topology\\_set\\_flags\(\)](#) was not called earlier, no flags are set (0 is returned).

##### Returns

the flags previously set with [hwloc\\_topology\\_set\\_flags\(\)](#).

##### Note

This function may also be called after [hwloc\\_topology\\_load\(\)](#).

#### 23.13.3.2 hwloc\_topology\_get\_support()

```
const struct hwloc_topology_support * hwloc_topology_get_support (
    hwloc_topology_t restrict topology )
```

Retrieve the topology support.

Each flag indicates whether a feature is supported. If set to 0, the feature is not supported. If set to 1, the feature is supported, but the corresponding call may still fail in some corner cases.

These features are also listed by `hwloc-info --support`

The reported features are what the current topology supports on the current machine. If the topology was exported to XML from another machine and later imported here, support still describes what is supported for this imported topology after import. By default, binding will be reported as unsupported in this case (see [HWLOC\\_TOPOLOGY\\_FLAG\\_IS\\_THISSYSTEM](#)).

Topology flag [HWLOC\\_TOPOLOGY\\_FLAG\\_IMPORT\\_SUPPORT](#) may be used to report the supported features of the original remote machine instead. If it was successfully imported, `imported_support` will be set in the struct [hwloc\\_topology\\_misc\\_support](#) array.

##### Returns

A pointer to a support structure.

##### Note

The function cannot return `NULL`.

The returned pointer should not be freed, it belongs to the hwloc library.

This function may be called before or after [hwloc\\_topology\\_load\(\)](#) but the support structure only contains valid information after.

#### 23.13.3.3 hwloc\_topology\_get\_type\_filter()

```
int hwloc_topology_get_type_filter (
    hwloc_topology_t topology,
    hwloc_obj_type_t type,
    enum hwloc_type_filter_e * filter )
```

Get the current filtering for the given object type.

##### Returns

0 on success, -1 on error.

#### 23.13.3.4 hwloc\_topology\_get\_userdata()

```
void * hwloc_topology_get_userdata (
    hwloc_topology_t topology )
```

Retrieve the topology-specific userdata pointer.

Retrieve the application-given private data pointer that was previously set with [hwloc\\_topology\\_set\\_userdata\(\)](#).

##### Returns

A pointer to the private-data if any.

NULL if no private-data was previously set.

#### 23.13.3.5 hwloc\_topology\_is\_thissystem()

```
int hwloc_topology_is_thissystem (
    hwloc_topology_t restrict topology )
```

Does the topology context come from this system?

##### Returns

1 if this topology context was built using the system running this program.

0 instead (for instance if using another file-system root, a XML topology file, or a synthetic topology).

##### Note

This function may also be called after [hwloc\\_topology\\_load\(\)](#).

#### 23.13.3.6 hwloc\_topology\_set\_all\_types\_filter()

```
int hwloc_topology_set_all_types_filter (
    hwloc_topology_t topology,
    enum hwloc_type_filter_e filter )
```

Set the filtering for all object types.

If some types do not support this filtering, they are silently ignored.

##### Returns

0 on success, -1 on error.

#### 23.13.3.7 hwloc\_topology\_set\_cache\_types\_filter()

```
int hwloc_topology_set_cache_types_filter (
    hwloc_topology_t topology,
    enum hwloc_type_filter_e filter )
```

Set the filtering for all CPU cache object types.

Memory-side caches are not involved since they are not CPU caches.

##### Returns

0 on success, -1 on error.

### 23.13.3.8 hwloc\_topology\_set\_flags()

```
int hwloc_topology_set_flags (
    hwloc_topology_t topology,
    unsigned long flags )
```

Set OR'ed flags to non-yet-loaded topology.

Set a OR'ed set of [hwloc\\_topology\\_flags\\_e](#) onto a topology that was not yet loaded.

If this function is called multiple times, the last invocation will erase and replace the set of flags that was previously set.

By default, no flags are set (0).

The flags set in a topology may be retrieved with [hwloc\\_topology\\_get\\_flags\(\)](#).

#### Returns

0 on success.

-1 on error, for instance if flags are invalid.

### 23.13.3.9 hwloc\_topology\_set\_icache\_types\_filter()

```
int hwloc_topology_set_icache_types_filter (
    hwloc_topology_t topology,
    enum hwloc_type_filter_e filter )
```

Set the filtering for all CPU instruction cache object types.

Memory-side caches are not involved since they are not CPU caches.

#### Returns

0 on success, -1 on error.

### 23.13.3.10 hwloc\_topology\_set\_io\_types\_filter()

```
int hwloc_topology_set_io_types_filter (
    hwloc_topology_t topology,
    enum hwloc_type_filter_e filter )
```

Set the filtering for all I/O object types.

#### Returns

0 on success, -1 on error.

### 23.13.3.11 hwloc\_topology\_set\_type\_filter()

```
int hwloc_topology_set_type_filter (
    hwloc_topology_t topology,
    hwloc_obj_type_t type,
    enum hwloc_type_filter_e filter )
```

Set the filtering for the given object type.

#### Returns

0 on success, -1 on error.

### 23.13.3.12 hwloc\_topology\_set\_userdata()

```
void hwloc_topology_set_userdata (
    hwloc_topology_t topology,
    const void * userdata )
```

Set the topology-specific userdata pointer.

Each topology may store one application-given private data pointer. It is initialized to `NULL`. hwloc will never modify it.

Use it as you wish, after `hwloc_topology_init()` and until `hwloc_topology_destroy()`.

This pointer is not exported to XML.

## 23.14 Modifying a loaded Topology

### Enumerations

- enum `hwloc_restrict_flags_e` {  
`HWLOC_RESTRICT_FLAG_REMOVE_CPULESS` , `HWLOC_RESTRICT_FLAG_BYNODESET` = (1UL<<3) ,  
`HWLOC_RESTRICT_FLAG_REMOVE_MEMLESS` , `HWLOC_RESTRICT_FLAG_ADAPT_MISC` ,  
`HWLOC_RESTRICT_FLAG_ADAPT_IO` }
- enum `hwloc_allow_flags_e` { `HWLOC_ALLOW_FLAG_ALL` , `HWLOC_ALLOW_FLAG_LOCAL_RESTRICTIONS` , `HWLOC_ALLOW_FLAG_CUSTOM` }

### Functions

- int `hwloc_topology_restrict` (`hwloc_topology_t` restrict topology, `hwloc_const_bitmap_t` set, unsigned long flags)
- int `hwloc_topology_allow` (`hwloc_topology_t` restrict topology, `hwloc_const_cpuset_t` cpuset, `hwloc_const_nodeuset_t` nodeuset, unsigned long flags)
- `hwloc_obj_t` `hwloc_topology_insert_misc_object` (`hwloc_topology_t` topology, `hwloc_obj_t` parent, const char \*name)
- `hwloc_obj_t` `hwloc_topology_alloc_group_object` (`hwloc_topology_t` topology)
- int `hwloc_topology_free_group_object` (`hwloc_topology_t` topology, `hwloc_obj_t` group)
- `hwloc_obj_t` `hwloc_topology_insert_group_object` (`hwloc_topology_t` topology, `hwloc_obj_t` group)
- int `hwloc_obj_add_other_obj_sets` (`hwloc_obj_t` dst, `hwloc_obj_t` src)
- int `hwloc_topology_refresh` (`hwloc_topology_t` topology)

### 23.14.1 Detailed Description

### 23.14.2 Enumeration Type Documentation

#### 23.14.2.1 hwloc\_allow\_flags\_e

```
enum hwloc_allow_flags_e
```

Flags to be given to `hwloc_topology_allow()`.

#### Enumerator

<code>HWLOC_ALLOW_FLAG_ALL</code>	Mark all objects as allowed in the topology. <code>cpuset</code> and <code>nodeuset</code> given to <code>hwloc_topology_allow()</code> must be <code>NULL</code> .
<code>HWLOC_ALLOW_FLAG_LOCAL_RESTRICTIONS</code>	Only allow objects that are available to the current process. The topology must have <code>HWLOC_TOPOLOGY_FLAG_IS_THISSYSTEM</code> so that the set of available resources can actually be retrieved from the operating system. <code>cpuset</code> and <code>nodeuset</code> given to <code>hwloc_topology_allow()</code> must be <code>NULL</code> .



## Enumerator

HWLOC_ALLOW_FLAG_CUSTOM	Allow a custom set of objects, given to <a href="#">hwloc_topology_allow()</a> as <code>cpuset</code> and/or <code>nodeset</code> parameters.
-------------------------	-----------------------------------------------------------------------------------------------------------------------------------------------

23.14.2.2 `hwloc_restrict_flags_e`

enum `hwloc_restrict_flags_e`

Flags to be given to [hwloc\\_topology\\_restrict\(\)](#).

## Enumerator

HWLOC_RESTRIC_FLAG_REMOVE_CPULESS	Remove all objects that became CPU-less. By default, only objects that contain no PU and no memory are removed. This flag may not be used with <a href="#">HWLOC_RESTRIC_FLAG_BYNODESET</a> .
HWLOC_RESTRIC_FLAG_BYNODESET	Restrict by nodeset instead of CPU set. Only keep objects whose nodeset is included or partially included in the given set. This flag may not be used with <a href="#">HWLOC_RESTRIC_FLAG_REMOVE_CPULESS</a> .
HWLOC_RESTRIC_FLAG_REMOVE_MEMLESS	Remove all objects that became Memory-less. By default, only objects that contain no PU and no memory are removed. This flag may only be used with <a href="#">HWLOC_RESTRIC_FLAG_BYNODESET</a> .
HWLOC_RESTRIC_FLAG_ADAPT_MISC	Move Misc objects to ancestors if their parents are removed during restriction. If this flag is not set, Misc objects are removed when their parents are removed.
HWLOC_RESTRIC_FLAG_ADAPT_IO	Move I/O objects to ancestors if their parents are removed during restriction. If this flag is not set, I/O devices and bridges are removed when their parents are removed.

## 23.14.3 Function Documentation

23.14.3.1 `hwloc_obj_add_other_obj_sets()`

```
int hwloc_obj_add_other_obj_sets (
    hwloc_obj_t dst,
    hwloc_obj_t src )
```

Setup object `cpusets/nodesets` by OR'ing another object's sets.

For each defined `cpuset` or `nodeset` in `src`, allocate the corresponding set in `dst` and add `src` to it by OR'ing sets.

This function is convenient between [hwloc\\_topology\\_alloc\\_group\\_object\(\)](#) and [hwloc\\_topology\\_insert\\_group\\_object\(\)](#).

It builds the sets of the new Group that will be inserted as a new intermediate parent of several objects.

## Returns

0 on success.

-1 with `errno` set to `ENOMEM` if some internal reallocation failed.

23.14.3.2 `hwloc_topology_alloc_group_object()`

```
hwloc_obj_t hwloc_topology_alloc_group_object (
```

```
hwloc_topology_t topology )
```

Allocate a Group object to insert later with [hwloc\\_topology\\_insert\\_group\\_object\(\)](#).

This function returns a new Group object.

The caller should (at least) initialize its sets before inserting the object in the topology, see [hwloc\\_topology\\_insert\\_group\\_object\(\)](#). Or it may decide not to insert and just free the group object by calling [hwloc\\_topology\\_free\\_group\\_object\(\)](#).

#### Returns

The allocated object on success.

NULL on error.

#### Note

If successfully inserted by [hwloc\\_topology\\_insert\\_group\\_object\(\)](#), the object will be freed when the entire topology is freed. If insertion failed (e.g. NULL or empty CPU and node-sets), it is freed before returning the error.

### 23.14.3.3 hwloc\_topology\_allow()

```
int hwloc_topology_allow (
    hwloc_topology_t restrict_topology,
    hwloc_const_cpuset_t cpuset,
    hwloc_const_nodeset_t nodeset,
    unsigned long flags )
```

Change the sets of allowed PUs and NUMA nodes in the topology.

This function only works if the [HWLOC\\_TOPOLOGY\\_FLAG\\_INCLUDE\\_DISALLOWED](#) was set on the topology. It does not modify any object, it only changes the sets returned by [hwloc\\_topology\\_get\\_allowed\\_cpuset\(\)](#) and [hwloc\\_topology\\_get\\_allowed\\_nodeset\(\)](#).

It is notably useful when importing a topology from another process running in a different Linux Cgroup.

`flags` must be set to one flag among [hwloc\\_allow\\_flags\\_e](#).

#### Returns

0 on success, -1 on error.

#### Note

Removing objects from a topology should rather be performed with [hwloc\\_topology\\_restrict\(\)](#).

### 23.14.3.4 hwloc\_topology\_free\_group\_object()

```
int hwloc_topology_free_group_object (
    hwloc_topology_t topology,
    hwloc_obj_t group )
```

Free a group object allocated with [hwloc\\_topology\\_alloc\\_group\\_object\(\)](#).

This function is only useful if the group object was not given to [hwloc\\_topology\\_insert\\_group\\_object\(\)](#) as planned.

#### Note

`topology` must be the same as the one previously passed to [hwloc\\_topology\\_alloc\\_group\\_object\(\)](#).

#### Returns

0 on success.

-1 on error, for instance if an invalid topology is given.

### 23.14.3.5 hwloc\_topology\_insert\_group\_object()

```
hwloc_obj_t hwloc_topology_insert_group_object (
    hwloc_topology_t topology,
    hwloc_obj_t group )
```

Add more structure to the topology by adding an intermediate Group.

The caller should first allocate a new Group object with [hwloc\\_topology\\_alloc\\_group\\_object\(\)](#). Then it must setup at least one of its CPU or node sets to specify the final location of the Group in the topology. Then the object can be passed to this function for actual insertion in the topology.

The main use case for this function is to group a subset of siblings among the list of children below a single parent. For instance, if grouping 4 cores out of a 8-core socket, the logical list of cores will be reordered so that the 4 grouped ones are consecutive. Then, if needed, a new depth is added between the parent and those children, and the Group is inserted there. At the end, the 4 grouped cores are now children of the Group, which replaces them as a child of the original parent.

In practice, the grouped objects are specified through cpusets and/or nodesets, for instance using [hwloc\\_obj\\_add\\_other\\_obj\\_sets\(\)](#) iteratively. Hence it is possible to group objects that are not children of the same parent, for instance some PUs below the 4 cores in example above. However this general case may fail if the expected Group conflicts with the existing hierarchy. For instance if each core has two PUs, it is not possible to insert a Group containing a single PU of each core.

To specify the objects to group, either the cpuset or nodeset field (or both, if compatible) must be set to a non-empty bitmap. The complete\_cpuset or complete\_nodeset may be set instead if inserting with respect to the complete topology (including disallowed, offline or unknown objects). These sets cannot be larger than the current topology, or they would get restricted silently. The core will setup the other sets after actual insertion.

The subtype object attribute may be defined with [hwloc\\_obj\\_set\\_subtype\(\)](#) to display something else than "Group" as the type name for this object in lstopo. Custom name-value info pairs may be added with [hwloc\\_obj\\_add\\_info\(\)](#) after insertion.

The group\_dont\_merge attribute may be set to 1 to prevent the hwloc core from ever merging this object with another hierarchically-identical object. This is useful when the Group itself describes an important feature that cannot be exposed anywhere else in the hierarchy.

The group\_kind attribute may be set to a high value such as 0xffffffff to tell hwloc that this new Group should always be discarded in favor of any existing Group with the same locality.

#### Note

Inserting a group adds some locality information to the topology, hence the existing objects may get reordered (including PUs and NUMA nodes), and their logical indexes may change.

If the insertion fails, the input group object is freed.

If the group object should be discarded instead of inserted, it may be passed to [hwloc\\_topology\\_free\\_group\\_object\(\)](#) instead.

topology must be the same as the one previously passed to [hwloc\\_topology\\_alloc\\_group\\_object\(\)](#).

#### Returns

The inserted object if it was properly inserted.

An existing object if the Group was merged or discarded because the topology already contained an object at the same location (the Group did not add any hierarchy information).

NULL if the insertion failed because of conflicting sets in topology tree.

NULL if Group objects are filtered-out of the topology ([HWLOC\\_TYPE\\_FILTER\\_KEEP\\_NONE](#)).

NULL if the object was discarded because no set was initialized in the Group before insert, or all of them were empty.

### 23.14.3.6 hwloc\_topology\_insert\_misc\_object()

```
hwloc_obj_t hwloc_topology_insert_misc_object (
    hwloc_topology_t topology,
    hwloc_obj_t parent,
    const char * name )
```

Add a MISC object as a leaf of the topology.

A new MISC object will be created and inserted into the topology at the position given by parent. It is appended to the list of existing Misc children, without ever adding any intermediate hierarchy level. This is useful for annotating the topology without actually changing the hierarchy.

name is supposed to be unique across all Misc objects in the topology. It will be duplicated to setup the new object attributes.

The new leaf object will not have any cpuset.

The subtype object attribute may be defined with [hwloc\\_obj\\_set\\_subtype\(\)](#) after successful insertion.

#### Returns

the newly-created object

NULL on error.

NULL if Misc objects are filtered-out of the topology ([HWLOC\\_TYPE\\_FILTER\\_KEEP\\_NONE](#)).

#### Note

If name contains some non-printable characters, they will be dropped when exporting to XML, see [hwloc\\_topology\\_export\\_xml\(\)](#) in [hwloc/export.h](#).

### 23.14.3.7 hwloc\_topology\_refresh()

```
int hwloc_topology_refresh (
    hwloc_topology_t topology )
```

Refresh internal structures after topology modification.

Modifying the topology (by restricting, adding objects, modifying structures such as distances or memory attributes, etc.) may cause some internal caches to become invalid. These caches are automatically refreshed when accessed but this refreshing is not thread-safe.

This function is not thread-safe either, but it is a good way to end a non-thread-safe phase of topology modification. Once this refresh is done, multiple threads may concurrently consult the topology, objects, distances, attributes, etc.

See also [Thread Safety](#)

#### Returns

0 on success.

-1 on error, for instance if some internal reallocation failed.

### 23.14.3.8 hwloc\_topology\_restrict()

```
int hwloc_topology_restrict (
    hwloc_topology_t restrict_topology,
    hwloc_const_bitmap_t set,
    unsigned long flags )
```

Restrict the topology to the given CPU set or nodeset.

Topology `topology` is modified so as to remove all objects that are not included (or partially included) in the CPU set `set`. All objects CPU and node sets are restricted accordingly.

By default, `set` is a CPU set. It means that the set of PUs in the topology is restricted. Once some PUs got removed, their parents may also get removed recursively if they became child-less.

If `HWLOC_RESTRICCT_FLAG_BYNODESET` is passed in `flags`, `set` is considered a nodeset instead of a CPU set. It means that the set of NUMA nodes in the topology is restricted (instead of PUs). Once some NUMA nodes got removed, their parents may also get removed recursively if they became child-less. `flags` is a OR'ed set of `hwloc_restrict_flags_e`.

#### Note

Restricting the topology removes some locality information, hence the remaining objects may get reordered (including PUs and NUMA nodes), and their logical indexes may change.

This call may not be reverted by restricting back to a larger set. Once dropped during restriction, objects may not be brought back, except by loading another topology with `hwloc_topology_load()`.

#### Returns

0 on success.

-1 with `errno` set to `EINVAL` if the input set is invalid. The topology is not modified in this case.

-1 with `errno` set to `ENOMEM` on failure to allocate internal data. The topology is reinitialized in this case. It should be either destroyed with `hwloc_topology_destroy()` or configured and loaded again.

## 23.15 Kinds of object Type

### Functions

- int `hwloc_obj_type_is_normal` (`hwloc_obj_type_t` type)
- int `hwloc_obj_type_is_io` (`hwloc_obj_type_t` type)
- int `hwloc_obj_type_is_memory` (`hwloc_obj_type_t` type)
- int `hwloc_obj_type_is_cache` (`hwloc_obj_type_t` type)
- int `hwloc_obj_type_is_dcache` (`hwloc_obj_type_t` type)
- int `hwloc_obj_type_is_icache` (`hwloc_obj_type_t` type)

### 23.15.1 Detailed Description

Each object type is either Normal (i.e. `hwloc_obj_type_is_normal()` returns 1), or Memory (i.e. `hwloc_obj_type_is_memory()` returns 1) or I/O (i.e. `hwloc_obj_type_is_io()` returns 1) or Misc (i.e. equal to `HWLOC_OBJ_MISC`). It cannot be of more than one of these kinds.

See also Object Kind in [Terms and Definitions](#).

### 23.15.2 Function Documentation

#### 23.15.2.1 `hwloc_obj_type_is_cache()`

```
int hwloc_obj_type_is_cache (
    hwloc_obj_type_t type )
```

Check whether an object type is a CPU Cache (Data, Unified or Instruction). Memory-side caches are not CPU caches.

#### Returns

1 if an object of type `type` is a Cache, 0 otherwise.

### 23.15.2.2 hwloc\_obj\_type\_is\_dcache()

```
int hwloc_obj_type_is_dcache (
    hwloc_obj_type_t type )
```

Check whether an object type is a CPU Data or Unified Cache.  
Memory-side caches are not CPU caches.

#### Returns

1 if an object of type `type` is a CPU Data or Unified Cache, 0 otherwise.

### 23.15.2.3 hwloc\_obj\_type\_is\_icache()

```
int hwloc_obj_type_is_icache (
    hwloc_obj_type_t type )
```

Check whether an object type is a CPU Instruction Cache.  
Memory-side caches are not CPU caches.

#### Returns

1 if an object of type `type` is a CPU Instruction Cache, 0 otherwise.

### 23.15.2.4 hwloc\_obj\_type\_is\_io()

```
int hwloc_obj_type_is_io (
    hwloc_obj_type_t type )
```

Check whether an object type is I/O.  
I/O objects are objects attached to their parents in the I/O children list. This current includes Bridges, PCI and OS devices.

#### Returns

1 if an object of type `type` is a I/O object, 0 otherwise.

### 23.15.2.5 hwloc\_obj\_type\_is\_memory()

```
int hwloc_obj_type_is_memory (
    hwloc_obj_type_t type )
```

Check whether an object type is Memory.  
Memory objects are objects attached to their parents in the Memory children list. This current includes NUMA nodes and Memory-side caches.

#### Returns

1 if an object of type `type` is a Memory object, 0 otherwise.

### 23.15.2.6 hwloc\_obj\_type\_is\_normal()

```
int hwloc_obj_type_is_normal (
    hwloc_obj_type_t type )
```

Check whether an object type is Normal.  
Normal objects are objects of the main CPU hierarchy (Machine, Package, Core, PU, CPU caches, etc.), but they are not NUMA nodes, I/O devices or Misc objects.  
They are attached to parent as Normal children, not as Memory, I/O or Misc children.

#### Returns

1 if an object of type `type` is a Normal object, 0 otherwise.

## 23.16 Finding Objects inside a CPU set

### Functions

- static `hwloc_obj_t hwloc_get_first_largest_obj_inside_cpuset` (`hwloc_topology_t` topology, `hwloc_const_cpuset_t` set)
- int `hwloc_get_largest_objs_inside_cpuset` (`hwloc_topology_t` topology, `hwloc_const_cpuset_t` set, `hwloc_obj_t` \*restrict objs, int max)
- static `hwloc_obj_t hwloc_get_next_obj_inside_cpuset_by_depth` (`hwloc_topology_t` topology, `hwloc_const_cpuset_t` set, int depth, `hwloc_obj_t` prev)
- static `hwloc_obj_t hwloc_get_next_obj_inside_cpuset_by_type` (`hwloc_topology_t` topology, `hwloc_const_cpuset_t` set, `hwloc_obj_type_t` type, `hwloc_obj_t` prev)
- static `hwloc_obj_t hwloc_get_obj_inside_cpuset_by_depth` (`hwloc_topology_t` topology, `hwloc_const_cpuset_t` set, int depth, unsigned idx)
- static `hwloc_obj_t hwloc_get_obj_inside_cpuset_by_type` (`hwloc_topology_t` topology, `hwloc_const_cpuset_t` set, `hwloc_obj_type_t` type, unsigned idx)
- static unsigned `hwloc_get_nbobjs_inside_cpuset_by_depth` (`hwloc_topology_t` topology, `hwloc_const_cpuset_t` set, int depth)
- static int `hwloc_get_nbobjs_inside_cpuset_by_type` (`hwloc_topology_t` topology, `hwloc_const_cpuset_t` set, `hwloc_obj_type_t` type)
- static int `hwloc_get_obj_index_inside_cpuset` (`hwloc_topology_t` topology, `hwloc_const_cpuset_t` set, `hwloc_obj_t` obj)

### 23.16.1 Detailed Description

### 23.16.2 Function Documentation

#### 23.16.2.1 `hwloc_get_first_largest_obj_inside_cpuset()`

```
static hwloc_obj_t hwloc_get_first_largest_obj_inside_cpuset (
    hwloc_topology_t topology,
    hwloc_const_cpuset_t set ) [inline], [static]
```

Get the first largest object included in the given cpuset set.

#### Returns

the first object that is included in `set` and whose parent is not.

NULL if no such object exists.

This is convenient for iterating over all largest objects within a CPU set by doing a loop getting the first largest object and clearing its CPU set from the remaining CPU set.

#### 23.16.2.2 `hwloc_get_largest_objs_inside_cpuset()`

```
int hwloc_get_largest_objs_inside_cpuset (
    hwloc_topology_t topology,
    hwloc_const_cpuset_t set,
    hwloc_obj_t *restrict objs,
    int max )
```

Get the set of largest objects covering exactly a given cpuset set.

#### Returns

the number of objects returned in `objs`.

-1 if no set of objects may cover that cpuset.

### 23.16.2.3 hwloc\_get\_nbobjs\_inside\_cpuset\_by\_depth()

```
static unsigned hwloc_get_nbobjs_inside_cpuset_by_depth (
    hwloc_topology_t topology,
    hwloc_const_cpuset_t set,
    int depth ) [inline], [static]
```

Return the number of objects at depth `depth` included in CPU set `set`.

#### Returns

- the number of objects.
- 0 if the depth is invalid.

#### Note

- Objects with empty CPU sets are ignored (otherwise they would be considered included in any given set).
- This function cannot work if objects at the given depth do not have CPU sets (I/O or Misc objects).

### 23.16.2.4 hwloc\_get\_nbobjs\_inside\_cpuset\_by\_type()

```
static int hwloc_get_nbobjs_inside_cpuset_by_type (
    hwloc_topology_t topology,
    hwloc_const_cpuset_t set,
    hwloc_obj_type_t type ) [inline], [static]
```

Return the number of objects of type `type` included in CPU set `set`.

#### Returns

- the number of objects.
- 0 if there are no objects of that type in the topology.
- 1 if there are multiple levels of objects of that type, the caller should fallback to [hwloc\\_get\\_nbobjs\\_inside\\_cpuset\\_by\\_depth\(\)](#).

#### Note

- Objects with empty CPU sets are ignored (otherwise they would be considered included in any given set).
- This function cannot work if objects of the given type do not have CPU sets (I/O objects).

### 23.16.2.5 hwloc\_get\_next\_obj\_inside\_cpuset\_by\_depth()

```
static hwloc_obj_t hwloc_get_next_obj_inside_cpuset_by_depth (
    hwloc_topology_t topology,
    hwloc_const_cpuset_t set,
    int depth,
    hwloc_obj_t prev ) [inline], [static]
```

Return the next object at depth `depth` included in CPU set `set`.

The next invocation should pass the previous return value in `prev` so as to obtain the next object in `set`.

#### Returns

- the first object at depth `depth` included in `set` if `prev` is `NULL`.
- the next object at depth `depth` included in `set` if `prev` is not `NULL`.
- `NULL` if there is no next object.

#### Note

- Objects with empty CPU sets are ignored (otherwise they would be considered included in any given set).
- This function cannot work if objects at the given depth do not have CPU sets (I/O or Misc objects).



**23.16.2.6 hwloc\_get\_next\_obj\_inside\_cpuset\_by\_type()**

```
static hwloc_obj_t hwloc_get_next_obj_inside_cpuset_by_type (
    hwloc_topology_t topology,
    hwloc_const_cpuset_t set,
    hwloc_obj_type_t type,
    hwloc_obj_t prev ) [inline], [static]
```

Return the next object of type `type` included in CPU set `set`.

The next invocation should pass the previous return value in `prev` so as to obtain the next object in `set`.

**Returns**

the first object of type `type` included in `set` if `prev` is `NULL`.

the next object of type `type` included in `set` if `prev` is not `NULL`.

`NULL` if there is no next object.

`NULL` if there is no depth for the given type.

`NULL` if there are multiple depths for the given type, the caller should fallback to [hwloc\\_get\\_next\\_obj\\_inside\\_cpuset\\_by\\_depth\(\)](#).

**Note**

Objects with empty CPU sets are ignored (otherwise they would be considered included in any given set).

This function cannot work if objects of the given type do not have CPU sets (I/O or Misc objects).

**23.16.2.7 hwloc\_get\_obj\_index\_inside\_cpuset()**

```
static int hwloc_get_obj_index_inside_cpuset (
    hwloc_topology_t topology,
    hwloc_const_cpuset_t set,
    hwloc_obj_t obj ) [inline], [static]
```

Return the logical index among the objects included in CPU set `set`.

Consult all objects in the same level as `obj` and inside CPU set `set` in the logical order, and return the index of `obj` within them. If `set` covers the entire topology, this is the logical index of `obj`. Otherwise, this is similar to a logical index within the part of the topology defined by CPU set `set`.

**Returns**

the logical index among the objects included in the set if any.

-1 if the object is not included in the set.

**Note**

Objects with empty CPU sets are ignored (otherwise they would be considered included in any given set).

This function cannot work if `obj` does not have CPU sets (I/O objects).

**23.16.2.8 hwloc\_get\_obj\_inside\_cpuset\_by\_depth()**

```
static hwloc_obj_t hwloc_get_obj_inside_cpuset_by_depth (
    hwloc_topology_t topology,
    hwloc_const_cpuset_t set,
    int depth,
    unsigned idx ) [inline], [static]
```

Return the (logically) `idx`-th object at depth `depth` included in CPU set `set`.

**Returns**

the object if any, `NULL` otherwise.

**Note**

Objects with empty CPU sets are ignored (otherwise they would be considered included in any given set).

This function cannot work if objects at the given depth do not have CPU sets (I/O or Misc objects).

**23.16.2.9 hwloc\_get\_obj\_inside\_cpuset\_by\_type()**

```
static hwloc_obj_t hwloc_get_obj_inside_cpuset_by_type (
    hwloc_topology_t topology,
    hwloc_const_cpuset_t set,
    hwloc_obj_type_t type,
    unsigned idx ) [inline], [static]
```

Return the `idx`-th object of type `type` included in CPU set `set`.

**Returns**

the object if any.

`NULL` if there is no such object.

`NULL` if there is no depth for given type.

`NULL` if there are multiple depths for given type, the caller should fallback to [hwloc\\_get\\_obj\\_inside\\_cpuset\\_by\\_depth\(\)](#).

**Note**

Objects with empty CPU sets are ignored (otherwise they would be considered included in any given set).

This function cannot work if objects of the given type do not have CPU sets (I/O or Misc objects).

**23.17 Finding Objects covering at least CPU set****Functions**

- static [hwloc\\_obj\\_t hwloc\\_get\\_child\\_covering\\_cpuset](#) ([hwloc\\_topology\\_t](#) topology, [hwloc\\_const\\_cpuset\\_t](#) set, [hwloc\\_obj\\_t](#) parent)
- static [hwloc\\_obj\\_t hwloc\\_get\\_obj\\_covering\\_cpuset](#) ([hwloc\\_topology\\_t](#) topology, [hwloc\\_const\\_cpuset\\_t](#) set)
- static [hwloc\\_obj\\_t hwloc\\_get\\_next\\_obj\\_covering\\_cpuset\\_by\\_depth](#) ([hwloc\\_topology\\_t](#) topology, [hwloc\\_const\\_cpuset\\_t](#) set, int depth, [hwloc\\_obj\\_t](#) prev)
- static [hwloc\\_obj\\_t hwloc\\_get\\_next\\_obj\\_covering\\_cpuset\\_by\\_type](#) ([hwloc\\_topology\\_t](#) topology, [hwloc\\_const\\_cpuset\\_t](#) set, [hwloc\\_obj\\_type\\_t](#) type, [hwloc\\_obj\\_t](#) prev)

**23.17.1 Detailed Description****23.17.2 Function Documentation****23.17.2.1 hwloc\_get\_child\_covering\_cpuset()**

```
static hwloc_obj_t hwloc_get_child_covering_cpuset (
    hwloc_topology_t topology,
    hwloc_const_cpuset_t set,
    hwloc_obj_t parent ) [inline], [static]
```

Get the child covering at least CPU set `set`.

**Returns**

the child that covers the set entirely.  
 NULL if no child matches or if `set` is empty.

**Note**

This function cannot work if parent does not have a CPU set (I/O or Misc objects).

**23.17.2.2 hwloc\_get\_next\_obj\_covering\_cpuset\_by\_depth()**

```
static hwloc_obj_t hwloc_get_next_obj_covering_cpuset_by_depth (
    hwloc_topology_t topology,
    hwloc_const_cpuset_t set,
    int depth,
    hwloc_obj_t prev ) [inline], [static]
```

Iterate through same-depth objects covering at least CPU set `set`.

The next invocation should pass the previous return value in `prev` so as to obtain the next object covering at least another part of `set`.

**Returns**

the first object at depth `depth` covering at least part of CPU set `set` if object `prev` is NULL.  
 the next one if `prev` is not NULL.  
 NULL if there is no next object.

**Note**

This function cannot work if objects at the given depth do not have CPU sets (I/O or Misc objects).

**23.17.2.3 hwloc\_get\_next\_obj\_covering\_cpuset\_by\_type()**

```
static hwloc_obj_t hwloc_get_next_obj_covering_cpuset_by_type (
    hwloc_topology_t topology,
    hwloc_const_cpuset_t set,
    hwloc_obj_type_t type,
    hwloc_obj_t prev ) [inline], [static]
```

Iterate through same-type objects covering at least CPU set `set`.

The next invocation should pass the previous return value in `prev` so as to obtain the next object of type `type` covering at least another part of `set`.

**Returns**

the first object of type `type` covering at least part of CPU set `set` if object `prev` is NULL.  
 the next one if `prev` is not NULL.  
 NULL if there is no next object.  
 NULL if there is no depth for the given type.  
 NULL if there are multiple depths for the given type, the caller should fallback to [hwloc\\_get\\_next\\_obj\\_covering\\_cpuset\\_by\\_depth\(\)](#).

**Note**

This function cannot work if objects of the given type do not have CPU sets (I/O or Misc objects).

### 23.17.2.4 hwloc\_get\_obj\_covering\_cpuset()

```
static hwloc_obj_t hwloc_get_obj_covering_cpuset (
    hwloc_topology_t topology,
    hwloc_const_cpuset_t set ) [inline], [static]
```

Get the lowest object covering at least CPU set `set`.

#### Returns

the lowest object covering the set entirely.

NULL if no object matches or if `set` is empty.

## 23.18 Looking at Ancestor and Child Objects

### Functions

- static `hwloc_obj_t hwloc_get_ancestor_obj_by_depth` (`hwloc_topology_t topology`, `int depth`, `hwloc_obj_t obj`)
- static `hwloc_obj_t hwloc_get_ancestor_obj_by_type` (`hwloc_topology_t topology`, `hwloc_obj_type_t type`, `hwloc_obj_t obj`)
- static `hwloc_obj_t hwloc_get_common_ancestor_obj` (`hwloc_topology_t topology`, `hwloc_obj_t obj1`, `hwloc_obj_t obj2`)
- static `int hwloc_obj_is_in_subtree` (`hwloc_topology_t topology`, `hwloc_obj_t obj`, `hwloc_obj_t subtree_root`)
- static `hwloc_obj_t hwloc_get_next_child` (`hwloc_topology_t topology`, `hwloc_obj_t parent`, `hwloc_obj_t prev`)

### 23.18.1 Detailed Description

Be sure to see the figure in [Terms and Definitions](#) that shows a complete topology tree, including depths, child/sibling/cousin relationships, and an example of an asymmetric topology where one package has fewer caches than its peers.

### 23.18.2 Function Documentation

#### 23.18.2.1 hwloc\_get\_ancestor\_obj\_by\_depth()

```
static hwloc_obj_t hwloc_get_ancestor_obj_by_depth (
    hwloc_topology_t topology,
    int depth,
    hwloc_obj_t obj ) [inline], [static]
```

Returns the ancestor object of `obj` at depth `depth`.

#### Returns

the ancestor if any.

NULL if no such ancestor exists.

#### Note

`depth` should not be the depth of PU or NUMA objects since they are ancestors of no objects (except Misc or I/O). This function rather expects an intermediate level depth, such as the depth of Packages, Cores, or Caches.

#### 23.18.2.2 hwloc\_get\_ancestor\_obj\_by\_type()

```
static hwloc_obj_t hwloc_get_ancestor_obj_by_type (
    hwloc_topology_t topology,
    hwloc_obj_type_t type,
    hwloc_obj_t obj ) [inline], [static]
```

Returns the ancestor object of `obj` with type `type`.

**Returns**

the ancestor if any.  
 NULL if no such ancestor exists.

**Note**

if multiple matching ancestors exist (e.g. multiple levels of [HWLOC\\_OBJ\\_GROUP](#)) the lowest one is returned.  
 type should not be [HWLOC\\_OBJ\\_PU](#) or [HWLOC\\_OBJ\\_NUMANODE](#) since these objects are ancestors of no objects (except Misc or I/O). This function rather expects an intermediate object type, such as [HWLOC\\_OBJ\\_PACKAGE](#), [HWLOC\\_OBJ\\_CORE](#), etc.

**23.18.2.3 hwloc\_get\_common\_ancestor\_obj()**

```
static hwloc_obj_t hwloc_get_common_ancestor_obj (
    hwloc_topology_t topology,
    hwloc_obj_t obj1,
    hwloc_obj_t obj2 ) [inline], [static]
```

Returns the common parent object to objects obj1 and obj2.

**Returns**

the common ancestor.

**Note**

This function cannot return NULL.

**23.18.2.4 hwloc\_get\_next\_child()**

```
static hwloc_obj_t hwloc_get_next_child (
    hwloc_topology_t topology,
    hwloc_obj_t parent,
    hwloc_obj_t prev ) [inline], [static]
```

Return the next child.

Return the next child among the normal children list, then among the memory children list, then among the I/O children list, then among the Misc children list.

**Returns**

the first child if prev is NULL.  
 the next child if prev is not NULL.  
 NULL when there is no next child.

**23.18.2.5 hwloc\_obj\_is\_in\_subtree()**

```
static int hwloc_obj_is_in_subtree (
    hwloc_topology_t topology,
    hwloc_obj_t obj,
    hwloc_obj_t subtree_root ) [inline], [static]
```

Returns true if obj is inside the subtree beginning with ancestor object subtree\_root.

**Returns**

1 if the object is in the subtree, 0 otherwise.

**Note**

This function cannot work if obj and subtree\_root objects do not have CPU sets (I/O or Misc objects).

## 23.19 Looking at Cache Objects

### Functions

- static int [hwloc\\_get\\_cache\\_type\\_depth](#) ([hwloc\\_topology\\_t](#) topology, unsigned cachelevel, [hwloc\\_obj\\_cache\\_type\\_t](#) cachetype)
- static [hwloc\\_obj\\_t](#) [hwloc\\_get\\_cache\\_covering\\_cpuset](#) ([hwloc\\_topology\\_t](#) topology, [hwloc\\_const\\_cpuset\\_t](#) set)
- static [hwloc\\_obj\\_t](#) [hwloc\\_get\\_shared\\_cache\\_covering\\_obj](#) ([hwloc\\_topology\\_t](#) topology, [hwloc\\_obj\\_t](#) obj)

### 23.19.1 Detailed Description

### 23.19.2 Function Documentation

#### 23.19.2.1 [hwloc\\_get\\_cache\\_covering\\_cpuset\(\)](#)

```
static hwloc\_obj\_t hwloc\_get\_cache\_covering\_cpuset (
    hwloc\_topology\_t topology,
    hwloc\_const\_cpuset\_t set ) [inline], [static]
```

Get the first data (or unified) cache covering a `cpuset` set.

#### Returns

a covering cache, or `NULL` if no cache matches.

#### 23.19.2.2 [hwloc\\_get\\_cache\\_type\\_depth\(\)](#)

```
static int hwloc\_get\_cache\_type\_depth (
    hwloc\_topology\_t topology,
    unsigned cachelevel,
    hwloc\_obj\_cache\_type\_t cachetype ) [inline], [static]
```

Find the depth of cache objects matching cache level and type.

Return the depth of the topology level that contains cache objects whose attributes match `cachelevel` and `cachetype`.

This function is identical to calling [hwloc\\_get\\_type\\_depth\(\)](#) with the corresponding type such as `HWLOC_OBJ_L1ICACHE`, except that it may also return a Unified cache when looking for an instruction cache.

#### Returns

the depth of the unique matching unified cache level is returned if `cachetype` is `HWLOC_OBJ_CACHE_UNIFIED`.

the depth of either a matching cache level or a unified cache level if `cachetype` is `HWLOC_OBJ_CACHE_DATA` or `HWLOC_OBJ_CACHE_INSTRUCTION`.

the depth of the matching level if `cachetype` is `-1` but only one level matches.

`HWLOC_TYPE_DEPTH_MULTIPLE` if `cachetype` is `-1` but multiple levels match.

`HWLOC_TYPE_DEPTH_UNKNOWN` if no cache level matches.

#### 23.19.2.3 [hwloc\\_get\\_shared\\_cache\\_covering\\_obj\(\)](#)

```
static hwloc\_obj\_t hwloc\_get\_shared\_cache\_covering\_obj (
    hwloc\_topology\_t topology,
    hwloc\_obj\_t obj ) [inline], [static]
```

Get the first data (or unified) cache shared between an object and somebody else.

#### Returns

a shared cache.

`NULL` if no cache matches or if an invalid object is given (e.g. I/O object).

## 23.20 Finding objects, miscellaneous helpers

### Functions

- `int hwloc_bitmap_singlify_per_core` (`hwloc_topology_t` topology, `hwloc_bitmap_t` cpuset, unsigned *which*)
- static `hwloc_obj_t hwloc_get_pu_obj_by_os_index` (`hwloc_topology_t` topology, unsigned *os\_index*)
- static `hwloc_obj_t hwloc_get_numanode_obj_by_os_index` (`hwloc_topology_t` topology, unsigned *os\_index*)
- unsigned `hwloc_get_closest_objs` (`hwloc_topology_t` topology, `hwloc_obj_t` src, `hwloc_obj_t *`*restrict* objs, unsigned *max*)
- static `hwloc_obj_t hwloc_get_obj_below_by_type` (`hwloc_topology_t` topology, `hwloc_obj_type_t` type1, unsigned *idx1*, `hwloc_obj_type_t` type2, unsigned *idx2*)
- static `hwloc_obj_t hwloc_get_obj_below_array_by_type` (`hwloc_topology_t` topology, int *nr*, `hwloc_obj_type_t *`*typev*, unsigned *\*idxv*)
- `hwloc_obj_t hwloc_get_obj_with_same_locality` (`hwloc_topology_t` topology, `hwloc_obj_t` src, `hwloc_obj_type_t` type, const char *\*subtype*, const char *\*nameprefix*, unsigned long *flags*)

### 23.20.1 Detailed Description

Be sure to see the figure in [Terms and Definitions](#) that shows a complete topology tree, including depths, child/sibling/cousin relationships, and an example of an asymmetric topology where one package has fewer caches than its peers.

### 23.20.2 Function Documentation

#### 23.20.2.1 `hwloc_bitmap_singlify_per_core()`

```
int hwloc_bitmap_singlify_per_core (
    hwloc_topology_t topology,
    hwloc_bitmap_t cpuset,
    unsigned which )
```

Remove simultaneous multithreading PUs from a CPU set.

For each core in *topology*, if *cpuset* contains some PUs of that core, modify *cpuset* to only keep a single PU for that core.

*which* specifies which PU will be kept. PU are considered in physical index order. If 0, for each core, the function keeps the first PU that was originally set in *cpuset*.

If *which* is larger than the number of PUs in a core there were originally set in *cpuset*, no PU is kept for that core.

#### Returns

0.

#### Note

PUs that are not below a Core object are ignored (for instance if the topology does not contain any Core object). None of them is removed from *cpuset*.

#### 23.20.2.2 `hwloc_get_closest_objs()`

```
unsigned hwloc_get_closest_objs (
    hwloc_topology_t topology,
    hwloc_obj_t src,
    hwloc_obj_t *restrict objs,
    unsigned max )
```

Do a depth-first traversal of the topology to find and sort.

all objects that are at the same depth than *src*. Report in *objs* up to *max* physically closest ones to *src*.

**Returns**

the number of objects returned in `objs`.  
 0 if `src` is an I/O object.

**Note**

This function requires the `src` object to have a CPU set.

**23.20.2.3 hwloc\_get\_numanode\_obj\_by\_os\_index()**

```
static hwloc_obj_t hwloc_get_numanode_obj_by_os_index (
    hwloc_topology_t topology,
    unsigned os_index ) [inline], [static]
```

Returns the object of type `HWLOC_OBJ_NUMANODE` with `os_index`.

This function is useful for converting a nodeset into the NUMA node objects it contains. When retrieving the current binding (e.g. with `hwloc_get_membind()` with `HWLOC_MEMBIND_BYNODESET`), one may iterate over the bits of the resulting nodeset with `hwloc_bitmap_foreach_begin()`, and find the corresponding NUMA nodes with this function.

**Returns**

the NUMA node object, or `NULL` if none matches.

**23.20.2.4 hwloc\_get\_obj\_below\_array\_by\_type()**

```
static hwloc_obj_t hwloc_get_obj_below_array_by_type (
    hwloc_topology_t topology,
    int nr,
    hwloc_obj_type_t * typev,
    unsigned * idxv ) [inline], [static]
```

Find an object below a chain of objects specified by types and indexes.

This is a generalized version of `hwloc_get_obj_below_by_type()`.

Arrays `typev` and `idxv` must contain `nr` types and indexes.

Start from the top system object and walk the arrays `typev` and `idxv`. For each type and logical index couple in the arrays, look under the previously found object to find the index-th object of the given type. Indexes are specified within the parent, not within the entire system.

For instance, if `nr` is 3, `typev` contains `NODE`, `PACKAGE` and `CORE`, and `idxv` contains 0, 1 and 2, return the third core object below the second package below the first NUMA node.

**Returns**

a matching object if any, `NULL` otherwise.

**Note**

This function requires all these objects and the root object to have a CPU set.

**23.20.2.5 hwloc\_get\_obj\_below\_by\_type()**

```
static hwloc_obj_t hwloc_get_obj_below_by_type (
    hwloc_topology_t topology,
    hwloc_obj_type_t type1,
    unsigned idx1,
    hwloc_obj_type_t type2,
    unsigned idx2 ) [inline], [static]
```



Find an object below another object, both specified by types and indexes.

Start from the top system object and find object of type `type1` and logical index `idx1`. Then look below this object and find another object of type `type2` and logical index `idx2`. Indexes are specified within the parent, not within the entire system.

For instance, if `type1` is `PACKAGE`, `idx1` is 2, `type2` is `CORE` and `idx2` is 3, return the fourth core object below the third package.

#### Returns

a matching object if any, `NULL` otherwise.

#### Note

This function requires these objects to have a CPU set.

### 23.20.2.6 `hwloc_get_obj_with_same_locality()`

```
hwloc_obj_t hwloc_get_obj_with_same_locality (
    hwloc_topology_t topology,
    hwloc_obj_t src,
    hwloc_obj_type_t type,
    const char * subtype,
    const char * nameprefix,
    unsigned long flags )
```

Return an object of a different type with same locality.

If the source object `src` is a normal or memory type, this function returns an object of type `type` with same CPU and node sets, either below or above in the hierarchy.

If the source object `src` is a PCI or an OS device within a PCI device, the function may either return that PCI device, or another OS device in the same PCI parent. This may for instance be useful for converting between OS devices such as "nvmi0" or "rsmi1" used in distance structures into the the PCI device, or the CUDA or OpenCL OS device that correspond to the same physical card.

If not `NULL`, parameter `subtype` only select objects whose subtype attribute exists and is `subtype` (case-insensitively), for instance "OpenCL" or "CUDA".

If not `NULL`, parameter `nameprefix` only selects objects whose name attribute exists and starts with `nameprefix` (case-insensitively), for instance "rsmi" for matching "rsmi0".

If multiple objects match, the first one is returned.

This function will not walk the hierarchy across bridges since the PCI locality may become different. This function cannot also convert between normal/memory objects and I/O or Misc objects.

`flags` must be 0 for now.

#### Returns

An object with identical locality, matching `subtype` and `nameprefix` if any.

`NULL` if no matching object could be found, or if the source object and target type are incompatible, for instance if converting between CPU and I/O objects.

### 23.20.2.7 `hwloc_get_pu_obj_by_os_index()`

```
static hwloc_obj_t hwloc_get_pu_obj_by_os_index (
    hwloc_topology_t topology,
    unsigned os_index ) [inline], [static]
```

Returns the object of type `HWLOC_OBJ_PU` with `os_index`.

This function is useful for converting a CPU set into the PU objects it contains. When retrieving the current binding (e.g. with `hwloc_get_cpubind()`), one may iterate over the bits of the resulting CPU set with `hwloc_bitmap_foreach_begin()`, and find the corresponding PUs with this function.

**Returns**

the PU object, or `NULL` if none matches.

## 23.21 Distributing items over a topology

**Enumerations**

- enum `hwloc_distrib_flags_e` { `HWLOC_DISTRIB_FLAG_REVERSE` }

**Functions**

- static int `hwloc_distrib` (`hwloc_topology_t` topology, `hwloc_obj_t` \*roots, unsigned n\_roots, `hwloc_cpuset_t` \*set, unsigned n, int until, unsigned long flags)

### 23.21.1 Detailed Description

### 23.21.2 Enumeration Type Documentation

#### 23.21.2.1 `hwloc_distrib_flags_e`

enum `hwloc_distrib_flags_e`  
Flags to be given to `hwloc_distrib()`.

**Enumerator**

<code>HWLOC_DISTRIB_FLAG_REVERSE</code>	Distrib in reverse order, starting from the last objects.
-----------------------------------------	-----------------------------------------------------------

### 23.21.3 Function Documentation

#### 23.21.3.1 `hwloc_distrib()`

```
static int hwloc_distrib (
    hwloc_topology_t topology,
    hwloc_obj_t * roots,
    unsigned n_roots,
    hwloc_cpuset_t * set,
    unsigned n,
    int until,
    unsigned long flags ) [inline], [static]
```

Distribute `n` items over the topology under `roots`.

Array `set` will be filled with `n` cpusets recursively distributed linearly over the topology under objects `roots`, down to depth `until` (which can be `INT_MAX` to distribute down to the finest level).

`n_roots` is usually 1 and `roots` only contains the topology root object so as to distribute over the entire topology.

This is typically useful when an application wants to distribute `n` threads over a machine, giving each of them as much private cache as possible and keeping them locally in number order.

The caller may typically want to also call `hwloc_bitmap_singlify()` before binding a thread so that it does not move at all. `flags` should be 0 or a OR'ed set of `hwloc_distrib_flags_e`.

**Returns**

0 on success, -1 on error.

**Note**

On hybrid CPUs (or asymmetric platforms), distribution may be suboptimal since the number of cores or PUs inside packages or below caches may vary (the top-down recursive partitioning ignores these numbers until reaching their levels). Hence it is recommended to distribute only inside a single homogeneous domain. For instance on a CPU with energy-efficient E-cores and high-performance P-cores, one should distribute separately N tasks on E-cores and M tasks on P-cores instead of trying to distribute directly M+N tasks on the entire CPUs.

This function requires the `roots` objects to have a CPU set.

## 23.22 CPU and node sets of entire topologies

**Functions**

- [hwloc\\_const\\_cpuset\\_t hwloc\\_topology\\_get\\_complete\\_cpuset \(hwloc\\_topology\\_t topology\)](#)
- [hwloc\\_const\\_cpuset\\_t hwloc\\_topology\\_get\\_topology\\_cpuset \(hwloc\\_topology\\_t topology\)](#)
- [hwloc\\_const\\_cpuset\\_t hwloc\\_topology\\_get\\_allowed\\_cpuset \(hwloc\\_topology\\_t topology\)](#)
- [hwloc\\_const\\_nodeuset\\_t hwloc\\_topology\\_get\\_complete\\_nodeuset \(hwloc\\_topology\\_t topology\)](#)
- [hwloc\\_const\\_nodeuset\\_t hwloc\\_topology\\_get\\_topology\\_nodeuset \(hwloc\\_topology\\_t topology\)](#)
- [hwloc\\_const\\_nodeuset\\_t hwloc\\_topology\\_get\\_allowed\\_nodeuset \(hwloc\\_topology\\_t topology\)](#)

### 23.22.1 Detailed Description

### 23.22.2 Function Documentation

#### 23.22.2.1 hwloc\_topology\_get\_allowed\_cpuset()

```
hwloc_const_cpuset_t hwloc_topology_get_allowed_cpuset (
    hwloc_topology_t topology )
```

Get allowed CPU set.

**Returns**

the CPU set of allowed processors of the system.

**Note**

This function cannot return `NULL`.

If the topology flag [HWLOC\\_TOPOLOGY\\_FLAG\\_INCLUDE\\_DISALLOWED](#) was not set, this is identical to [hwloc\\_topology\\_get\\_topology\\_cpuset\(\)](#), which means all PUs are allowed.

If [HWLOC\\_TOPOLOGY\\_FLAG\\_INCLUDE\\_DISALLOWED](#) was set, applying [hwloc\\_bitmap\\_intersects\(\)](#) on the result of this function and on an object `cpuset` checks whether there are allowed PUs inside that object. Applying [hwloc\\_bitmap\\_and\(\)](#) returns the list of these allowed PUs.

The returned `cpuset` is not newly allocated and should thus not be changed or freed, [hwloc\\_bitmap\\_dup\(\)](#) must be used to obtain a local copy.

#### 23.22.2.2 hwloc\_topology\_get\_allowed\_nodeuset()

```
hwloc_const_nodeuset_t hwloc_topology_get_allowed_nodeuset (
    hwloc_topology_t topology )
```

Get allowed node set.

**Returns**

the node set of allowed memory of the system.

**Note**

This function cannot return `NULL`.

If the topology flag `HWLOC_TOPOLOGY_FLAG_INCLUDE_DISALLOWED` was not set, this is identical to `hwloc_topology_get_topology_nodeset()`, which means all NUMA nodes are allowed.

If `HWLOC_TOPOLOGY_FLAG_INCLUDE_DISALLOWED` was set, applying `hwloc_bitmap_intersects()` on the result of this function and on an object nodeset checks whether there are allowed NUMA nodes inside that object. Applying `hwloc_bitmap_and()` returns the list of these allowed NUMA nodes.

The returned nodeset is not newly allocated and should thus not be changed or freed, `hwloc_bitmap_dup()` must be used to obtain a local copy.

**23.22.2.3 hwloc\_topology\_get\_complete\_cpuset()**

```
hwloc_const_cpuset_t hwloc_topology_get_complete_cpuset (
    hwloc_topology_t topology )
```

Get complete CPU set.

**Returns**

the complete CPU set of processors of the system.

**Note**

This function cannot return `NULL`.

The returned cpuset is not newly allocated and should thus not be changed or freed; `hwloc_bitmap_dup()` must be used to obtain a local copy.

This is equivalent to retrieving the root object complete CPU-set.

**23.22.2.4 hwloc\_topology\_get\_complete\_nodeset()**

```
hwloc_const_nodeset_t hwloc_topology_get_complete_nodeset (
    hwloc_topology_t topology )
```

Get complete node set.

**Returns**

the complete node set of memory of the system.

**Note**

This function cannot return `NULL`.

The returned nodeset is not newly allocated and should thus not be changed or freed; `hwloc_bitmap_dup()` must be used to obtain a local copy.

This is equivalent to retrieving the root object complete nodeset.

**23.22.2.5 hwloc\_topology\_get\_topology\_cpuset()**

```
hwloc_const_cpuset_t hwloc_topology_get_topology_cpuset (
    hwloc_topology_t topology )
```

Get topology CPU set.

**Returns**

the CPU set of processors of the system for which hwloc provides topology information. This is equivalent to the cpuset of the system object.

**Note**

This function cannot return `NULL`.

The returned cpuset is not newly allocated and should thus not be changed or freed; [hwloc\\_bitmap\\_dup\(\)](#) must be used to obtain a local copy.

This is equivalent to retrieving the root object CPU-set.

**23.22.2.6 hwloc\_topology\_get\_topology\_nodeset()**

```
hwloc_const_nodeset_t hwloc_topology_get_topology_nodeset (
    hwloc_topology_t topology )
```

Get topology node set.

**Returns**

the node set of memory of the system for which hwloc provides topology information. This is equivalent to the nodeset of the system object.

**Note**

This function cannot return `NULL`.

The returned nodeset is not newly allocated and should thus not be changed or freed; [hwloc\\_bitmap\\_dup\(\)](#) must be used to obtain a local copy.

This is equivalent to retrieving the root object nodeset.

**23.23 Converting between CPU sets and node sets****Functions**

- static int [hwloc\\_cpuset\\_to\\_nodeset](#) ([hwloc\\_topology\\_t](#) topology, [hwloc\\_const\\_cpuset\\_t](#) \_cpuset, [hwloc\\_nodeset\\_t](#) nodeset)
- static int [hwloc\\_cpuset\\_from\\_nodeset](#) ([hwloc\\_topology\\_t](#) topology, [hwloc\\_cpuset\\_t](#) \_cpuset, [hwloc\\_const\\_nodeset\\_t](#) nodeset)

**23.23.1 Detailed Description****23.23.2 Function Documentation****23.23.2.1 hwloc\_cpuset\_from\_nodeset()**

```
static int hwloc_cpuset_from_nodeset (
    hwloc_topology_t topology,
    hwloc_cpuset_t _cpuset,
    hwloc_const_nodeset_t nodeset ) [inline], [static]
```

Convert a NUMA node set into a CPU set.

For each NUMA node included in the input `nodeset`, set the corresponding local PUs in the output `_cpuset`.

If some CPUs have no local NUMA nodes, this function never sets their indexes in the output CPU set, even if a full node set is given in input.

Hence the entire topology node set is converted into the set of all CPUs that have some local NUMA nodes.

**Returns**

- 0 on success.
- 1 with `errno` set to `ENOMEM` on internal reallocation failure.

**23.23.2.2 hwloc\_cpuset\_to\_nodese()**

```
static int hwloc_cpuset_to_nodese (
    hwloc_topology_t topology,
    hwloc_const_cpuset_t _cpuset,
    hwloc_nodese_t nodese ) [inline], [static]
```

Convert a CPU set into a NUMA node set.

For each PU included in the input `_cpuset`, set the corresponding local NUMA node(s) in the output `nodese`.

If some NUMA nodes have no CPUs at all, this function never sets their indexes in the output node set, even if a full CPU set is given in input.

Hence the entire topology CPU set is converted into the set of all nodes that have some local CPUs.

**Returns**

- 0 on success.
- 1 with `errno` set to `ENOMEM` on internal reallocation failure.

**23.24 Finding I/O objects****Functions**

- static `hwloc_obj_t hwloc_get_non_io_ancestor_obj` (`hwloc_topology_t topology`, `hwloc_obj_t ioobj`)
- static `hwloc_obj_t hwloc_get_next_pcidev` (`hwloc_topology_t topology`, `hwloc_obj_t prev`)
- static `hwloc_obj_t hwloc_get_pcidev_by_busid` (`hwloc_topology_t topology`, unsigned domain, unsigned bus, unsigned dev, unsigned func)
- static `hwloc_obj_t hwloc_get_pcidev_by_busidstring` (`hwloc_topology_t topology`, const char \*busid)
- static `hwloc_obj_t hwloc_get_next_osdev` (`hwloc_topology_t topology`, `hwloc_obj_t prev`)
- static `hwloc_obj_t hwloc_get_next_bridge` (`hwloc_topology_t topology`, `hwloc_obj_t prev`)
- static int `hwloc_bridge_covers_pcibus` (`hwloc_obj_t bridge`, unsigned domain, unsigned bus)

**23.24.1 Detailed Description****23.24.2 Function Documentation****23.24.2.1 hwloc\_bridge\_covers\_pcibus()**

```
static int hwloc_bridge_covers_pcibus (
    hwloc_obj_t bridge,
    unsigned domain,
    unsigned bus ) [inline], [static]
```

**23.24.2.2 hwloc\_get\_next\_bridge()**

```
static hwloc_obj_t hwloc_get_next_bridge (
    hwloc_topology_t topology,
    hwloc_obj_t prev ) [inline], [static]
```

Get the next bridge in the system.

**Returns**

the first bridge if `prev` is `NULL`.  
the next bridge if `prev` is not `NULL`.  
`NULL` if there is no next bridge.

**23.24.2.3 hwloc\_get\_next\_osdev()**

```
static hwloc_obj_t hwloc_get_next_osdev (  
    hwloc_topology_t topology,  
    hwloc_obj_t prev ) [inline], [static]
```

Get the next OS device in the system.

**Returns**

the first OS device if `prev` is `NULL`.  
the next OS device if `prev` is not `NULL`.  
`NULL` if there is no next OS device.

**23.24.2.4 hwloc\_get\_next\_pcidev()**

```
static hwloc_obj_t hwloc_get_next_pcidev (  
    hwloc_topology_t topology,  
    hwloc_obj_t prev ) [inline], [static]
```

Get the next PCI device in the system.

**Returns**

the first PCI device if `prev` is `NULL`.  
the next PCI device if `prev` is not `NULL`.  
`NULL` if there is no next PCI device.

**23.24.2.5 hwloc\_get\_non\_io\_ancestor\_obj()**

```
static hwloc_obj_t hwloc_get_non_io_ancestor_obj (  
    hwloc_topology_t topology,  
    hwloc_obj_t ioobj ) [inline], [static]
```

Get the first non-I/O ancestor object.

Given the I/O object `ioobj`, find the smallest non-I/O ancestor object. This object (normal or memory) may then be used for binding because it has non-`NULL` CPU and node sets and because its locality is the same as `ioobj`.

**Returns**

a non-I/O object.

**Note**

This function cannot return `NULL`.

The resulting object is usually a normal object but it could also be a memory object (e.g. NUMA node) in future platforms if I/O objects ever get attached to memory instead of CPUs.

### 23.24.2.6 hwloc\_get\_pcidev\_by\_busid()

```
static hwloc_obj_t hwloc_get_pcidev_by_busid (
    hwloc_topology_t topology,
    unsigned domain,
    unsigned bus,
    unsigned dev,
    unsigned func ) [inline], [static]
```

Find the PCI device object matching the PCI bus id given domain, bus device and function PCI bus id.

#### Returns

a matching PCI device object if any, NULL otherwise.

### 23.24.2.7 hwloc\_get\_pcidev\_by\_busidstring()

```
static hwloc_obj_t hwloc_get_pcidev_by_busidstring (
    hwloc_topology_t topology,
    const char * busid ) [inline], [static]
```

Find the PCI device object matching the PCI bus id given as a string xxxx:yy:zz.t or yy:zz.t.

#### Returns

a matching PCI device object if any, NULL otherwise.

## 23.25 The bitmap API

### Macros

- #define [hwloc\\_bitmap\\_foreach\\_begin](#)(id, bitmap)
- #define [hwloc\\_bitmap\\_foreach\\_end](#)()

### Typedefs

- typedef struct hwloc\_bitmap\_s \* [hwloc\\_bitmap\\_t](#)
- typedef const struct hwloc\_bitmap\_s \* [hwloc\\_const\\_bitmap\\_t](#)

### Functions

- [hwloc\\_bitmap\\_t](#) [hwloc\\_bitmap\\_alloc](#) (void)
- [hwloc\\_bitmap\\_t](#) [hwloc\\_bitmap\\_alloc\\_full](#) (void)
- void [hwloc\\_bitmap\\_free](#) ([hwloc\\_bitmap\\_t](#) bitmap)
- [hwloc\\_bitmap\\_t](#) [hwloc\\_bitmap\\_dup](#) ([hwloc\\_const\\_bitmap\\_t](#) bitmap)
- int [hwloc\\_bitmap\\_copy](#) ([hwloc\\_bitmap\\_t](#) dst, [hwloc\\_const\\_bitmap\\_t](#) src)
- int [hwloc\\_bitmap\\_snprintf](#) (char \*restrict buf, size\_t buflen, [hwloc\\_const\\_bitmap\\_t](#) bitmap)
- int [hwloc\\_bitmap\\_asprintf](#) (char \*\*strp, [hwloc\\_const\\_bitmap\\_t](#) bitmap)
- int [hwloc\\_bitmap\\_sscanf](#) ([hwloc\\_bitmap\\_t](#) bitmap, const char \*restrict string)
- int [hwloc\\_bitmap\\_list\\_snprintf](#) (char \*restrict buf, size\_t buflen, [hwloc\\_const\\_bitmap\\_t](#) bitmap)
- int [hwloc\\_bitmap\\_list\\_asprintf](#) (char \*\*strp, [hwloc\\_const\\_bitmap\\_t](#) bitmap)
- int [hwloc\\_bitmap\\_list\\_sscanf](#) ([hwloc\\_bitmap\\_t](#) bitmap, const char \*restrict string)
- int [hwloc\\_bitmap\\_taskset\\_snprintf](#) (char \*restrict buf, size\_t buflen, [hwloc\\_const\\_bitmap\\_t](#) bitmap)
- int [hwloc\\_bitmap\\_taskset\\_asprintf](#) (char \*\*strp, [hwloc\\_const\\_bitmap\\_t](#) bitmap)
- int [hwloc\\_bitmap\\_taskset\\_sscanf](#) ([hwloc\\_bitmap\\_t](#) bitmap, const char \*restrict string)
- void [hwloc\\_bitmap\\_zero](#) ([hwloc\\_bitmap\\_t](#) bitmap)
- void [hwloc\\_bitmap\\_fill](#) ([hwloc\\_bitmap\\_t](#) bitmap)



- int [hwloc\\_bitmap\\_only](#) (hwloc\_bitmap\_t bitmap, unsigned id)
- int [hwloc\\_bitmap\\_allbut](#) (hwloc\_bitmap\_t bitmap, unsigned id)
- int [hwloc\\_bitmap\\_from\\_ulong](#) (hwloc\_bitmap\_t bitmap, unsigned long mask)
- int [hwloc\\_bitmap\\_from\\_ith\\_ulong](#) (hwloc\_bitmap\_t bitmap, unsigned i, unsigned long mask)
- int [hwloc\\_bitmap\\_from\\_ulongs](#) (hwloc\_bitmap\_t bitmap, unsigned nr, const unsigned long \*masks)
- int [hwloc\\_bitmap\\_set](#) (hwloc\_bitmap\_t bitmap, unsigned id)
- int [hwloc\\_bitmap\\_set\\_range](#) (hwloc\_bitmap\_t bitmap, unsigned begin, int end)
- int [hwloc\\_bitmap\\_set\\_ith\\_ulong](#) (hwloc\_bitmap\_t bitmap, unsigned i, unsigned long mask)
- int [hwloc\\_bitmap\\_clr](#) (hwloc\_bitmap\_t bitmap, unsigned id)
- int [hwloc\\_bitmap\\_clr\\_range](#) (hwloc\_bitmap\_t bitmap, unsigned begin, int end)
- int [hwloc\\_bitmap\\_singlify](#) (hwloc\_bitmap\_t bitmap)
- unsigned long [hwloc\\_bitmap\\_to\\_ulong](#) (hwloc\_const\_bitmap\_t bitmap)
- unsigned long [hwloc\\_bitmap\\_to\\_ith\\_ulong](#) (hwloc\_const\_bitmap\_t bitmap, unsigned i)
- int [hwloc\\_bitmap\\_to\\_ulongs](#) (hwloc\_const\_bitmap\_t bitmap, unsigned nr, unsigned long \*masks)
- int [hwloc\\_bitmap\\_nr\\_ulongs](#) (hwloc\_const\_bitmap\_t bitmap)
- int [hwloc\\_bitmap\\_isset](#) (hwloc\_const\_bitmap\_t bitmap, unsigned id)
- int [hwloc\\_bitmap\\_iszero](#) (hwloc\_const\_bitmap\_t bitmap)
- int [hwloc\\_bitmap\\_isfull](#) (hwloc\_const\_bitmap\_t bitmap)
- int [hwloc\\_bitmap\\_first](#) (hwloc\_const\_bitmap\_t bitmap)
- int [hwloc\\_bitmap\\_next](#) (hwloc\_const\_bitmap\_t bitmap, int prev)
- int [hwloc\\_bitmap\\_last](#) (hwloc\_const\_bitmap\_t bitmap)
- int [hwloc\\_bitmap\\_weight](#) (hwloc\_const\_bitmap\_t bitmap)
- int [hwloc\\_bitmap\\_first\\_unset](#) (hwloc\_const\_bitmap\_t bitmap)
- int [hwloc\\_bitmap\\_next\\_unset](#) (hwloc\_const\_bitmap\_t bitmap, int prev)
- int [hwloc\\_bitmap\\_last\\_unset](#) (hwloc\_const\_bitmap\_t bitmap)
- int [hwloc\\_bitmap\\_or](#) (hwloc\_bitmap\_t res, hwloc\_const\_bitmap\_t bitmap1, hwloc\_const\_bitmap\_t bitmap2)
- int [hwloc\\_bitmap\\_and](#) (hwloc\_bitmap\_t res, hwloc\_const\_bitmap\_t bitmap1, hwloc\_const\_bitmap\_t bitmap2)
- int [hwloc\\_bitmap\\_andnot](#) (hwloc\_bitmap\_t res, hwloc\_const\_bitmap\_t bitmap1, hwloc\_const\_bitmap\_t bitmap2)
- int [hwloc\\_bitmap\\_xor](#) (hwloc\_bitmap\_t res, hwloc\_const\_bitmap\_t bitmap1, hwloc\_const\_bitmap\_t bitmap2)
- int [hwloc\\_bitmap\\_not](#) (hwloc\_bitmap\_t res, hwloc\_const\_bitmap\_t bitmap)
- int [hwloc\\_bitmap\\_intersects](#) (hwloc\_const\_bitmap\_t bitmap1, hwloc\_const\_bitmap\_t bitmap2)
- int [hwloc\\_bitmap\\_isincluded](#) (hwloc\_const\_bitmap\_t sub\_bitmap, hwloc\_const\_bitmap\_t super\_bitmap)
- int [hwloc\\_bitmap\\_isequal](#) (hwloc\_const\_bitmap\_t bitmap1, hwloc\_const\_bitmap\_t bitmap2)
- int [hwloc\\_bitmap\\_compare\\_first](#) (hwloc\_const\_bitmap\_t bitmap1, hwloc\_const\_bitmap\_t bitmap2)
- int [hwloc\\_bitmap\\_compare](#) (hwloc\_const\_bitmap\_t bitmap1, hwloc\_const\_bitmap\_t bitmap2)

### 23.25.1 Detailed Description

The [hwloc\\_bitmap\\_t](#) type represents a set of integers (positive or null). A bitmap may be of infinite size (all bits are set after some point). A bitmap may even be full if all bits are set.

Bitmaps are used by hwloc for sets of OS processors (which may actually be hardware threads) as by [hwloc\\_cpuset\\_t](#) (a typedef for [hwloc\\_bitmap\\_t](#)), or sets of NUMA memory nodes as [hwloc\\_node\\_t](#) (also a typedef for [hwloc\\_bitmap\\_t](#)). Those are used for cpuset and nodeset fields in the [hwloc\\_obj\\_t](#) structure, see [Object Sets](#) ([hwloc\\_cpuset\\_t](#) and [hwloc\\_node\\_t](#)).

*Both CPU and node sets are always indexed by OS physical number.* However users should usually not build CPU and node sets manually (e.g. with [hwloc\\_bitmap\\_set\(\)](#)). One should rather use existing object sets and combine them with [hwloc\\_bitmap\\_or\(\)](#), etc. For instance, binding the current thread on a pair of cores may be performed with:

```
hwloc_obj_t core1 = ... , core2 = ... ;
hwloc_bitmap_t set = hwloc_bitmap_alloc();
hwloc_bitmap_or(set, core1->cpuset, core2->cpuset);
hwloc_set_cpupbind(topology, set, HWLOC_CPUBIND_THREAD);
hwloc_bitmap_free(set);
```

## Note

Most functions below return 0 on success and -1 on error. The usual error case would be an internal failure to realloc/extend the storage of the bitmap (`errno` would be set to `ENOMEM`). See also [Error reporting in the API](#).

Several examples of using the bitmap API are available under the `doc/examples/` directory in the source tree. Regression tests such as `tests/hwloc/hwloc_bitmap*.c` also make intensive use of this API.

## 23.25.2 Macro Definition Documentation

### 23.25.2.1 hwloc\_bitmap\_foreach\_begin

```
#define hwloc_bitmap_foreach_begin(
    id,
    bitmap )
```

Loop macro iterating on bitmap `bitmap`.

The loop must start with [hwloc\\_bitmap\\_foreach\\_begin\(\)](#) and end with [hwloc\\_bitmap\\_foreach\\_end\(\)](#) followed by a terminating `';`.

`id` is the loop variable; it should be an unsigned int. The first iteration will set `id` to the lowest index in the bitmap. Successive iterations will iterate through, in order, all remaining indexes set in the bitmap. To be specific: each iteration will return a value for `id` such that `hwloc_bitmap_isset(bitmap, id)` is true.

The assert prevents the loop from being infinite if the bitmap is infinitely set.

### 23.25.2.2 hwloc\_bitmap\_foreach\_end

```
#define hwloc_bitmap_foreach_end( )
```

End of loop macro iterating on a bitmap.

Needs a terminating `';`.

See also

[hwloc\\_bitmap\\_foreach\\_begin\(\)](#)

## 23.25.3 Typedef Documentation

### 23.25.3.1 hwloc\_bitmap\_t

```
typedef struct hwloc_bitmap_s* hwloc_bitmap_t
```

Set of bits represented as an opaque pointer to an internal bitmap.

### 23.25.3.2 hwloc\_const\_bitmap\_t

```
typedef const struct hwloc_bitmap_s* hwloc_const_bitmap_t
```

a non-modifiable [hwloc\\_bitmap\\_t](#)

## 23.25.4 Function Documentation

### 23.25.4.1 hwloc\_bitmap\_allbut()

```
int hwloc_bitmap_allbut (
    hwloc_bitmap_t bitmap,
    unsigned id )
```

Fill the bitmap and clear the index `id`.

### 23.25.4.2 hwloc\_bitmap\_alloc()

```
hwloc_bitmap_t hwloc_bitmap_alloc (
    void )
```

Allocate a new empty bitmap.

**Returns**

A valid bitmap or NULL.

The bitmap should be freed by a corresponding call to [hwloc\\_bitmap\\_free\(\)](#).

**23.25.4.3 hwloc\_bitmap\_alloc\_full()**

```
hwloc_bitmap_t hwloc_bitmap_alloc_full (
    void )
```

Allocate a new full bitmap.

**Returns**

A valid bitmap or NULL.

The bitmap should be freed by a corresponding call to [hwloc\\_bitmap\\_free\(\)](#).

**23.25.4.4 hwloc\_bitmap\_and()**

```
int hwloc_bitmap_and (
    hwloc_bitmap_t res,
    hwloc_const_bitmap_t bitmap1,
    hwloc_const_bitmap_t bitmap2 )
```

And bitmaps `bitmap1` and `bitmap2` and store the result in bitmap `res`.  
`res` can be the same as `bitmap1` or `bitmap2`

**23.25.4.5 hwloc\_bitmap\_andnot()**

```
int hwloc_bitmap_andnot (
    hwloc_bitmap_t res,
    hwloc_const_bitmap_t bitmap1,
    hwloc_const_bitmap_t bitmap2 )
```

And bitmap `bitmap1` and the negation of `bitmap2` and store the result in bitmap `res`.  
`res` can be the same as `bitmap1` or `bitmap2`

**23.25.4.6 hwloc\_bitmap\_asprintf()**

```
int hwloc_bitmap_asprintf (
    char ** strp,
    hwloc_const_bitmap_t bitmap )
```

Stringify a bitmap into a newly allocated string in the default hwloc format.

**Note that if the bitmap is a CPU or nodeset, it contains physical indexes.**

Print the bits set inside a bitmap as a comma-separated list of hexadecimal 32-bit blocks. A bitmap containing bits 1, 33, 34, and all from 64 to 95 is printed as "0xffffffff,0x00000006,0x00000002".

**Returns**

the number of characters that were written (not including the ending `\0`).

-1 on error, for instance with `errno` set to `ENOMEM` on failure to allocate the output string.

**23.25.4.7 hwloc\_bitmap\_clr()**

```
int hwloc_bitmap_clr (
    hwloc_bitmap_t bitmap,
    unsigned id )
```

Remove index `id` from bitmap `bitmap`.

#### 23.25.4.8 hwloc\_bitmap\_clr\_range()

```
int hwloc_bitmap_clr_range (
    hwloc_bitmap_t bitmap,
    unsigned begin,
    int end )
```

Remove indexes from `begin` to `end` in bitmap `bitmap`.

If `end` is `-1`, the range is infinite.

#### 23.25.4.9 hwloc\_bitmap\_compare()

```
int hwloc_bitmap_compare (
    hwloc_const_bitmap_t bitmap1,
    hwloc_const_bitmap_t bitmap2 )
```

Compare bitmaps `bitmap1` and `bitmap2` in lexicographic order.

Lexicographic comparison of bitmaps, starting for their highest indexes. Compare last indexes first, then second, etc. The empty bitmap is considered lower than anything.

##### Returns

- 1 if `bitmap1` is considered smaller than `bitmap2`.
- 1 if `bitmap1` is considered larger than `bitmap2`.
- 0 if bitmaps are equal (contrary to [hwloc\\_bitmap\\_compare\\_first\(\)](#)).

For instance comparing binary bitmaps 0011 and 0110 returns -1 (hence 0011 is considered smaller than 0110). Comparing 00101 and 01010 returns -1 too.

##### Note

This is different from the non-existing `hwloc_bitmap_compare_last()` which would only compare the highest index of each bitmap.

#### 23.25.4.10 hwloc\_bitmap\_compare\_first()

```
int hwloc_bitmap_compare_first (
    hwloc_const_bitmap_t bitmap1,
    hwloc_const_bitmap_t bitmap2 )
```

Compare bitmaps `bitmap1` and `bitmap2` using their lowest index.

A bitmap is considered smaller if its least significant bit is smaller. The empty bitmap is considered higher than anything (because its least significant bit does not exist).

##### Returns

- 1 if `bitmap1` is considered smaller than `bitmap2`.
- 1 if `bitmap1` is considered larger than `bitmap2`.

For instance comparing binary bitmaps 0011 and 0110 returns -1 (hence 0011 is considered smaller than 0110) because least significant bit of 0011 (0001) is smaller than least significant bit of 0110 (0010). Comparing 01001 and 00110 would also return -1 for the same reason.

##### Returns

0 if bitmaps are considered equal, even if they are not strictly equal. They just need to have the same least significant bit. For instance, comparing binary bitmaps 0010 and 0110 returns 0 because they have the same least significant bit.

#### 23.25.4.11 hwloc\_bitmap\_copy()

```
int hwloc_bitmap_copy (
    hwloc_bitmap_t dst,
    hwloc_const_bitmap_t src )
```

Copy the contents of bitmap `src` into the already allocated bitmap `dst`.

#### 23.25.4.12 hwloc\_bitmap\_dup()

```
hwloc_bitmap_t hwloc_bitmap_dup (
    hwloc_const_bitmap_t bitmap )
```

Duplicate bitmap `bitmap` by allocating a new bitmap and copying `bitmap` contents.

If `bitmap` is NULL, NULL is returned.

#### 23.25.4.13 hwloc\_bitmap\_fill()

```
void hwloc_bitmap_fill (
    hwloc_bitmap_t bitmap )
```

Fill bitmap `bitmap` with all possible indexes (even if those objects don't exist or are otherwise unavailable)

#### 23.25.4.14 hwloc\_bitmap\_first()

```
int hwloc_bitmap_first (
    hwloc_const_bitmap_t bitmap )
```

Compute the first index (least significant bit) in bitmap `bitmap`.

##### Returns

the first index set in `bitmap`.

-1 if `bitmap` is empty.

#### 23.25.4.15 hwloc\_bitmap\_first\_unset()

```
int hwloc_bitmap_first_unset (
    hwloc_const_bitmap_t bitmap )
```

Compute the first unset index (least significant bit) in bitmap `bitmap`.

##### Returns

the first unset index in `bitmap`.

-1 if `bitmap` is full.

#### 23.25.4.16 hwloc\_bitmap\_free()

```
void hwloc_bitmap_free (
    hwloc_bitmap_t bitmap )
```

Free bitmap `bitmap`.

If `bitmap` is NULL, no operation is performed.

#### 23.25.4.17 hwloc\_bitmap\_from\_ith\_ulong()

```
int hwloc_bitmap_from_ith_ulong (
    hwloc_bitmap_t bitmap,
    unsigned i,
    unsigned long mask )
```

Setup bitmap `bitmap` from unsigned long `mask` used as `i`-th subset.

#### 23.25.4.18 hwloc\_bitmap\_from\_ulong()

```
int hwloc_bitmap_from_ulong (
    hwloc_bitmap_t bitmap,
    unsigned long mask )
```

Setup bitmap `bitmap` from unsigned long `mask`.

#### 23.25.4.19 hwloc\_bitmap\_from\_ulongs()

```
int hwloc_bitmap_from_ulongs (
    hwloc_bitmap_t bitmap,
    unsigned nr,
    const unsigned long * masks )
```

Setup bitmap `bitmap` from unsigned longs `masks` used as first `nr` subsets.

#### 23.25.4.20 hwloc\_bitmap\_intersects()

```
int hwloc_bitmap_intersects (
    hwloc_const_bitmap_t bitmap1,
    hwloc_const_bitmap_t bitmap2 )
```

Test whether bitmaps `bitmap1` and `bitmap2` intersect.

##### Returns

1 if bitmaps intersect, 0 otherwise.

##### Note

The empty bitmap does not intersect any other bitmap.

#### 23.25.4.21 hwloc\_bitmap\_isequal()

```
int hwloc_bitmap_isequal (
    hwloc_const_bitmap_t bitmap1,
    hwloc_const_bitmap_t bitmap2 )
```

Test whether bitmap `bitmap1` is equal to bitmap `bitmap2`.

##### Returns

1 if bitmaps are equal, 0 otherwise.

#### 23.25.4.22 hwloc\_bitmap\_isfull()

```
int hwloc_bitmap_isfull (
    hwloc_const_bitmap_t bitmap )
```

Test whether bitmap `bitmap` is completely full.

##### Returns

1 if bitmap is full, 0 otherwise.

##### Note

A full bitmap is always infinitely set.

**23.25.4.23 hwloc\_bitmap\_isincluded()**

```
int hwloc_bitmap_isincluded (
    hwloc_const_bitmap_t sub_bitmap,
    hwloc_const_bitmap_t super_bitmap )
```

Test whether bitmap `sub_bitmap` is part of bitmap `super_bitmap`.

**Returns**

1 if `sub_bitmap` is included in `super_bitmap`, 0 otherwise.

**Note**

The empty bitmap is considered included in any other bitmap.

**23.25.4.24 hwloc\_bitmap\_isset()**

```
int hwloc_bitmap_isset (
    hwloc_const_bitmap_t bitmap,
    unsigned id )
```

Test whether index `id` is part of bitmap `bitmap`.

**Returns**

1 if the bit at index `id` is set in bitmap `bitmap`, 0 otherwise.

**23.25.4.25 hwloc\_bitmap\_iszero()**

```
int hwloc_bitmap_iszero (
    hwloc_const_bitmap_t bitmap )
```

Test whether bitmap `bitmap` is empty.

**Returns**

1 if bitmap is empty, 0 otherwise.

**23.25.4.26 hwloc\_bitmap\_last()**

```
int hwloc_bitmap_last (
    hwloc_const_bitmap_t bitmap )
```

Compute the last index (most significant bit) in bitmap `bitmap`.

**Returns**

the last index set in `bitmap`.

-1 if `bitmap` is empty, or if `bitmap` is infinitely set.

**23.25.4.27 hwloc\_bitmap\_last\_unset()**

```
int hwloc_bitmap_last_unset (
    hwloc_const_bitmap_t bitmap )
```

Compute the last unset index (most significant bit) in bitmap `bitmap`.

**Returns**

the last index unset in `bitmap`.

-1 if `bitmap` is full, or if `bitmap` is not infinitely set.

**23.25.4.28 hwloc\_bitmap\_list\_asprintf()**

```
int hwloc_bitmap_list_asprintf (
    char ** strp,
    hwloc_const_bitmap_t bitmap )
```

Stringify a bitmap into a newly allocated list string.

**Note that if the bitmap is a CPU or nodeset, it contains physical indexes.**

Lists are comma-separated indexes or ranges. Ranges are dash separated indexes. A bitmap containing bits 1, 33, 34, and all from 64 to 95 is printed as "1, 33-34, 64-95". The last range may not have an ending index if the bitmap is infinitely set.

**Returns**

the number of characters that were written (not including the ending \0).

-1 on error, for instance with `errno` set to `ENOMEM` on failure to allocate the output string.

**23.25.4.29 hwloc\_bitmap\_list\_snprintf()**

```
int hwloc_bitmap_list_snprintf (
    char *restrict buf,
    size_t buflen,
    hwloc_const_bitmap_t bitmap )
```

Stringify a bitmap in the list format.

**Note that if the bitmap is a CPU or nodeset, it contains physical indexes.**

Lists are comma-separated indexes or ranges. Ranges are dash separated indexes. A bitmap containing bits 1, 33, 34, and all from 64 to 95 is printed as "1, 33-34, 64-95". The last range may not have an ending index if the bitmap is infinitely set.

Up to `buflen` characters may be written in buffer `buf`.

If `buflen` is 0, `buf` may safely be `NULL`.

**Returns**

the number of characters that were actually written if not truncating, or that would have been written (not including the ending \0).

-1 on error.

**23.25.4.30 hwloc\_bitmap\_list\_sscanf()**

```
int hwloc_bitmap_list_sscanf (
    hwloc_bitmap_t bitmap,
    const char *restrict string )
```

Parse a list string and stores it in bitmap `bitmap`.

**Note that if the bitmap is a CPU or nodeset, the input string must contain physical indexes.**

Lists are comma-separated indexes or ranges. Ranges are dash separated indexes. String "1, 33-34, 64-95" is parsed as a bitmap containing bits 1, 33, 34, and all from 64 to 95. The last range may not have an ending index if the bitmap is infinitely set.

**Returns**

0 on success, -1 on error.

**23.25.4.31 hwloc\_bitmap\_next()**

```
int hwloc_bitmap_next (
    hwloc_const_bitmap_t bitmap,
    int prev )
```

Compute the next index in bitmap `bitmap` which is after index `prev`.



**Returns**

- the first index set in `bitmap` if `prev` is `-1`.
- the next index set in `bitmap` if `prev` is not `-1`.
- `-1` if no index with higher index is set in `bitmap`.

**23.25.4.32 hwloc\_bitmap\_next\_unset()**

```
int hwloc_bitmap_next_unset (
    hwloc_const_bitmap_t bitmap,
    int prev )
```

Compute the next unset index in `bitmap` which is after index `prev`.

**Returns**

- the first index unset in `bitmap` if `prev` is `-1`.
- the next index unset in `bitmap` if `prev` is not `-1`.
- `-1` if no index with higher index is unset in `bitmap`.

**23.25.4.33 hwloc\_bitmap\_not()**

```
int hwloc_bitmap_not (
    hwloc_bitmap_t res,
    hwloc_const_bitmap_t bitmap )
```

Negate `bitmap` and store the result in `res`.

`res` can be the same as `bitmap`

**23.25.4.34 hwloc\_bitmap\_nr\_ulong()**

```
int hwloc_bitmap_nr_ulong (
    hwloc_const_bitmap_t bitmap )
```

Return the number of unsigned longs required for storing `bitmap` entirely.

This is the number of contiguous unsigned longs from the very first bit of the `bitmap` (even if unset) up to the last set bit. This is useful for knowing the `nr` parameter to pass to [hwloc\\_bitmap\\_to\\_ulong\(\)](#) (or which calls to [hwloc\\_bitmap\\_to\\_ith\\_ulong\(\)](#) are needed) to entirely convert a `bitmap` into multiple unsigned longs.

When called on the output of [hwloc\\_topology\\_get\\_topology\\_cpuset\(\)](#), the returned number is large enough for all `cpusets` of the topology.

**Returns**

- the number of unsigned longs required.
- `-1` if `bitmap` is infinite.

**23.25.4.35 hwloc\_bitmap\_only()**

```
int hwloc_bitmap_only (
    hwloc_bitmap_t bitmap,
    unsigned id )
```

Empty the `bitmap` and add bit `id`.

**23.25.4.36 hwloc\_bitmap\_or()**

```
int hwloc_bitmap_or (
    hwloc_bitmap_t res,
    hwloc_const_bitmap_t bitmap1,
    hwloc_const_bitmap_t bitmap2 )
```

Or bitmaps `bitmap1` and `bitmap2` and store the result in bitmap `res`.  
`res` can be the same as `bitmap1` or `bitmap2`

**23.25.4.37 hwloc\_bitmap\_set()**

```
int hwloc_bitmap_set (
    hwloc_bitmap_t bitmap,
    unsigned id )
```

Add index `id` in bitmap `bitmap`.

**23.25.4.38 hwloc\_bitmap\_set\_ith\_ulong()**

```
int hwloc_bitmap_set_ith_ulong (
    hwloc_bitmap_t bitmap,
    unsigned i,
    unsigned long mask )
```

Replace `i`-th subset of bitmap `bitmap` with unsigned long `mask`.

**23.25.4.39 hwloc\_bitmap\_set\_range()**

```
int hwloc_bitmap_set_range (
    hwloc_bitmap_t bitmap,
    unsigned begin,
    int end )
```

Add indexes from `begin` to `end` in bitmap `bitmap`.  
 If `end` is `-1`, the range is infinite.

**23.25.4.40 hwloc\_bitmap\_singlify()**

```
int hwloc_bitmap_singlify (
    hwloc_bitmap_t bitmap )
```

Keep a single index among those set in bitmap `bitmap`.

May be useful before binding so that the process does not have a chance of migrating between multiple processors in the original mask. Instead of running the task on any PU inside the given CPU set, the operating system scheduler will be forced to run it on a single of these PUs. It avoids a migration overhead and cache-line ping-pongs between PUs.

**Note**

This function is NOT meant to distribute multiple processes within a single CPU set. It always return the same single bit when called multiple times on the same input set. [hwloc\\_distrib\(\)](#) may be used for generating CPU sets to distribute multiple tasks below a single multi-PU object.

This function cannot be applied to an object set directly. It should be applied to a copy (which may be obtained with [hwloc\\_bitmap\\_dup\(\)](#)).

**23.25.4.41 hwloc\_bitmap\_snprintf()**

```
int hwloc_bitmap_snprintf (
    char *restrict buf,
```

```
size_t buflen,
hwloc_const_bitmap_t bitmap )
```

Stringify a bitmap in the default hwloc format.

**Note that if the bitmap is a CPU or nodeset, it contains physical indexes.**

Print the bits set inside a bitmap as a comma-separated list of hexadecimal 32-bit blocks. A bitmap containing bits 1, 33, 34, and all from 64 to 95 is printed as "0xffffffff,0x00000006,0x00000002".

Up to `buflen` characters may be written in buffer `buf`.

If `buflen` is 0, `buf` may safely be NULL.

**Returns**

the number of characters that were actually written if not truncating, or that would have been written (not including the ending `\0`).

-1 on error.

#### 23.25.4.42 hwloc\_bitmap\_sscanf()

```
int hwloc_bitmap_sscanf (
    hwloc_bitmap_t bitmap,
    const char *restrict string )
```

Parse a bitmap string as the default hwloc format and stores it in bitmap `bitmap`.

**Note that if the bitmap is a CPU or nodeset, the input string must contain physical indexes.**

The input string should be a comma-separated list of hexadecimal 32-bit blocks. String "0xffffffff,0x6,0x2" is parsed as a bitmap containing all bits between 64 and 95, and bits 33, 34 and 1.

**Returns**

0 on success, -1 on error.

#### 23.25.4.43 hwloc\_bitmap\_taskset\_asprintf()

```
int hwloc_bitmap_taskset_asprintf (
    char ** strp,
    hwloc_const_bitmap_t bitmap )
```

Stringify a bitmap into a newly allocated taskset-specific string.

**Note that if the bitmap is a CPU or nodeset, it contains physical indexes.**

The taskset program manipulates bitmap strings that contain a single (possible very long) hexadecimal number starting with 0x. A bitmap containing bits 1, 33, 34, and all from 64 to 95 is printed as "0xffffffff0000000600000002".

**Returns**

the number of characters that were written (not including the ending `\0`).

-1 on error, for instance with `errno` set to `ENOMEM` on failure to allocate the output string.

#### 23.25.4.44 hwloc\_bitmap\_taskset\_snprintf()

```
int hwloc_bitmap_taskset_snprintf (
    char *restrict buf,
    size_t buflen,
    hwloc_const_bitmap_t bitmap )
```

Stringify a bitmap in the taskset-specific format.

**Note that if the bitmap is a CPU or nodeset, it contains physical indexes.**

The taskset program manipulates bitmap strings that contain a single (possible very long) hexadecimal number starting with 0x. A bitmap containing bits 1, 33, 34, and all from 64 to 95 is printed as "0xffffffff0000000600000002".

Up to `buflen` characters may be written in buffer `buf`.

If `buflen` is 0, `buf` may safely be NULL.

**Returns**

the number of characters that were actually written if not truncating, or that would have been written (not including the ending `\0`).

-1 on error.

**23.25.4.45 hwloc\_bitmap\_taskset\_sscanf()**

```
int hwloc_bitmap_taskset_sscanf (
    hwloc_bitmap_t bitmap,
    const char *restrict string )
```

Parse a taskset-specific bitmap string and stores it in bitmap `bitmap`.

**Note that if the bitmap is a CPU or nodeset, the input string must contain physical indexes.**

The taskset program manipulates bitmap strings that contain a single (possible very long) hexadecimal number starting with 0x. String "0xffffffff0000000600000002" is parsed as a bitmap containing all bits between 64 and 95, and bits 33, 34 and 1.

**Returns**

0 on success, -1 on error.

**23.25.4.46 hwloc\_bitmap\_to\_ith\_ulong()**

```
unsigned long hwloc_bitmap_to_ith_ulong (
    hwloc_const_bitmap_t bitmap,
    unsigned i )
```

Convert the `i`-th subset of bitmap `bitmap` into unsigned long mask.

**23.25.4.47 hwloc\_bitmap\_to\_ulong()**

```
unsigned long hwloc_bitmap_to_ulong (
    hwloc_const_bitmap_t bitmap )
```

Convert the beginning part of bitmap `bitmap` into unsigned long mask.

**23.25.4.48 hwloc\_bitmap\_to\_ulongs()**

```
int hwloc_bitmap_to_ulongs (
    hwloc_const_bitmap_t bitmap,
    unsigned nr,
    unsigned long * masks )
```

Convert the first `nr` subsets of bitmap `bitmap` into the array of `nr` unsigned long masks.

`nr` may be determined earlier with [hwloc\\_bitmap\\_nr\\_ulongs\(\)](#).

**Returns**

0

**23.25.4.49 hwloc\_bitmap\_weight()**

```
int hwloc_bitmap_weight (
    hwloc_const_bitmap_t bitmap )
```

Compute the "weight" of bitmap `bitmap` (i.e., number of indexes that are in the bitmap).

**Returns**

the number of indexes that are in the bitmap.

-1 if `bitmap` is infinitely set.

**23.25.4.50 hwloc\_bitmap\_xor()**

```
int hwloc_bitmap_xor (
    hwloc_bitmap_t res,
    hwloc_const_bitmap_t bitmap1,
    hwloc_const_bitmap_t bitmap2 )
```

Xor bitmaps `bitmap1` and `bitmap2` and store the result in bitmap `res`.

`res` can be the same as `bitmap1` or `bitmap2`

**23.25.4.51 hwloc\_bitmap\_zero()**

```
void hwloc_bitmap_zero (
    hwloc_bitmap_t bitmap )
```

Empty the bitmap `bitmap`.

**23.26 Exporting Topologies to XML****Enumerations**

- enum `hwloc_topology_export_xml_flags_e` { `HWLOC_TOPOLOGY_EXPORT_XML_FLAG_V1` }

**Functions**

- int `hwloc_topology_export_xml` (`hwloc_topology_t` topology, const char \*xmlpath, unsigned long flags)
- int `hwloc_topology_export_xmlbuffer` (`hwloc_topology_t` topology, char \*\*xmlbuffer, int \*buflen, unsigned long flags)
- void `hwloc_free_xmlbuffer` (`hwloc_topology_t` topology, char \*xmlbuffer)
- void `hwloc_topology_set_userdata_export_callback` (`hwloc_topology_t` topology, void(\*export\_cb)(void \*reserved, `hwloc_topology_t` topology, `hwloc_obj_t` obj))
- int `hwloc_export_obj_userdata` (void \*reserved, `hwloc_topology_t` topology, `hwloc_obj_t` obj, const char \*name, const void \*buffer, size\_t length)
- int `hwloc_export_obj_userdata_base64` (void \*reserved, `hwloc_topology_t` topology, `hwloc_obj_t` obj, const char \*name, const void \*buffer, size\_t length)
- void `hwloc_topology_set_userdata_import_callback` (`hwloc_topology_t` topology, void(\*import\_cb)(`hwloc_topology_t` topology, `hwloc_obj_t` obj, const char \*name, const void \*buffer, size\_t length))

**23.26.1 Detailed Description****23.26.2 Enumeration Type Documentation****23.26.2.1 hwloc\_topology\_export\_xml\_flags\_e**

```
enum hwloc_topology_export_xml_flags_e
```

Flags for exporting XML topologies.

Flags to be given as a OR'ed set to `hwloc_topology_export_xml()`.

**Enumerator**

HWLOC_TOPOLOGY_EXPORT_XML_FLAG_V1	Export XML that is loadable by hwloc v1.x. However, the export may miss some details about the topology.
-----------------------------------	----------------------------------------------------------------------------------------------------------

### 23.26.3 Function Documentation

#### 23.26.3.1 hwloc\_export\_obj\_userdata()

```
int hwloc_export_obj_userdata (
    void * reserved,
    hwloc_topology_t topology,
    hwloc_obj_t obj,
    const char * name,
    const void * buffer,
    size_t length )
```

Export some object userdata to XML.

This function may only be called from within the export() callback passed to [hwloc\\_topology\\_set\\_userdata\\_export\\_callback\(\)](#). It may be invoked one of multiple times to export some userdata to XML. The `buffer` content of length `length` is stored with optional name `name`.

When importing this XML file, the import() callback (if set) will be called exactly as many times as [hwloc\\_export\\_obj\\_userdata\(\)](#) was called during export(). It will receive the corresponding `name`, `buffer` and `length` arguments.

`reserved`, `topology` and `obj` must be the first three parameters that were given to the export callback.

Only printable characters may be exported to XML string attributes.

If exporting binary data, the application should first encode into printable characters only (or use [hwloc\\_export\\_obj\\_userdata\\_base64\(\)](#)). It should also take care of portability issues if the export may be reimported on a different architecture.

##### Returns

0 on success.

-1 with `errno` set to `EINVAL` if a non-printable character is passed in `name` or `buffer`.

#### 23.26.3.2 hwloc\_export\_obj\_userdata\_base64()

```
int hwloc_export_obj_userdata_base64 (
    void * reserved,
    hwloc_topology_t topology,
    hwloc_obj_t obj,
    const char * name,
    const void * buffer,
    size_t length )
```

Encode and export some object userdata to XML.

This function is similar to [hwloc\\_export\\_obj\\_userdata\(\)](#) but it encodes the input buffer into printable characters before exporting. On import, decoding is automatically performed before the data is given to the import() callback if any.

This function may only be called from within the export() callback passed to [hwloc\\_topology\\_set\\_userdata\\_export\\_callback\(\)](#).

The name must be made of printable characters for export to XML string attributes.

The function does not take care of portability issues if the export may be reimported on a different architecture.

##### Returns

0 on success.

-1 with `errno` set to `EINVAL` if a non-printable character is passed in `name`.

#### 23.26.3.3 hwloc\_free\_xmlbuffer()

```
void hwloc_free_xmlbuffer (
    hwloc_topology_t topology,
    char * xmlbuffer )
```

Free a buffer allocated by [hwloc\\_topology\\_export\\_xmlbuffer\(\)](#)

### 23.26.3.4 hwloc\_topology\_export\_xml()

```
int hwloc_topology_export_xml (
    hwloc_topology_t topology,
    const char * xmlpath,
    unsigned long flags )
```

Export the topology into an XML file.

This file may be loaded later through [hwloc\\_topology\\_set\\_xml\(\)](#).

By default, the latest export format is used, which means older hwloc releases (e.g. v1.x) will not be able to import it. Exporting to v1.x specific XML format is possible using flag [HWLOC\\_TOPOLOGY\\_EXPORT\\_XML\\_FLAG\\_V1](#) but it may miss some details about the topology. If there is any chance that the exported file may ever be imported back by a process using hwloc 1.x, one should consider detecting it at runtime and using the corresponding export format.

`flags` is a OR'ed set of [hwloc\\_topology\\_export\\_xml\\_flags\\_e](#).

#### Returns

0 on success, or -1 on error.

#### Note

See also [hwloc\\_topology\\_set\\_userdata\\_export\\_callback\(\)](#) for exporting application-specific object userdata.

The topology-specific userdata pointer is ignored when exporting to XML.

Only printable characters may be exported to XML string attributes. Any other character, especially any non-ASCII character, will be silently dropped.

If `name` is "-", the XML output is sent to the standard output.

### 23.26.3.5 hwloc\_topology\_export\_xmlbuffer()

```
int hwloc_topology_export_xmlbuffer (
    hwloc_topology_t topology,
    char ** xmlbuffer,
    int * buflen,
    unsigned long flags )
```

Export the topology into a newly-allocated XML memory buffer.

`xmlbuffer` is allocated by the callee and should be freed with [hwloc\\_free\\_xmlbuffer\(\)](#) later in the caller.

This memory buffer may be loaded later through [hwloc\\_topology\\_set\\_xmlbuffer\(\)](#).

By default, the latest export format is used, which means older hwloc releases (e.g. v1.x) will not be able to import it. Exporting to v1.x specific XML format is possible using flag [HWLOC\\_TOPOLOGY\\_EXPORT\\_XML\\_FLAG\\_V1](#) but it may miss some details about the topology. If there is any chance that the exported buffer may ever be imported back by a process using hwloc 1.x, one should consider detecting it at runtime and using the corresponding export format.

The returned buffer ends with a `\0` that is included in the returned length.

`flags` is a OR'ed set of [hwloc\\_topology\\_export\\_xml\\_flags\\_e](#).

#### Returns

0 on success, or -1 on error.

#### Note

See also [hwloc\\_topology\\_set\\_userdata\\_export\\_callback\(\)](#) for exporting application-specific object userdata.

The topology-specific userdata pointer is ignored when exporting to XML.

Only printable characters may be exported to XML string attributes. Any other character, especially any non-ASCII character, will be silently dropped.

### 23.26.3.6 hwloc\_topology\_set\_userdata\_export\_callback()

```
void hwloc_topology_set_userdata_export_callback (
    hwloc_topology_t topology,
    void(*) (void *reserved, hwloc_topology_t topology, hwloc_obj_t obj) export_cb )
```

Set the application-specific callback for exporting object userdata.

The object userdata pointer is not exported to XML by default because hwloc does not know what it contains.

This function lets applications set `export_cb` to a callback function that converts this opaque userdata into an exportable string.

`export_cb` is invoked during XML export for each object whose `userdata` pointer is not `NULL`. The callback should use [hwloc\\_export\\_obj\\_userdata\(\)](#) or [hwloc\\_export\\_obj\\_userdata\\_base64\(\)](#) to actually export something to XML (possibly multiple times per object).

`export_cb` may be set to `NULL` if userdata should not be exported to XML.

#### Note

The topology-specific userdata pointer is ignored when exporting to XML.

### 23.26.3.7 hwloc\_topology\_set\_userdata\_import\_callback()

```
void hwloc_topology_set_userdata_import_callback (
    hwloc_topology_t topology,
    void(*) (hwloc_topology_t topology, hwloc_obj_t obj, const char *name, const void
*buffer, size_t length) import_cb )
```

Set the application-specific callback for importing userdata.

On XML import, userdata is ignored by default because hwloc does not know how to store it in memory.

This function lets applications set `import_cb` to a callback function that will get the XML-stored userdata and store it in the object as expected by the application.

`import_cb` is called during [hwloc\\_topology\\_load\(\)](#) as many times as [hwloc\\_export\\_obj\\_userdata\(\)](#) was called during export. The topology is not entirely setup yet. Object attributes are ready to consult, but links between objects are not.

`import_cb` may be `NULL` if userdata should be ignored during import.

#### Note

`buffer` contains `length` characters followed by a null byte (`'\0'`).

This function should be called before [hwloc\\_topology\\_load\(\)](#).

The topology-specific userdata pointer is ignored when importing from XML.

## 23.27 Exporting Topologies to Synthetic

### Enumerations

- enum [hwloc\\_topology\\_export\\_synthetic\\_flags\\_e](#) { [HWLOC\\_TOPOLOGY\\_EXPORT\\_SYNTHETIC\\_FLAG\\_NO\\_EXTENDED\\_TYPES](#), [HWLOC\\_TOPOLOGY\\_EXPORT\\_SYNTHETIC\\_FLAG\\_NO\\_ATTRS](#), [HWLOC\\_TOPOLOGY\\_EXPORT\\_SYNTHETIC\\_FLAG\\_V1](#), [HWLOC\\_TOPOLOGY\\_EXPORT\\_SYNTHETIC\\_FLAG\\_IGNORE\\_MEMORY](#) }

### Functions

- int [hwloc\\_topology\\_export\\_synthetic](#) ([hwloc\\_topology\\_t](#) topology, char \*buffer, size\_t buflen, unsigned long flags)

### 23.27.1 Detailed Description

### 23.27.2 Enumeration Type Documentation

#### 23.27.2.1 hwloc\_topology\_export\_synthetic\_flags\_e

```
enum hwloc_topology_export_synthetic_flags_e
```



Flags for exporting synthetic topologies.

Flags to be given as a OR'ed set to [hwloc\\_topology\\_export\\_synthetic\(\)](#).

#### Enumerator

HWLOC_TOPOLOGY_EXPORT_SYNTHETIC_↔ FLAG_NO_EXTENDED_TYPES	Export extended types such as L2dcache as basic types such as Cache. This is required if loading the synthetic description with hwloc < 1.9.
HWLOC_TOPOLOGY_EXPORT_SYNTHETIC_↔ FLAG_NO_ATTRS	Do not export level attributes. Ignore level attributes such as memory/cache sizes or PU indexes. This is required if loading the synthetic description with hwloc < 1.10.
HWLOC_TOPOLOGY_EXPORT_SYNTHETIC_↔ FLAG_V1	Export the memory hierarchy as expected in hwloc 1.x. Instead of attaching memory children to levels, export single NUMA node child as normal intermediate levels, when possible. This is required if loading the synthetic description with hwloc 1.x. However this may fail if some objects have multiple local NUMA nodes.
HWLOC_TOPOLOGY_EXPORT_SYNTHETIC_↔ FLAG_IGNORE_MEMORY	Do not export memory information. Only export the actual hierarchy of normal CPU-side objects and ignore where memory is attached. This is useful for when the hierarchy of CPUs is what really matters, but it behaves as if there was a single machine-wide NUMA node.

## 23.27.3 Function Documentation

### 23.27.3.1 hwloc\_topology\_export\_synthetic()

```
int hwloc_topology_export_synthetic (
    hwloc_topology_t topology,
    char * buffer,
    size_t buflen,
    unsigned long flags )
```

Export the topology as a synthetic string.

At most `buflen` characters will be written in `buffer`, including the terminating `\0`.

This exported string may be given back to [hwloc\\_topology\\_set\\_synthetic\(\)](#).

`flags` is a OR'ed set of [hwloc\\_topology\\_export\\_synthetic\\_flags\\_e](#).

#### Returns

The number of characters that were written, not including the terminating `\0`.

-1 if the topology could not be exported, for instance if it is not symmetric.

#### Note

I/O and Misc children are ignored, the synthetic string only describes normal children.

A 1024-byte buffer should be large enough for exporting topologies in the vast majority of cases.

## 23.28 Retrieve distances between objects

### Data Structures

- struct [hwloc\\_distances\\_s](#)

## Enumerations

- enum `hwloc_distances_kind_e` {  
`HWLOC_DISTANCES_KIND_FROM_OS`, `HWLOC_DISTANCES_KIND_FROM_USER`, `HWLOC_DISTANCES_KIND_MEANS_LATENCY`,  
`HWLOC_DISTANCES_KIND_MEANS_BANDWIDTH`,  
`HWLOC_DISTANCES_KIND_HETEROGENEOUS_TYPES` }
- enum `hwloc_distances_transform_e` { `HWLOC_DISTANCES_TRANSFORM_REMOVE_NULL`, `HWLOC_DISTANCES_TRANSFORM_REMOVE_UNUSED_PORTS`,  
`HWLOC_DISTANCES_TRANSFORM_MERGE_SWITCH_PORTS`, `HWLOC_DISTANCES_TRANSFORM_TRANSITIVE_CLOSURE` }  
}

## Functions

- int `hwloc_distances_get` (`hwloc_topology_t` topology, unsigned \*nr, struct `hwloc_distances_s` \*\*distances, unsigned long kind, unsigned long flags)
- int `hwloc_distances_get_by_depth` (`hwloc_topology_t` topology, int depth, unsigned \*nr, struct `hwloc_distances_s` \*\*distances, unsigned long kind, unsigned long flags)
- int `hwloc_distances_get_by_type` (`hwloc_topology_t` topology, `hwloc_obj_type_t` type, unsigned \*nr, struct `hwloc_distances_s` \*\*distances, unsigned long kind, unsigned long flags)
- int `hwloc_distances_get_by_name` (`hwloc_topology_t` topology, const char \*name, unsigned \*nr, struct `hwloc_distances_s` \*\*distances, unsigned long flags)
- const char \* `hwloc_distances_get_name` (`hwloc_topology_t` topology, struct `hwloc_distances_s` \*distances)
- void `hwloc_distances_release` (`hwloc_topology_t` topology, struct `hwloc_distances_s` \*distances)
- int `hwloc_distances_transform` (`hwloc_topology_t` topology, struct `hwloc_distances_s` \*distances, enum `hwloc_distances_transform_e` transform, void \*transform\_attr, unsigned long flags)

### 23.28.1 Detailed Description

### 23.28.2 Enumeration Type Documentation

#### 23.28.2.1 `hwloc_distances_kind_e`

enum `hwloc_distances_kind_e`

Kinds of distance matrices.

The `kind` attribute of struct `hwloc_distances_s` is a OR'ed set of kinds.

Each distance matrix may have only one kind among `HWLOC_DISTANCES_KIND_FROM_*` specifying where distance information comes from, and one kind among `HWLOC_DISTANCES_KIND_MEANS_*` specifying whether values are latencies or bandwidths.

#### Enumerator

<code>HWLOC_DISTANCES_KIND_FROM_OS</code>	These distances were obtained from the operating system or hardware.
<code>HWLOC_DISTANCES_KIND_FROM_USER</code>	These distances were provided by the user.
<code>HWLOC_DISTANCES_KIND_MEANS_LATENCY</code>	Distance values are similar to latencies between objects. Values are smaller for closer objects, hence minimal on the diagonal of the matrix (distance between an object and itself). It could also be the number of network hops between objects, etc.
<code>HWLOC_DISTANCES_KIND_MEANS_BANDWIDTH</code>	Distance values are similar to bandwidths between objects. Values are higher for closer objects, hence maximal on the diagonal of the matrix (distance between an object and itself). Such values are currently ignored for distance-based grouping.

## Enumerator

HWLOC_DISTANCES_KIND_HETEROGENEOUS_TYPES↔	This distances structure covers objects of different types. This may apply to the "NVLinkBandwidth" structure in presence of a NVSwitch or POWER processor NVLink port.
-------------------------------------------	-------------------------------------------------------------------------------------------------------------------------------------------------------------------------

## 23.28.2.2 hwloc\_distances\_transform\_e

enum [hwloc\\_distances\\_transform\\_e](#)

Transformations of distances structures.

## Enumerator

HWLOC_DISTANCES_TRANSFORM_REMOVE_NULL	Remove NULL objects from the distances structure. Every object that was replaced with NULL in the <code>objs</code> array is removed and the <code>values</code> array is updated accordingly. At least 2 objects must remain, otherwise <a href="#">hwloc_distances_transform()</a> will return -1 with <code>errno</code> set to EINVAL. <code>kind</code> will be updated with or without <a href="#">HWLOC_DISTANCES_KIND_HETEROGENEOUS_TYPES</a> according to the remaining objects.
HWLOC_DISTANCES_TRANSFORM_LINKS	Replace bandwidth values with a number of links. Usually all values will be either 0 (no link) or 1 (one link). However some matrices could get larger values if some pairs of peers are connected by different numbers of links. Values on the diagonal are set to 0. This transformation only applies to bandwidth matrices.
HWLOC_DISTANCES_TRANSFORM_MERGE_SWITCH_PORTS↔	Merge switches with multiple ports into a single object. This currently only applies to NVSwitches where GPUs seem connected to different separate switch ports in the NVLinkBandwidth matrix. This transformation will replace all of them with the same port connected to all GPUs. Other ports are removed by applying <a href="#">HWLOC_DISTANCES_TRANSFORM_REMOVE_NULL</a> internally.
HWLOC_DISTANCES_TRANSFORM_TRANSITIVE_CLOSURE↔	Apply a transitive closure to the matrix to connect objects across switches. This currently only applies to GPUs and NVSwitches in the NVLinkBandwidth matrix. All pairs of GPUs will be reported as directly connected.

## 23.28.3 Function Documentation

## 23.28.3.1 hwloc\_distances\_get()

```
int hwloc_distances_get (
    hwloc_topology_t topology,
    unsigned * nr,
    struct hwloc_distances_s ** distances,
```

```

    unsigned long kind,
    unsigned long flags )

```

Retrieve distance matrices.

Retrieve distance matrices from the topology into the `distances` array.

`flags` is currently unused, should be 0.

`kind` serves as a filter. If 0, all distance matrices are returned. If it contains some `HWLOC_DISTANCES_KIND_↵_FROM_*`, only distance matrices whose kind matches one of these are returned. If it contains some `HWLOC_↵DISTANCES_KIND_MEANS_*`, only distance matrices whose kind matches one of these are returned.

On input, `nr` points to the number of distance matrices that may be stored in `distances`. On output, `nr` points to the number of distance matrices that were actually found, even if some of them couldn't be stored in `distances`. Distance matrices that couldn't be stored are ignored, but the function still returns success (0). The caller may find out by comparing the value pointed by `nr` before and after the function call.

Each distance matrix returned in the `distances` array should be released by the caller using [hwloc\\_distances\\_release\(\)](#).

#### Returns

0 on success, -1 on error.

### 23.28.3.2 hwloc\_distances\_get\_by\_depth()

```

int hwloc_distances_get_by_depth (
    hwloc_topology_t topology,
    int depth,
    unsigned * nr,
    struct hwloc_distances_s ** distances,
    unsigned long kind,
    unsigned long flags )

```

Retrieve distance matrices for object at a specific depth in the topology.

Identical to [hwloc\\_distances\\_get\(\)](#) with the additional `depth` filter.

#### Returns

0 on success, -1 on error.

### 23.28.3.3 hwloc\_distances\_get\_by\_name()

```

int hwloc_distances_get_by_name (
    hwloc_topology_t topology,
    const char * name,
    unsigned * nr,
    struct hwloc_distances_s ** distances,
    unsigned long flags )

```

Retrieve a distance matrix with the given name.

Usually only one distances structure may match a given name.

The name of the most common structure is "NUMALatency". Others include "XGMIBandwidth", "XGMIHops", "XeLink↵Bandwidth", and "NVLinkBandwidth".

#### Returns

0 on success, -1 on error.

### 23.28.3.4 hwloc\_distances\_get\_by\_type()

```

int hwloc_distances_get_by_type (
    hwloc_topology_t topology,

```

```
hwloc_obj_type_t type,
unsigned * nr,
struct hwloc_distances_s ** distances,
unsigned long kind,
unsigned long flags )
```

Retrieve distance matrices for object of a specific type.

Identical to [hwloc\\_distances\\_get\(\)](#) with the additional `type` filter.

#### Returns

0 on success, -1 on error.

#### 23.28.3.5 hwloc\_distances\_get\_name()

```
const char * hwloc_distances_get_name (
    hwloc_topology_t topology,
    struct hwloc_distances_s * distances )
```

Get a description of what a distances structure contains.

For instance "NUMALatency" for hardware-provided NUMA distances (ACPI SLIT), or `NULL` if unknown.

#### Returns

the constant string with the name of the distance structure.

#### Note

The returned name should not be freed by the caller, it belongs to the hwloc library.

#### 23.28.3.6 hwloc\_distances\_release()

```
void hwloc_distances_release (
    hwloc_topology_t topology,
    struct hwloc_distances_s * distances )
```

Release a distance matrix structure previously returned by [hwloc\\_distances\\_get\(\)](#).

#### Note

This function is not required if the structure is removed with [hwloc\\_distances\\_release\\_remove\(\)](#).

#### 23.28.3.7 hwloc\_distances\_transform()

```
int hwloc_distances_transform (
    hwloc_topology_t topology,
    struct hwloc_distances_s * distances,
    enum hwloc_distances_transform_e transform,
    void * transform_attr,
    unsigned long flags )
```

Apply a transformation to a distances structure.

Modify a distances structure that was previously obtained with [hwloc\\_distances\\_get\(\)](#) or one of its variants.

This modifies the local copy of the distances structures but does not modify the distances information stored inside the topology (retrieved by another call to [hwloc\\_distances\\_get\(\)](#) or exported to XML). To do so, one should add a new distances structure with same name, kind, objects and values (see [Add distances between objects](#)) and then remove this old one with [hwloc\\_distances\\_release\\_remove\(\)](#).

`transform` must be one of the transformations listed in [hwloc\\_distances\\_transform\\_e](#).

These transformations may modify the contents of the `objs` or `values` arrays.

`transform_attr` must be `NULL` for now.

`flags` must be 0 for now.

**Returns**

0 on success, -1 on error for instance if flags are invalid.

**Note**

Objects in distances array `objs` may be directly modified in place without using [hwloc\\_distances\\_transform\(\)](#).  
One may use [hwloc\\_get\\_obj\\_with\\_same\\_locality\(\)](#) to easily convert between similar objects of different types.

## 23.29 Helpers for consulting distance matrices

**Functions**

- static int [hwloc\\_distances\\_obj\\_index](#) (struct [hwloc\\_distances\\_s](#) \*distances, [hwloc\\_obj\\_t](#) obj)
- static int [hwloc\\_distances\\_obj\\_pair\\_values](#) (struct [hwloc\\_distances\\_s](#) \*distances, [hwloc\\_obj\\_t](#) obj1, [hwloc\\_obj\\_t](#) obj2, [hwloc\\_uint64\\_t](#) \*value1to2, [hwloc\\_uint64\\_t](#) \*value2to1)

### 23.29.1 Detailed Description

### 23.29.2 Function Documentation

#### 23.29.2.1 [hwloc\\_distances\\_obj\\_index\(\)](#)

```
static int hwloc_distances_obj_index (
    struct hwloc\_distances\_s * distances,
    hwloc\_obj\_t obj ) [inline], [static]
```

Find the index of an object in a distances structure.

**Returns**

the index of the object in the distances structure if any.  
-1 if object `obj` is not involved in structure distances.

#### 23.29.2.2 [hwloc\\_distances\\_obj\\_pair\\_values\(\)](#)

```
static int hwloc_distances_obj_pair_values (
    struct hwloc\_distances\_s * distances,
    hwloc\_obj\_t obj1,
    hwloc\_obj\_t obj2,
    hwloc\_uint64\_t * value1to2,
    hwloc\_uint64\_t * value2to1 ) [inline], [static]
```

Find the values between two objects in a distance matrices.

The distance from `obj1` to `obj2` is stored in the value pointed by `value1to2` and reciprocally.

**Returns**

0 on success.  
-1 if object `obj1` or `obj2` is not involved in structure distances.

## 23.30 Add distances between objects

**Typedefs**

- typedef void \* [hwloc\\_distances\\_add\\_handle\\_t](#)

## Enumerations

- enum `hwloc_distances_add_flag_e` { `HWLOC_DISTANCES_ADD_FLAG_GROUP`, `HWLOC_DISTANCES_ADD_FLAG_GROUP_I` }

## Functions

- `hwloc_distances_add_handle_t` `hwloc_distances_add_create` (`hwloc_topology_t` topology, const char \*name, unsigned long kind, unsigned long flags)
- int `hwloc_distances_add_values` (`hwloc_topology_t` topology, `hwloc_distances_add_handle_t` handle, unsigned nbobjs, `hwloc_obj_t` \*objs, `hwloc_uint64_t` \*values, unsigned long flags)
- int `hwloc_distances_add_commit` (`hwloc_topology_t` topology, `hwloc_distances_add_handle_t` handle, unsigned long flags)

### 23.30.1 Detailed Description

The usual way to add distances is:

```
hwloc_distances_add_handle_t handle;
int err = -1;
handle = hwloc_distances_add_create(topology, "name", kind, 0);
if (handle) {
    err = hwloc_distances_add_values(topology, handle, nbobjs, objs, values, 0);
    if (!err)
        err = hwloc_distances_add_commit(topology, handle, flags);
}
```

If `err` is 0 at the end, then addition was successful.

### 23.30.2 Typedef Documentation

#### 23.30.2.1 `hwloc_distances_add_handle_t`

```
typedef void* hwloc_distances_add_handle_t
```

Handle to a new distances structure during its addition to the topology.

### 23.30.3 Enumeration Type Documentation

#### 23.30.3.1 `hwloc_distances_add_flag_e`

```
enum hwloc_distances_add_flag_e
```

Flags for adding a new distances to a topology.

#### Enumerator

<code>HWLOC_DISTANCES_ADD_FLAG_GROUP</code>	Try to group objects based on the newly provided distance information. Grouping is only performed when the distances structure contains latencies, and when all objects are of the same type.
<code>HWLOC_DISTANCES_ADD_FLAG_GROUP_↔</code> <code>INACCURATE</code>	If grouping, consider the distance values as inaccurate and relax the comparisons during the grouping algorithms. The actual accuracy may be modified through the <code>HWLOC_GROUPING_ACCURACY</code> environment variable (see <a href="#">Environment Variables</a> ).

## 23.30.4 Function Documentation

### 23.30.4.1 hwloc\_distances\_add\_commit()

```
int hwloc_distances_add_commit (
    hwloc_topology_t topology,
    hwloc_distances_add_handle_t handle,
    unsigned long flags )
```

Commit a new distances structure.

This function finalizes the distances structure and inserts in it the topology.

Parameter `handle` was previously returned by [hwloc\\_distances\\_add\\_create\(\)](#). Then objects and values were specified with [hwloc\\_distances\\_add\\_values\(\)](#).

`flags` configures the behavior of the function using an optional OR'ed set of [hwloc\\_distances\\_add\\_flag\\_e](#). It may be used to request the grouping of existing objects based on distances.

On error, the temporary distances structure and its content are destroyed.

#### Returns

0 on success.

-1 on error.

### 23.30.4.2 hwloc\_distances\_add\_create()

```
hwloc_distances_add_handle_t hwloc_distances_add_create (
    hwloc_topology_t topology,
    const char * name,
    unsigned long kind,
    unsigned long flags )
```

Create a new empty distances structure.

Create an empty distances structure to be filled with [hwloc\\_distances\\_add\\_values\(\)](#) and then committed with [hwloc\\_distances\\_add\\_commit\(\)](#).

Parameter `name` is optional, it may be `NULL`. Otherwise, it will be copied internally and may later be freed by the caller. `kind` specifies the kind of distance as a OR'ed set of [hwloc\\_distances\\_kind\\_e](#). Only one kind of meaning and one kind of provenance may be given if appropriate (e.g. [HWLOC\\_DISTANCES\\_KIND\\_MEANS\\_BANDWIDTH](#) and [HWLOC\\_DISTANCES\\_KIND\\_FROM\\_USER](#)). Kind [HWLOC\\_DISTANCES\\_KIND\\_HETEROGENEOUS\\_TYPES](#) will be automatically set according to objects having different types in [hwloc\\_distances\\_add\\_values\(\)](#).

`flags` must be 0 for now.

#### Returns

A [hwloc\\_distances\\_add\\_handle\\_t](#) that should then be passed to [hwloc\\_distances\\_add\\_values\(\)](#) and [hwloc\\_distances\\_add\\_commit\(\)](#).

`NULL` on error.

### 23.30.4.3 hwloc\_distances\_add\_values()

```
int hwloc_distances_add_values (
    hwloc_topology_t topology,
    hwloc_distances_add_handle_t handle,
    unsigned nbobjs,
    hwloc_obj_t * objs,
    hwloc_uint64_t * values,
    unsigned long flags )
```

Specify the objects and values in a new empty distances structure.

Specify the objects and values for a new distances structure that was returned as a handle by [hwloc\\_distances\\_add\\_create\(\)](#).

The structure must then be committed with [hwloc\\_distances\\_add\\_commit\(\)](#).



The number of objects is `nbobjs` and the array of objects is `objs`. Distance values are stored as a one-dimension array in `values`. The distance from object `i` to object `j` is in slot `i*nbobjs+j`.

`nbobjs` must be at least 2.

Arrays `objs` and `values` will be copied internally, they may later be freed by the caller.

On error, the temporary distances structure and its content are destroyed.

`flags` must be 0 for now.

#### Returns

0 on success.

-1 on error.

## 23.31 Remove distances between objects

### Functions

- int [hwloc\\_distances\\_remove](#) ([hwloc\\_topology\\_t](#) topology)
- int [hwloc\\_distances\\_remove\\_by\\_depth](#) ([hwloc\\_topology\\_t](#) topology, int depth)
- static int [hwloc\\_distances\\_remove\\_by\\_type](#) ([hwloc\\_topology\\_t](#) topology, [hwloc\\_obj\\_type\\_t](#) type)
- int [hwloc\\_distances\\_release\\_remove](#) ([hwloc\\_topology\\_t](#) topology, struct [hwloc\\_distances\\_s](#) \*distances)

### 23.31.1 Detailed Description

### 23.31.2 Function Documentation

#### 23.31.2.1 [hwloc\\_distances\\_release\\_remove\(\)](#)

```
int hwloc_distances_release_remove (
    hwloc\_topology\_t topology,
    struct hwloc\_distances\_s * distances )
```

Release and remove the given distance matrice from the topology.

This function includes a call to [hwloc\\_distances\\_release\(\)](#).

#### Returns

0 on success, -1 on error.

#### 23.31.2.2 [hwloc\\_distances\\_remove\(\)](#)

```
int hwloc_distances_remove (
    hwloc\_topology\_t topology )
```

Remove all distance matrices from a topology.

Remove all distance matrices, either provided by the user or gathered through the OS.

If these distances were used to group objects, these additional Group objects are not removed from the topology.

#### Returns

0 on success, -1 on error.

#### 23.31.2.3 [hwloc\\_distances\\_remove\\_by\\_depth\(\)](#)

```
int hwloc_distances_remove_by_depth (
    hwloc\_topology\_t topology,
    int depth )
```

Remove distance matrices for objects at a specific depth in the topology.

Identical to [hwloc\\_distances\\_remove\(\)](#) but only applies to one level of the topology.

**Returns**

0 on success, -1 on error.

**23.31.2.4 hwloc\_distances\_remove\_by\_type()**

```
static int hwloc_distances_remove_by_type (
    hwloc_topology_t topology,
    hwloc_obj_type_t type ) [inline], [static]
```

Remove distance matrices for objects of a specific type in the topology.

Identical to [hwloc\\_distances\\_remove\(\)](#) but only applies to one level of the topology.

**Returns**

0 on success, -1 on error.

**23.32 Comparing memory node attributes for finding where to allocate on****Data Structures**

- struct [hwloc\\_location](#)

**Typedefs**

- typedef unsigned [hwloc\\_memattr\\_id\\_t](#)

**Enumerations**

- enum [hwloc\\_memattr\\_id\\_e](#) {  
[HWLOC\\_MEMATTR\\_ID\\_CAPACITY](#), [HWLOC\\_MEMATTR\\_ID\\_LOCALITY](#), [HWLOC\\_MEMATTR\\_ID\\_BANDWIDTH](#),  
[HWLOC\\_MEMATTR\\_ID\\_READ\\_BANDWIDTH](#),  
[HWLOC\\_MEMATTR\\_ID\\_WRITE\\_BANDWIDTH](#), [HWLOC\\_MEMATTR\\_ID\\_LATENCY](#), [HWLOC\\_MEMATTR\\_ID\\_READ\\_LATENCY](#),  
[HWLOC\\_MEMATTR\\_ID\\_WRITE\\_LATENCY](#),  
[HWLOC\\_MEMATTR\\_ID\\_MAX](#) }
- enum [hwloc\\_location\\_type\\_e](#) { [HWLOC\\_LOCATION\\_TYPE\\_CPUSSET](#), [HWLOC\\_LOCATION\\_TYPE\\_OBJECT](#) }
- enum [hwloc\\_local\\_numanode\\_flag\\_e](#) { [HWLOC\\_LOCAL\\_NUMANODE\\_FLAG\\_LARGER\\_LOCALITY](#), [HWLOC\\_LOCAL\\_NUMANODE\\_FLAG\\_ALL](#) }

**Functions**

- int [hwloc\\_memattr\\_get\\_by\\_name](#) ([hwloc\\_topology\\_t](#) topology, const char \*name, [hwloc\\_memattr\\_id\\_t](#) \*id)
- int [hwloc\\_get\\_local\\_numanode\\_objs](#) ([hwloc\\_topology\\_t](#) topology, struct [hwloc\\_location](#) \*location, unsigned \*nr, [hwloc\\_obj\\_t](#) \*nodes, unsigned long flags)
- int [hwloc\\_topology\\_get\\_default\\_nodeset](#) ([hwloc\\_topology\\_t](#) topology, [hwloc\\_nodeset\\_t](#) nodeset, unsigned long flags)
- int [hwloc\\_memattr\\_get\\_value](#) ([hwloc\\_topology\\_t](#) topology, [hwloc\\_memattr\\_id\\_t](#) attribute, [hwloc\\_obj\\_t](#) target↔ node, struct [hwloc\\_location](#) \*initiator, unsigned long flags, [hwloc\\_uint64\\_t](#) \*value)
- int [hwloc\\_memattr\\_get\\_best\\_target](#) ([hwloc\\_topology\\_t](#) topology, [hwloc\\_memattr\\_id\\_t](#) attribute, struct [hwloc\\_location](#) \*initiator, unsigned long flags, [hwloc\\_obj\\_t](#) \*best\_target, [hwloc\\_uint64\\_t](#) \*value)
- int [hwloc\\_memattr\\_get\\_best\\_initiator](#) ([hwloc\\_topology\\_t](#) topology, [hwloc\\_memattr\\_id\\_t](#) attribute, [hwloc\\_obj\\_t](#) target\_node, unsigned long flags, struct [hwloc\\_location](#) \*best\_initiator, [hwloc\\_uint64\\_t](#) \*value)
- int [hwloc\\_memattr\\_get\\_targets](#) ([hwloc\\_topology\\_t](#) topology, [hwloc\\_memattr\\_id\\_t](#) attribute, struct [hwloc\\_location](#) \*initiator, unsigned long flags, unsigned \*nr, [hwloc\\_obj\\_t](#) \*targets, [hwloc\\_uint64\\_t](#) \*values)
- int [hwloc\\_memattr\\_get\\_initiators](#) ([hwloc\\_topology\\_t](#) topology, [hwloc\\_memattr\\_id\\_t](#) attribute, [hwloc\\_obj\\_t](#) target↔ \_node, unsigned long flags, unsigned \*nr, struct [hwloc\\_location](#) \*initiators, [hwloc\\_uint64\\_t](#) \*values)

### 23.32.1 Detailed Description

Platforms with heterogeneous memory require ways to decide whether a buffer should be allocated on "fast" memory (such as HBM), "normal" memory (DDR) or even "slow" but large-capacity memory (non-volatile memory). These memory nodes are called "Targets" while the CPU accessing them is called the "Initiator". Access performance depends on their locality (NUMA platforms) as well as the intrinsic performance of the targets (heterogeneous platforms).

The following attributes describe the performance of memory accesses from an Initiator to a memory Target, for instance their latency or bandwidth. Initiators performing these memory accesses are usually some PUs or Cores (described as a CPU set). Hence a Core may choose where to allocate a memory buffer by comparing the attributes of different target memory nodes nearby.

There are also some attributes that are system-wide. Their value does not depend on a specific initiator performing an access. The memory node Capacity is an example of such attribute without initiator.

One way to use this API is to start with a cpuset describing the Cores where a program is bound. The best target NUMA node for allocating memory in this program on these Cores may be obtained by passing this cpuset as an initiator to [hwloc\\_memattr\\_get\\_best\\_target\(\)](#) with the relevant memory attribute. For instance, if the code is latency limited, use the Latency attribute.

A more flexible approach consists in getting the list of local NUMA nodes by passing this cpuset to [hwloc\\_get\\_local\\_numanode\\_objs\(\)](#).

Attribute values for these nodes, if any, may then be obtained with [hwloc\\_memattr\\_get\\_value\(\)](#) and manually compared with the desired criteria.

Memory attributes are also used internally to build Memory Tiers which provide an easy way to distinguish NUMA nodes of different kinds, as explained in [Heterogeneous Memory](#).

Beside tiers, hwloc defines a set of "default" nodes where normal memory allocations should be made from (see [hwloc\\_topology\\_get\\_default\\_nodeset\(\)](#)). This is also useful for dividing the machine into a set of non-overlapping NUMA domains, for instance for binding tasks per domain.

See also

An example is available in `doc/examples/memory-attributes.c` in the source tree.

Note

The API also supports specific objects as initiator, but it is currently not used internally by hwloc. Users may for instance use it to provide custom performance values for host memory accesses performed by GPUs.

The interface actually also accepts targets that are not NUMA nodes.

### 23.32.2 Typedef Documentation

#### 23.32.2.1 hwloc\_memattr\_id\_t

```
typedef unsigned hwloc_memattr_id_t
```

A memory attribute identifier.

hwloc predefines some commonly-used attributes in [hwloc\\_memattr\\_id\\_e](#). One may then dynamically register custom ones with [hwloc\\_memattr\\_register\(\)](#), they will be assigned IDs immediately after the predefined ones. See [Managing memory attributes](#) for more information about existing attribute IDs.

### 23.32.3 Enumeration Type Documentation

#### 23.32.3.1 hwloc\_local\_numanode\_flag\_e

```
enum hwloc_local_numanode_flag_e
```

Flags for selecting target NUMA nodes.

## Enumerator

HWLOC_LOCAL_NUMANODE_FLAG_LARGER_LOCALITY ↔	Select NUMA nodes whose locality is larger than the given cpuset. For instance, if a single PU (or its cpuset) is given in <code>initiator</code> , select all nodes close to the package that contains this PU.
HWLOC_LOCAL_NUMANODE_FLAG_SMALLER_LOCALITY ↔	Select NUMA nodes whose locality is smaller than the given cpuset. For instance, if a package (or its cpuset) is given in <code>initiator</code> , also select nodes that are attached to only a half of that package.
HWLOC_LOCAL_NUMANODE_FLAG_ALL	Select all NUMA nodes in the topology. The initiator <code>initiator</code> is ignored.

**23.32.3.2 hwloc\_location\_type\_e**

enum `hwloc_location_type_e`

Type of location.

## Enumerator

HWLOC_LOCATION_TYPE_CPUSSET	Location is given as a cpuset, in the location cpuset union field.
HWLOC_LOCATION_TYPE_OBJECT	Location is given as an object, in the location object union field.

**23.32.3.3 hwloc\_memattr\_id\_e**

enum `hwloc_memattr_id_e`

Predefined memory attribute IDs. See `hwloc_memattr_id_t` for the generic definition of IDs for predefined or custom attributes.

## Enumerator

HWLOC_MEMATTR_ID_CAPACITY	The "Capacity" is returned in bytes ( <code>local_memory</code> attribute in objects). Best capacity nodes are nodes with <b>higher capacity</b> . No initiator is involved when looking at this attribute. The corresponding attribute flags are <a href="#">HWLOC_MEMATTR_FLAG_HIGHER_FIRST</a> . Capacity values may not be modified using <a href="#">hwloc_memattr_set_value()</a> .
HWLOC_MEMATTR_ID_LOCALITY	The "Locality" is returned as the number of PUs in that locality (e.g. the weight of its cpuset). Best locality nodes are nodes with <b>smaller locality</b> (nodes that are local to very few PUs). Poor locality nodes are nodes with larger locality (nodes that are local to the entire machine). No initiator is involved when looking at this attribute. The corresponding attribute flags are <a href="#">HWLOC_MEMATTR_FLAG_HIGHER_FIRST</a> . Locality values may not be modified using <a href="#">hwloc_memattr_set_value()</a> .

## Enumerator

HWLOC_MEMATTR_ID_BANDWIDTH	<p>The "Bandwidth" is returned in MiB/s, as seen from the given initiator location. Best bandwidth nodes are nodes with <b>higher bandwidth</b>.</p> <p>The corresponding attribute flags are <a href="#">HWLOC_MEMATTR_FLAG_HIGHER_FIRST</a> and <a href="#">HWLOC_MEMATTR_FLAG_NEED_INITIATOR</a>.</p> <p>This is the average bandwidth for read and write accesses. If the platform provides individual read and write bandwidths but no explicit average value, hwloc computes and returns the average.</p>
HWLOC_MEMATTR_ID_READ_BANDWIDTH	<p>The "ReadBandwidth" is returned in MiB/s, as seen from the given initiator location. Best bandwidth nodes are nodes with <b>higher bandwidth</b>.</p> <p>The corresponding attribute flags are <a href="#">HWLOC_MEMATTR_FLAG_HIGHER_FIRST</a> and <a href="#">HWLOC_MEMATTR_FLAG_NEED_INITIATOR</a>.</p>
HWLOC_MEMATTR_ID_WRITE_BANDWIDTH	<p>The "WriteBandwidth" is returned in MiB/s, as seen from the given initiator location. Best bandwidth nodes are nodes with <b>higher bandwidth</b>.</p> <p>The corresponding attribute flags are <a href="#">HWLOC_MEMATTR_FLAG_HIGHER_FIRST</a> and <a href="#">HWLOC_MEMATTR_FLAG_NEED_INITIATOR</a>.</p>
HWLOC_MEMATTR_ID_LATENCY	<p>The "Latency" is returned as nanoseconds, as seen from the given initiator location. Best latency nodes are nodes with <b>smaller latency</b>.</p> <p>The corresponding attribute flags are <a href="#">HWLOC_MEMATTR_FLAG_LOWER_FIRST</a> and <a href="#">HWLOC_MEMATTR_FLAG_NEED_INITIATOR</a>.</p> <p>This is the average latency for read and write accesses. If the platform provides individual read and write latencies but no explicit average value, hwloc computes and returns the average.</p>
HWLOC_MEMATTR_ID_READ_LATENCY	<p>The "ReadLatency" is returned as nanoseconds, as seen from the given initiator location. Best latency nodes are nodes with <b>smaller latency</b>.</p> <p>The corresponding attribute flags are <a href="#">HWLOC_MEMATTR_FLAG_LOWER_FIRST</a> and <a href="#">HWLOC_MEMATTR_FLAG_NEED_INITIATOR</a>.</p>
HWLOC_MEMATTR_ID_WRITE_LATENCY	<p>The "WriteLatency" is returned as nanoseconds, as seen from the given initiator location. Best latency nodes are nodes with <b>smaller latency</b>.</p> <p>The corresponding attribute flags are <a href="#">HWLOC_MEMATTR_FLAG_LOWER_FIRST</a> and <a href="#">HWLOC_MEMATTR_FLAG_NEED_INITIATOR</a>.</p>

## 23.32.4 Function Documentation

### 23.32.4.1 hwloc\_get\_local\_numanode\_objs()

```
int hwloc_get_local_numanode_objs (
    hwloc_topology_t topology,
    struct hwloc_location * location,
    unsigned * nr,
```

```
hwloc_obj_t * nodes,
unsigned long flags )
```

Return an array of local NUMA nodes.

By default only select the NUMA nodes whose locality is exactly the given `location`. More nodes may be selected if additional flags are given as a OR'ed set of [hwloc\\_local\\_numanode\\_flag\\_e](#).

If `location` is given as an explicit object, its CPU set is used to find NUMA nodes with the corresponding locality. If the object does not have a CPU set (e.g. I/O object), the CPU parent (where the I/O object is attached) is used.

On input, `nr` points to the number of nodes that may be stored in the `nodes` array. On output, `nr` will be changed to the number of stored nodes, or the number of nodes that would have been stored if there were enough room.

#### Returns

0 on success or -1 on error.

#### Note

Some of these NUMA nodes may not have any memory attribute values and hence not be reported as actual targets in other functions.

The number of NUMA nodes in the topology (obtained by [hwloc\\_bitmap\\_weight\(\)](#) on the root object nodeset) may be used to allocate the `nodes` array.

When an object CPU set is given as locality, for instance a Package, and when flags contain both [HWLOC\\_LOCAL\\_NUMANODE\\_FLAG\\_LARGER\\_LOCALITY](#) and [HWLOC\\_LOCAL\\_NUMANODE\\_FLAG\\_SMALLER\\_LOCALITY](#), the returned array corresponds to the nodeset of that object.

### 23.32.4.2 hwloc\_memattr\_get\_best\_initiator()

```
int hwloc_memattr_get_best_initiator (
    hwloc_topology_t topology,
    hwloc_memattr_id_t attribute,
    hwloc_obj_t target_node,
    unsigned long flags,
    struct hwloc_location * best_initiator,
    hwloc_uint64_t * value )
```

Return the best initiator for the given attribute and target NUMA node.

If `value` is non NULL, the corresponding value is returned there.

If multiple initiators have the same attribute values, only one is returned (and there is no way to clarify how that one is chosen). Applications that want to detect initiators with identical/similar values, or that want to look at values for multiple attributes, should rather get all values using [hwloc\\_memattr\\_get\\_value\(\)](#) and manually select the initiator they consider the best.

The returned initiator should not be modified or freed, it belongs to the topology.

`target_node` cannot be NULL.

`flags` must be 0 for now.

#### Returns

0 on success.

-1 with `errno` set to `ENOENT` if there are no matching initiators.

-1 with `errno` set to `EINVAL` if the attribute does not relate to a specific initiator (it does not have the flag [HWLOC\\_MEMATTR\\_FLAG\\_NEED\\_INITIATOR](#)).

### 23.32.4.3 hwloc\_memattr\_get\_best\_target()

```
int hwloc_memattr_get_best_target (
    hwloc_topology_t topology,
```

```
hwloc_memattr_id_t attribute,
struct hwloc_location * initiator,
unsigned long flags,
hwloc_obj_t * best_target,
hwloc_uint64_t * value )
```

Return the best target NUMA node for the given attribute and initiator.

If the attribute does not relate to a specific initiator (it does not have the flag `HWLOC_MEMATTR_FLAG_NEED_INITIATOR`), location `initiator` is ignored and may be `NULL`.

If `value` is non `NULL`, the corresponding value is returned there.

If multiple targets have the same attribute values, only one is returned (and there is no way to clarify how that one is chosen). Applications that want to detect targets with identical/similar values, or that want to look at values for multiple attributes, should rather get all values using `hwloc_memattr_get_value()` and manually select the target they consider the best.

`flags` must be 0 for now.

#### Returns

- 0 on success.
- 1 with `errno` set to `ENOENT` if there are no matching targets.
- 1 with `errno` set to `EINVAL` if flags are invalid, or no such attribute exists.

#### Note

The initiator `initiator` should be of type `HWLOC_LOCATION_TYPE_CPUSET` when referring to accesses performed by CPU cores. `HWLOC_LOCATION_TYPE_OBJECT` is currently unused internally by `hwloc`, but users may for instance use it to provide custom information about host memory accesses performed by GPUs.

#### 23.32.4.4 `hwloc_memattr_get_by_name()`

```
int hwloc_memattr_get_by_name (
    hwloc_topology_t topology,
    const char * name,
    hwloc_memattr_id_t * id )
```

Return the identifier of the memory attribute with the given name.

#### Returns

- 0 on success.
- 1 with `errno` set to `EINVAL` if no such attribute exists.

#### 23.32.4.5 `hwloc_memattr_get_initiators()`

```
int hwloc_memattr_get_initiators (
    hwloc_topology_t topology,
    hwloc_memattr_id_t attribute,
    hwloc_obj_t target_node,
    unsigned long flags,
    unsigned * nr,
    struct hwloc_location * initiators,
    hwloc_uint64_t * values )
```

Return the initiators that have values for a given attribute for a specific target NUMA node.

Return initiators for the given attribute and target node in the `initiators` array. If `values` is not `NULL`, the corresponding attribute values are stored in the array it points to.

On input, `nr` points to the number of initiators that may be stored in the array `initiators` (and `values`). On output, `nr` points to the number of initiators (and `values`) that were actually found, even if some of them couldn't be stored in

the array. Initiators that couldn't be stored are ignored, but the function still returns success (0). The caller may find out by comparing the value pointed by `nr` before and after the function call.

The returned initiators should not be modified or freed, they belong to the topology.

`target_node` cannot be `NULL`.

`flags` must be 0 for now.

If the attribute does not relate to a specific initiator (it does not have the flag `HWLOC_MEMATTR_FLAG_NEED_INITIATOR`), no initiator is returned.

#### Returns

0 on success or -1 on error.

#### Note

This function is meant for tools and debugging (listing internal information) rather than for application queries. Applications should rather select useful NUMA nodes with `hwloc_get_local_numanode_objs()` and then look at their attribute values for some relevant initiators.

### 23.32.4.6 `hwloc_memattr_get_targets()`

```
int hwloc_memattr_get_targets (
    hwloc_topology_t topology,
    hwloc_memattr_id_t attribute,
    struct hwloc_location * initiator,
    unsigned long flags,
    unsigned * nr,
    hwloc_obj_t * targets,
    hwloc_uint64_t * values )
```

Return the target NUMA nodes that have some values for a given attribute.

Return targets for the given attribute in the `targets` array (for the given initiator if any). If `values` is not `NULL`, the corresponding attribute values are stored in the array it points to.

On input, `nr` points to the number of targets that may be stored in the array `targets` (and `values`). On output, `nr` points to the number of targets (and values) that were actually found, even if some of them couldn't be stored in the array. Targets that couldn't be stored are ignored, but the function still returns success (0). The caller may find out by comparing the value pointed by `nr` before and after the function call.

The returned targets should not be modified or freed, they belong to the topology.

Argument `initiator` is ignored if the attribute does not relate to a specific initiator (it does not have the flag `HWLOC_MEMATTR_FLAG_NEED_INITIATOR`). Otherwise `initiator` may be non `NULL` to report only targets that have a value for that initiator.

`flags` must be 0 for now.

#### Note

This function is meant for tools and debugging (listing internal information) rather than for application queries. Applications should rather select useful NUMA nodes with `hwloc_get_local_numanode_objs()` and then look at their attribute values.

#### Returns

0 on success or -1 on error.

#### Note

The initiator `initiator` should be of type `HWLOC_LOCATION_TYPE_CPUSSET` when referring to accesses performed by CPU cores. `HWLOC_LOCATION_TYPE_OBJECT` is currently unused internally by `hwloc`, but users may for instance use it to provide custom information about host memory accesses performed by GPUs.



### 23.32.4.7 hwloc\_memattr\_get\_value()

```
int hwloc_memattr_get_value (
    hwloc_topology_t topology,
    hwloc_memattr_id_t attribute,
    hwloc_obj_t target_node,
    struct hwloc_location * initiator,
    unsigned long flags,
    hwloc_uint64_t * value )
```

Return an attribute value for a specific target NUMA node.

If the attribute does not relate to a specific initiator (it does not have the flag [HWLOC\\_MEMATTR\\_FLAG\\_NEED\\_INITIATOR](#)), location `initiator` is ignored and may be NULL.

`target_node` cannot be NULL. If attribute is [HWLOC\\_MEMATTR\\_ID\\_CAPACITY](#), `target_node` must be a NUMA node. If it is [HWLOC\\_MEMATTR\\_ID\\_LOCALITY](#), `target_node` must have a CPU set.

`flags` must be 0 for now.

#### Returns

0 on success.

-1 on error, for instance with `errno` set to `EINVAL` if flags are invalid or no such attribute exists.

#### Note

The initiator `initiator` should be of type [HWLOC\\_LOCATION\\_TYPE\\_CPuset](#) when referring to accesses performed by CPU cores. [HWLOC\\_LOCATION\\_TYPE\\_OBJECT](#) is currently unused internally by hwloc, but users may for instance use it to provide custom information about host memory accesses performed by GPUs.

### 23.32.4.8 hwloc\_topology\_get\_default\_nodeset()

```
int hwloc_topology_get_default_nodeset (
    hwloc_topology_t topology,
    hwloc_nodeset_t nodeset,
    unsigned long flags )
```

Return the set of default NUMA nodes.

In machines with heterogeneous memory, some NUMA nodes are considered the default ones, i.e. where basic allocations should be made from. These are usually DRAM nodes.

Other nodes may be reserved for specific use (I/O device memory, e.g. GPU memory), small but high performance (HBM), large but slow memory (NVM), etc. Buffers should usually not be allocated from there unless explicitly required. This function fills `nodeset` with the bits of NUMA nodes considered default.

It is guaranteed that these nodes have non-intersecting CPU sets, i.e. cores may not have multiple local NUMA nodes anymore. Hence this may be used to iterate over the platform divided into separate NUMA localities, for instance for binding one task per NUMA domain.

Any core that had some local NUMA node(s) in the initial topology should still have one in the default nodeset. Corner cases where this would be wrong consist in asymmetric platforms with missing DRAM nodes, or topologies that were already restricted to less NUMA nodes.

The returned nodeset may be passed to [hwloc\\_topology\\_restrict\(\)](#) with [HWLOC\\_RESTRICT\\_FLAG\\_BYNODESET](#) to remove all non-default nodes from the topology. The resulting topology will be easier to use when iterating over (now homogeneous) NUMA nodes.

The heuristics for finding default nodes relies on memory tiers and subtypes (see [Heterogeneous Memory](#)) as well as the assumption that hardware vendors list default nodes first in hardware tables.

`flags` must be 0 for now.

#### Returns

0 on success.

-1 on error.

## Note

The returned nodeset usually contains all nodes from a single memory tier, likely the DRAM one.

The returned nodeset is included in the list of available nodes returned by [hwloc\\_topology\\_get\\_topology\\_nodeset\(\)](#). It is strictly smaller if the machine has heterogeneous memory.

The heuristics may return a suboptimal set of nodes if hwloc could not guess memory types and/or if some default nodes were removed earlier from the topology (e.g. with [hwloc\\_topology\\_restrict\(\)](#)).

## 23.33 Managing memory attributes

### Enumerations

- enum [hwloc\\_memattr\\_flag\\_e](#) { [HWLOC\\_MEMATTR\\_FLAG\\_HIGHER\\_FIRST](#) = (1UL<<0) , [HWLOC\\_MEMATTR\\_FLAG\\_LOWER\\_FIRST](#) = (1UL<<1) , [HWLOC\\_MEMATTR\\_FLAG\\_NEED\\_INITIATOR](#) = (1UL<<2) }

### Functions

- int [hwloc\\_memattr\\_get\\_name](#) ([hwloc\\_topology\\_t](#) topology, [hwloc\\_memattr\\_id\\_t](#) attribute, const char \*\*name)
- int [hwloc\\_memattr\\_get\\_flags](#) ([hwloc\\_topology\\_t](#) topology, [hwloc\\_memattr\\_id\\_t](#) attribute, unsigned long \*flags)
- int [hwloc\\_memattr\\_register](#) ([hwloc\\_topology\\_t](#) topology, const char \*name, unsigned long flags, [hwloc\\_memattr\\_id\\_t](#) \*id)
- int [hwloc\\_memattr\\_set\\_value](#) ([hwloc\\_topology\\_t](#) topology, [hwloc\\_memattr\\_id\\_t](#) attribute, [hwloc\\_obj\\_t](#) target ↵ node, struct [hwloc\\_location](#) \*initiator, unsigned long flags, [hwloc\\_uint64\\_t](#) value)

### 23.33.1 Detailed Description

Memory attributes are identified by an ID ([hwloc\\_memattr\\_id\\_t](#)) and a name. [hwloc\\_memattr\\_get\\_name\(\)](#) and [hwloc\\_memattr\\_get\\_by\\_name\(\)](#) convert between them (or return error if the attribute does not exist).

The set of valid [hwloc\\_memattr\\_id\\_t](#) is a contiguous set starting at 0. It first contains predefined attributes, as listed in [hwloc\\_memattr\\_id\\_e](#) (from 0 to [HWLOC\\_MEMATTR\\_ID\\_MAX](#)-1). Then custom attributes may be dynamically registered with [hwloc\\_memattr\\_register\(\)](#). They will get the following IDs ([HWLOC\\_MEMATTR\\_ID\\_MAX](#) for the first one, etc.).

To iterate over all valid attributes (either predefined or dynamically registered custom ones), one may iterate over IDs starting from 0 until [hwloc\\_memattr\\_get\\_name\(\)](#) or [hwloc\\_memattr\\_get\\_flags\(\)](#) returns an error.

The values for an existing attribute or for custom dynamically registered ones may be set or modified with [hwloc\\_memattr\\_set\\_value\(\)](#).

### 23.33.2 Enumeration Type Documentation

#### 23.33.2.1 hwloc\_memattr\_flag\_e

enum [hwloc\\_memattr\\_flag\\_e](#)

Memory attribute flags. Given to [hwloc\\_memattr\\_register\(\)](#) and returned by [hwloc\\_memattr\\_get\\_flags\(\)](#).

#### Enumerator

<a href="#">HWLOC_MEMATTR_FLAG_HIGHER_FIRST</a>	The best nodes for this memory attribute are those with the higher values. For instance Bandwidth.
<a href="#">HWLOC_MEMATTR_FLAG_LOWER_FIRST</a>	The best nodes for this memory attribute are those with the lower values. For instance Latency.
<a href="#">HWLOC_MEMATTR_FLAG_NEED_INITIATOR</a>	The value returned for this memory attribute depends on the given initiator. For instance Bandwidth and Latency, but not Capacity.

### 23.33.3 Function Documentation

#### 23.33.3.1 hwloc\_memattr\_get\_flags()

```
int hwloc_memattr_get_flags (
    hwloc_topology_t topology,
    hwloc_memattr_id_t attribute,
    unsigned long * flags )
```

Return the flags of the given attribute.

Flags are a OR'ed set of [hwloc\\_memattr\\_flag\\_e](#).

The output pointer `flags` cannot be NULL.

##### Returns

0 on success.

-1 with `errno` set to `EINVAL` if the attribute does not exist.

#### 23.33.3.2 hwloc\_memattr\_get\_name()

```
int hwloc_memattr_get_name (
    hwloc_topology_t topology,
    hwloc_memattr_id_t attribute,
    const char ** name )
```

Return the name of a memory attribute.

The output pointer `name` cannot be NULL.

##### Returns

0 on success.

-1 with `errno` set to `EINVAL` if the attribute does not exist.

#### 23.33.3.3 hwloc\_memattr\_register()

```
int hwloc_memattr_register (
    hwloc_topology_t topology,
    const char * name,
    unsigned long flags,
    hwloc_memattr_id_t * id )
```

Register a new memory attribute.

Add a new custom memory attribute. Flags are a OR'ed set of [hwloc\\_memattr\\_flag\\_e](#). It must contain one of [HWLOC\\_MEMATTR\\_FLAG\\_HIGHER\\_FIRST](#) or [HWLOC\\_MEMATTR\\_FLAG\\_LOWER\\_FIRST](#) but not both.

The new attribute `id` is immediately after the last existing attribute ID (which is either the ID of the last registered attribute if any, or the ID of the last predefined attribute in [hwloc\\_memattr\\_id\\_e](#)).

##### Returns

0 on success.

-1 with `errno` set to `EINVAL` if an invalid set of flags is given.

-1 with `errno` set to `EBUSY` if another attribute already uses this name.

#### 23.33.3.4 hwloc\_memattr\_set\_value()

```
int hwloc_memattr_set_value (
    hwloc_topology_t topology,
    hwloc_memattr_id_t attribute,
```

```
hwloc_obj_t target_node,
struct hwloc_location * initiator,
unsigned long flags,
hwloc_uint64_t value )
```

Set an attribute value for a specific target NUMA node.

If the attribute does not relate to a specific initiator (it does not have the flag [HWLOC\\_MEMATTR\\_FLAG\\_NEED\\_INITIATOR](#)), location `initiator` is ignored and may be `NULL`.

The initiator will be copied into the topology, the caller should free anything allocated to store the initiator, for instance the `cpuset`.

`target_node` cannot be `NULL`.

`attribute` cannot be `::HWLOC_MEMATTR_FLAG_ID_CAPACITY` or `::HWLOC_MEMATTR_FLAG_ID_LOCALITY`. `flags` must be 0 for now.

#### Note

The initiator `initiator` should be of type [HWLOC\\_LOCATION\\_TYPE\\_CPUSET](#) when referring to accesses performed by CPU cores. [HWLOC\\_LOCATION\\_TYPE\\_OBJECT](#) is currently unused internally by `hwloc`, but users may for instance use it to provide custom information about host memory accesses performed by GPUs.

#### Returns

0 on success or -1 on error.

## 23.34 Kinds of CPU cores

### Functions

- `int hwloc_cpukinds_get_nr (hwloc_topology_t topology, unsigned long flags)`
- `int hwloc_cpukinds_get_by_cpuset (hwloc_topology_t topology, hwloc_const_bitmap_t cpuset, unsigned long flags)`
- `int hwloc_cpukinds_get_info (hwloc_topology_t topology, unsigned kind_index, hwloc_bitmap_t cpuset, int *efficiency, unsigned *nr_infos, struct hwloc_info_s **infos, unsigned long flags)`
- `int hwloc_cpukinds_register (hwloc_topology_t topology, hwloc_bitmap_t cpuset, int forced_efficiency, unsigned nr_infos, struct hwloc_info_s *infos, unsigned long flags)`

### 23.34.1 Detailed Description

Platforms with heterogeneous CPUs may have some cores with different features or frequencies. This API exposes identical PUs in sets called CPU kinds. Each PU of the topology may only be in a single kind.

The number of kinds may be obtained with [hwloc\\_cpukinds\\_get\\_nr\(\)](#). If the platform is homogeneous, there may be a single kind with all PUs. If the platform or operating system does not expose any information about CPU cores, there may be no kind at all.

The index of the kind that describes a given CPU set (if any, and not partially) may be obtained with [hwloc\\_cpukinds\\_get\\_by\\_cpuset\(\)](#).

From the index of a kind, it is possible to retrieve information with [hwloc\\_cpukinds\\_get\\_info\(\)](#): an abstracted efficiency value, and an array of info attributes (for instance the "CoreType" and "FrequencyMaxMHz", see [CPU Kinds](#)).

A higher efficiency value means greater intrinsic performance (and possibly less performance/power efficiency). Kinds with lower efficiency values are ranked first: Passing 0 as `kind_index` to [hwloc\\_cpukinds\\_get\\_info\(\)](#) will return information about the CPU kind with lower performance but higher energy-efficiency. Higher `kind_index` values would rather return information about power-hungry high-performance cores.

When available, efficiency values are gathered from the operating system. If so, `cpukind_efficiency` is set in the struct [hwloc\\_topology\\_discovery\\_support](#) array. This is currently available on Windows 10, Mac OS X (Darwin), and on some Linux platforms where core "capacity" is exposed in sysfs.

If the operating system does not expose core efficiencies natively, `hwloc` tries to compute efficiencies by comparing CPU kinds using frequencies (on ARM), or core types and frequencies (on other architectures). The environment variable `HWLOC_CPUKINDS_RANKING` may be used to change this heuristics, see [Environment Variables](#).

If `hwloc` fails to rank any kind, for instance because the operating system does not expose efficiencies and core frequencies, all kinds will have an unknown efficiency (`-1`), and they are not indexed/ordered in any specific way.

## 23.34.2 Function Documentation

### 23.34.2.1 `hwloc_cpukinds_get_by_cpuset()`

```
int hwloc_cpukinds_get_by_cpuset (
    hwloc_topology_t topology,
    hwloc_const_bitmap_t cpuset,
    unsigned long flags )
```

Get the index of the CPU kind that contains CPUs listed in `cpuset`.  
`flags` must be 0 for now.

#### Returns

- The index of the CPU kind (positive integer or 0) on success.
- 1 with `errno` set to `EXDEV` if `cpuset` is only partially included in the some kind.
- 1 with `errno` set to `ENOENT` if `cpuset` is not included in any kind, even partially.
- 1 with `errno` set to `EINVAL` if parameters are invalid.

### 23.34.2.2 `hwloc_cpukinds_get_info()`

```
int hwloc_cpukinds_get_info (
    hwloc_topology_t topology,
    unsigned kind_index,
    hwloc_bitmap_t cpuset,
    int * efficiency,
    unsigned * nr_infos,
    struct hwloc_info_s ** infos,
    unsigned long flags )
```

Get the CPU set and infos about a CPU kind in the topology.

`kind_index` identifies one kind of CPU between 0 and the number of kinds returned by `hwloc_cpukinds_get_nr()` minus 1.

If not `NULL`, the bitmap `cpuset` will be filled with the set of PUs of this kind.

The integer pointed by `efficiency`, if not `NULL` will, be filled with the ranking of this kind of CPU in term of efficiency (see above). It ranges from 0 to the number of kinds (as reported by `hwloc_cpukinds_get_nr()`) minus 1.

Kinds with lower efficiency are reported first.

If there is a single kind in the topology, its efficiency 0. If the efficiency of some kinds of cores is unknown, the efficiency of all kinds is set to `-1`, and kinds are reported in no specific order.

The array of info attributes (for instance the "CoreType", "FrequencyMaxMHz" or "FrequencyBaseMHz", see [CPU Kinds](#)) and its length are returned in `infos` or `nr_infos`. The array belongs to the topology, it should not be freed or modified.

If `nr_infos` or `infos` is `NULL`, no info is returned.

`flags` must be 0 for now.

#### Returns

- 0 on success.
- 1 with `errno` set to `ENOENT` if `kind_index` does not match any CPU kind.
- 1 with `errno` set to `EINVAL` if parameters are invalid.

### 23.34.2.3 hwloc\_cpukinds\_get\_nr()

```
int hwloc_cpukinds_get_nr (
    hwloc_topology_t topology,
    unsigned long flags )
```

Get the number of different kinds of CPU cores in the topology.

flags must be 0 for now.

#### Returns

The number of CPU kinds (positive integer) on success.

0 if no information about kinds was found.

-1 with `errno` set to `EINVAL` if flags is invalid.

### 23.34.2.4 hwloc\_cpukinds\_register()

```
int hwloc_cpukinds_register (
    hwloc_topology_t topology,
    hwloc_bitmap_t cpuset,
    int forced_efficiency,
    unsigned nr_infos,
    struct hwloc_info_s * infos,
    unsigned long flags )
```

Register a kind of CPU in the topology.

Mark the PUs listed in `cpuset` as being of the same kind with respect to the given attributes.

`forced_efficiency` should be -1 if unknown. Otherwise it is an abstracted efficiency value to enforce the ranking of all kinds if all of them have valid (and different) efficiencies.

The array `infos` of size `nr_infos` may be used to provide info names and values describing this kind of PUs.

flags must be 0 for now.

Parameters `cpuset` and `infos` will be duplicated internally, the caller is responsible for freeing them.

If `cpuset` overlaps with some existing kinds, those might get modified or split. For instance if existing kind A contains PUs 0 and 1, and one registers another kind for PU 1 and 2, there will be 3 resulting kinds: existing kind A is restricted to only PU 0; new kind B contains only PU 1 and combines information from A and from the newly-registered kind; new kind C contains only PU 2 and only gets information from the newly-registered kind.

#### Note

The efficiency `forced_efficiency` provided to this function may be different from the one reported later by [hwloc\\_cpukinds\\_get\\_info\(\)](#) because hwloc will scale efficiency values down to between 0 and the number of kinds minus 1.

#### Returns

0 on success.

-1 with `errno` set to `EINVAL` if some parameters are invalid, for instance if `cpuset` is NULL or empty.

## 23.35 Linux-specific helpers

### Functions

- int [hwloc\\_linux\\_set\\_tid\\_cpupind](#) ([hwloc\\_topology\\_t](#) topology, pid\_t tid, [hwloc\\_const\\_cpuset\\_t](#) set)
- int [hwloc\\_linux\\_get\\_tid\\_cpupind](#) ([hwloc\\_topology\\_t](#) topology, pid\_t tid, [hwloc\\_cpuset\\_t](#) set)
- int [hwloc\\_linux\\_get\\_tid\\_last\\_cpu\\_location](#) ([hwloc\\_topology\\_t](#) topology, pid\_t tid, [hwloc\\_bitmap\\_t](#) set)
- int [hwloc\\_linux\\_read\\_path\\_as\\_cpumask](#) (const char \*path, [hwloc\\_bitmap\\_t](#) set)

### 23.35.1 Detailed Description

This includes helpers for manipulating Linux kernel cpumap files, and hwloc equivalents of the Linux `sched_setaffinity` and `sched_getaffinity` system calls.

### 23.35.2 Function Documentation

#### 23.35.2.1 `hwloc_linux_get_tid_cpupind()`

```
int hwloc_linux_get_tid_cpupind (
    hwloc_topology_t topology,
    pid_t tid,
    hwloc_cpuset_t set )
```

Get the current binding of thread `tid`.

The CPU-set `set` (previously allocated by the caller) is filled with the list of PUs which the thread was last bound to.

The behavior is exactly the same as the Linux `sched_getaffinity` system call, but uses a hwloc cpuset.

##### Returns

0 on success, -1 on error.

##### Note

This is equivalent to calling `hwloc_get_proc_cpupind()` with `HWLOC_CPUBIND_THREAD` as flags.

#### 23.35.2.2 `hwloc_linux_get_tid_last_cpu_location()`

```
int hwloc_linux_get_tid_last_cpu_location (
    hwloc_topology_t topology,
    pid_t tid,
    hwloc_bitmap_t set )
```

Get the last physical CPU where thread `tid` ran.

The CPU-set `set` (previously allocated by the caller) is filled with the PU which the thread last ran on.

##### Returns

0 on success, -1 on error.

##### Note

This is equivalent to calling `hwloc_get_proc_last_cpu_location()` with `HWLOC_CPUBIND_THREAD` as flags.

#### 23.35.2.3 `hwloc_linux_read_path_as_cpumask()`

```
int hwloc_linux_read_path_as_cpumask (
    const char * path,
    hwloc_bitmap_t set )
```

Convert a linux kernel cpumask file `path` into a hwloc bitmap `set`.

Might be used when reading CPU set from sysfs attributes such as topology and caches for processors, or local\_cpus for devices.

##### Returns

0 on success, -1 on error.

##### Note

This function ignores the `HWLOC_FSROOT` environment variable.

### 23.35.2.4 hwloc\_linux\_set\_tid\_cpupbind()

```
int hwloc_linux_set_tid_cpupbind (
    hwloc_topology_t topology,
    pid_t tid,
    hwloc_const_cpuset_t set )
```

Bind a thread `tid` on cpus given in cpuset `set`.

The behavior is exactly the same as the Linux `sched_setaffinity` system call, but uses a hwloc cpuset.

#### Returns

0 on success, -1 on error.

#### Note

This is equivalent to calling `hwloc_set_proc_cpupbind()` with `HWLOC_CPUBIND_THREAD` as flags.

## 23.36 Interoperability with Linux libnuma unsigned long masks

### Functions

- static int `hwloc_cpuset_to_linux_libnuma_ulong`s (`hwloc_topology_t` topology, `hwloc_const_cpuset_t` cpuset, unsigned long \*mask, unsigned long \*maxnode)
- static int `hwloc_nodeset_to_linux_libnuma_ulong`s (`hwloc_topology_t` topology, `hwloc_const_nodeset_t` nodeset, unsigned long \*mask, unsigned long \*maxnode)
- static int `hwloc_cpuset_from_linux_libnuma_ulong`s (`hwloc_topology_t` topology, `hwloc_cpuset_t` cpuset, const unsigned long \*mask, unsigned long maxnode)
- static int `hwloc_nodeset_from_linux_libnuma_ulong`s (`hwloc_topology_t` topology, `hwloc_nodeset_t` nodeset, const unsigned long \*mask, unsigned long maxnode)

### 23.36.1 Detailed Description

This interface helps converting between Linux libnuma unsigned long masks and hwloc cpusets and nodesets.

#### Note

Topology `topology` must match the current machine.

The behavior of libnuma is undefined if the kernel is not NUMA-aware. (when `CONFIG_NUMA` is not set in the kernel configuration). This helper and libnuma may thus not be strictly compatible in this case, which may be detected by checking whether `numa_available()` returns -1.

### 23.36.2 Function Documentation

#### 23.36.2.1 hwloc\_cpuset\_from\_linux\_libnuma\_ulong()

```
static int hwloc_cpuset_from_linux_libnuma_ulong (
    hwloc_topology_t topology,
    hwloc_cpuset_t cpuset,
    const unsigned long * mask,
    unsigned long maxnode ) [inline], [static]
```

Convert the array of unsigned long `mask` into hwloc CPU set.

`mask` is a array of unsigned long that will be read. `maxnode` contains the maximal node number that may be read in `mask`.

This function may be used after calling `get_mempolicy` or any other function that takes an array of unsigned long as output parameter (and possibly a maximal node number as input parameter).



**Returns**

- 0 on success.
- 1 on error, for instance if failing an internal reallocation.

**23.36.2.2 hwloc\_cpuset\_to\_linux\_libnuma\_ulongs()**

```
static int hwloc_cpuset_to_linux_libnuma_ulongs (
    hwloc_topology_t topology,
    hwloc_const_cpuset_t cpuset,
    unsigned long * mask,
    unsigned long * maxnode ) [inline], [static]
```

Convert hwloc CPU set `cpuset` into the array of unsigned long `mask`.

`mask` is the array of unsigned long that will be filled. `maxnode` contains the maximal node number that may be stored in `mask`. `maxnode` will be set to the maximal node number that was found, plus one.

This function may be used before calling `set_mempolicy`, `mbind`, `migrate_pages` or any other function that takes an array of unsigned long and a maximal node number as input parameter.

**Returns**

- 0.

**23.36.2.3 hwloc\_nodeuset\_from\_linux\_libnuma\_ulongs()**

```
static int hwloc_nodeuset_from_linux_libnuma_ulongs (
    hwloc_topology_t topology,
    hwloc_nodeuset_t nodeuset,
    const unsigned long * mask,
    unsigned long maxnode ) [inline], [static]
```

Convert the array of unsigned long `mask` into hwloc NUMA node set.

`mask` is a array of unsigned long that will be read. `maxnode` contains the maximal node number that may be read in `mask`.

This function may be used after calling `get_mempolicy` or any other function that takes an array of unsigned long as output parameter (and possibly a maximal node number as input parameter).

**Returns**

- 0 on success.
- 1 with `errno` set to `ENOMEM` if some internal reallocation failed.

**23.36.2.4 hwloc\_nodeuset\_to\_linux\_libnuma\_ulongs()**

```
static int hwloc_nodeuset_to_linux_libnuma_ulongs (
    hwloc_topology_t topology,
    hwloc_const_nodeuset_t nodeuset,
    unsigned long * mask,
    unsigned long * maxnode ) [inline], [static]
```

Convert hwloc NUMA node set `nodeuset` into the array of unsigned long `mask`.

`mask` is the array of unsigned long that will be filled. `maxnode` contains the maximal node number that may be stored in `mask`. `maxnode` will be set to the maximal node number that was found, plus one.

This function may be used before calling `set_mempolicy`, `mbind`, `migrate_pages` or any other function that takes an array of unsigned long and a maximal node number as input parameter.

**Returns**

- 0.

## 23.37 Interoperability with Linux libnuma bitmask

### Functions

- static struct bitmask \* [hwloc\\_cpuset\\_to\\_linux\\_libnuma\\_bitmask](#) ([hwloc\\_topology\\_t](#) topology, [hwloc\\_const\\_cpuset\\_t](#) cpuset)
- static struct bitmask \* [hwloc\\_nodeset\\_to\\_linux\\_libnuma\\_bitmask](#) ([hwloc\\_topology\\_t](#) topology, [hwloc\\_const\\_nodeset\\_t](#) nodeset)
- static int [hwloc\\_cpuset\\_from\\_linux\\_libnuma\\_bitmask](#) ([hwloc\\_topology\\_t](#) topology, [hwloc\\_cpuset\\_t](#) cpuset, const struct bitmask \*bitmask)
- static int [hwloc\\_nodeset\\_from\\_linux\\_libnuma\\_bitmask](#) ([hwloc\\_topology\\_t](#) topology, [hwloc\\_nodeset\\_t](#) nodeset, const struct bitmask \*bitmask)

### 23.37.1 Detailed Description

This interface helps converting between Linux libnuma bitmasks and hwloc cpusets and nodesets.

#### Note

Topology `topology` must match the current machine.

The behavior of libnuma is undefined if the kernel is not NUMA-aware. (when `CONFIG_NUMA` is not set in the kernel configuration). This helper and libnuma may thus not be strictly compatible in this case, which may be detected by checking whether `numa_available()` returns -1.

### 23.37.2 Function Documentation

#### 23.37.2.1 [hwloc\\_cpuset\\_from\\_linux\\_libnuma\\_bitmask\(\)](#)

```
static int hwloc_cpuset_from_linux_libnuma_bitmask (
    hwloc_topology_t topology,
    hwloc_cpuset_t cpuset,
    const struct bitmask * bitmask ) [inline], [static]
```

Convert libnuma bitmask `bitmask` into hwloc CPU set `cpuset`.

This function may be used after calling many `numa_` functions that use a struct bitmask as an output parameter.

#### Returns

0 on success.

-1 with `errno` set to `ENOMEM` if some internal reallocation failed.

#### 23.37.2.2 [hwloc\\_cpuset\\_to\\_linux\\_libnuma\\_bitmask\(\)](#)

```
static struct bitmask * hwloc_cpuset_to_linux_libnuma_bitmask (
    hwloc_topology_t topology,
    hwloc_const_cpuset_t cpuset ) [inline], [static]
```

Convert hwloc CPU set `cpuset` into the returned libnuma bitmask.

The returned bitmask should later be freed with `numa_bitmask_free`.

This function may be used before calling many `numa_` functions that use a struct bitmask as an input parameter.

#### Returns

newly allocated struct bitmask, or `NULL` on error.

**23.37.2.3 hwloc\_nodeset\_from\_linux\_libnuma\_bitmask()**

```
static int hwloc_nodeset_from_linux_libnuma_bitmask (
    hwloc_topology_t topology,
    hwloc_nodeset_t nodeset,
    const struct bitmask * bitmask ) [inline], [static]
```

Convert libnuma bitmask `bitmask` into hwloc NUMA node set `nodeset`.

This function may be used after calling many `numa_` functions that use a struct bitmask as an output parameter.

**Returns**

- 0 on success.
- 1 with `errno` set to `ENOMEM` if some internal reallocation failed.

**23.37.2.4 hwloc\_nodeset\_to\_linux\_libnuma\_bitmask()**

```
static struct bitmask * hwloc_nodeset_to_linux_libnuma_bitmask (
    hwloc_topology_t topology,
    hwloc_const_nodeset_t nodeset ) [inline], [static]
```

Convert hwloc NUMA node set `nodeset` into the returned libnuma bitmask.

The returned bitmask should later be freed with `numa_bitmask_free`.

This function may be used before calling many `numa_` functions that use a struct bitmask as an input parameter.

**Returns**

- newly allocated struct bitmask, or `NULL` on error.

**23.38 Windows-specific helpers****Functions**

- int `hwloc_windows_get_nr_processor_groups` (`hwloc_topology_t` topology, unsigned long flags)
- int `hwloc_windows_get_processor_group_cpuset` (`hwloc_topology_t` topology, unsigned pg\_index, `hwloc_cpuset_t` cpuset, unsigned long flags)

**23.38.1 Detailed Description**

These functions query Windows processor groups. These groups partition the operating system into virtual sets of up to 64 neighbor PUs. Threads and processes may only be bound inside a single group. Although Windows processor groups may be exposed in the hwloc hierarchy as hwloc Groups, they are also often merged into existing hwloc objects such as NUMA nodes or Packages. This API provides explicit information about Windows processor groups so that applications know whether binding to a large set of PUs may fail because it spans over multiple Windows processor groups.

**23.38.2 Function Documentation****23.38.2.1 hwloc\_windows\_get\_nr\_processor\_groups()**

```
int hwloc_windows_get_nr_processor_groups (
    hwloc_topology_t topology,
    unsigned long flags )
```

Get the number of Windows processor groups.

`flags` must be 0 for now.

**Returns**

at least 1 on success.

-1 on error, for instance if the topology does not match the current system (e.g. loaded from another machine through XML).

**23.38.2.2 hwloc\_windows\_get\_processor\_group\_cpuset()**

```
int hwloc_windows_get_processor_group_cpuset (
    hwloc_topology_t topology,
    unsigned pg_index,
    hwloc_cpuset_t cpuset,
    unsigned long flags )
```

Get the CPU-set of a Windows processor group.

Get the set of PU included in the processor group specified by `pg_index`. `pg_index` must be between 0 and the value returned by `hwloc_windows_get_nr_processor_groups()` minus 1.

`flags` must be 0 for now.

**Returns**

0 on success.

-1 on error, for instance if `pg_index` is invalid, or if the topology does not match the current system (e.g. loaded from another machine through XML).

**23.39 Interoperability with glibc sched affinity****Functions**

- static int `hwloc_cpuset_to_glibc_sched_affinity` (`hwloc_topology_t` topology, `hwloc_const_cpuset_t` hwlocset, `cpu_set_t` \*schedset, `size_t` schedsetsize)
- static int `hwloc_cpuset_from_glibc_sched_affinity` (`hwloc_topology_t` topology, `hwloc_cpuset_t` hwlocset, const `cpu_set_t` \*schedset, `size_t` schedsetsize)

**23.39.1 Detailed Description**

This interface offers ways to convert between hwloc cpusets and glibc cpusets such as those manipulated by `sched_getaffinity()` or `pthread_attr_setaffinity_np()`.

**Note**

Topology `topology` must match the current machine.

**23.39.2 Function Documentation****23.39.2.1 hwloc\_cpuset\_from\_glibc\_sched\_affinity()**

```
static int hwloc_cpuset_from_glibc_sched_affinity (
    hwloc_topology_t topology,
    hwloc_cpuset_t hwlocset,
    const cpu_set_t * schedset,
    size_t schedsetsize ) [inline], [static]
```

Convert glibc sched affinity CPU set `schedset` into hwloc CPU set.

This function may be used before calling `sched_setaffinity` or any other function that takes a `cpu_set_t` as input parameter.

`schedsetsize` should be `sizeof(cpu_set_t)` unless `schedset` was dynamically allocated with `CPU_ALLOC`

**Returns**

- 0 on success.
- 1 with `errno` set to `ENOMEM` if some internal reallocation failed.

**23.39.2.2 hwloc\_cpuset\_to\_glibc\_sched\_affinity()**

```
static int hwloc_cpuset_to_glibc_sched_affinity (
    hwloc_topology_t topology,
    hwloc_const_cpuset_t hwlocset,
    cpu_set_t * schedset,
    size_t schedsetsize ) [inline], [static]
```

Convert hwloc CPU set `toposet` into glibc sched affinity CPU set `schedset`.

This function may be used before calling `sched_setaffinity` or any other function that takes a `cpu_set_t` as input parameter.

`schedsetsize` should be `sizeof(cpu_set_t)` unless `schedset` was dynamically allocated with `CPU_ALLOC`

**Returns**

- 0.

**23.40 Interoperability with OpenCL****Functions**

- static int [hwloc\\_opengl\\_get\\_device\\_pci\\_busid](#) (cl\_device\_id device, unsigned \*domain, unsigned \*bus, unsigned \*dev, unsigned \*func)
- static int [hwloc\\_opengl\\_get\\_device\\_cpuset](#) (hwloc\_topology\_t topology, cl\_device\_id device, hwloc\_cpuset\_t set)
- static hwloc\_obj\_t [hwloc\\_opengl\\_get\\_device\\_osdev\\_by\\_index](#) (hwloc\_topology\_t topology, unsigned platform\_index, unsigned device\_index)
- static hwloc\_obj\_t [hwloc\\_opengl\\_get\\_device\\_osdev](#) (hwloc\_topology\_t topology, cl\_device\_id device)

**23.40.1 Detailed Description**

This interface offers ways to retrieve topology information about OpenCL devices.

Only AMD and NVIDIA OpenCL implementations currently offer useful locality information about their devices.

**23.40.2 Function Documentation****23.40.2.1 hwloc\_opengl\_get\_device\_cpuset()**

```
static int hwloc_opengl_get_device_cpuset (
    hwloc_topology_t topology,
    cl_device_id device,
    hwloc_cpuset_t set ) [inline], [static]
```

Get the CPU set of processors that are physically close to OpenCL device `device`.

Store in `set` the CPU-set describing the locality of the OpenCL device `device`.

Topology `topology` and device `device` must match the local machine. I/O devices detection and the OpenCL component are not needed in the topology.

The function only returns the locality of the device. If more information about the device is needed, OS objects should be used instead, see [hwloc\\_opengl\\_get\\_device\\_osdev\(\)](#) and [hwloc\\_opengl\\_get\\_device\\_osdev\\_by\\_index\(\)](#).

This function is currently only implemented in a meaningful way for Linux with the AMD or NVIDIA OpenCL implementation; other systems will simply get a full `cpuset`.

**Returns**

- 0 on success.
- 1 on error, for instance if the device could not be found.

**23.40.2.2 hwloc\_opengl\_get\_device\_osdev()**

```
static hwloc_obj_t hwloc_opengl_get_device_osdev (
    hwloc_topology_t topology,
    cl_device_id device ) [inline], [static]
```

Get the hwloc OS device object corresponding to OpenCL device `deviceX`.

**Returns**

- The hwloc OS device object corresponding to the given OpenCL device `device`.
- NULL if none could be found, for instance if required OpenCL attributes are not available.

This function currently only works on AMD and NVIDIA OpenCL devices that support relevant OpenCL extensions. [hwloc\\_opengl\\_get\\_device\\_osdev\\_by\\_index\(\)](#) should be preferred whenever possible, i.e. when platform and device index are known.

Topology `topology` and device `device` must match the local machine. I/O devices detection and the OpenCL component must be enabled in the topology. If not, the locality of the object may still be found using [hwloc\\_opengl\\_get\\_device\\_cpuset\(\)](#).

**Note**

- This function cannot work if PCI devices are filtered out.
- The corresponding hwloc PCI device may be found by looking at the result parent pointer (unless PCI devices are filtered out).

**23.40.2.3 hwloc\_opengl\_get\_device\_osdev\_by\_index()**

```
static hwloc_obj_t hwloc_opengl_get_device_osdev_by_index (
    hwloc_topology_t topology,
    unsigned platform_index,
    unsigned device_index ) [inline], [static]
```

Get the hwloc OS device object corresponding to the OpenCL device for the given indexes.

**Returns**

- The hwloc OS device object describing the OpenCL device whose platform index is `platform_index`, and whose device index within this platform is `device_index`.
- NULL if there is none.

The topology `topology` does not necessarily have to match the current machine. For instance the topology may be an XML import of a remote host. I/O devices detection and the OpenCL component must be enabled in the topology.

**Note**

- The corresponding PCI device object can be obtained by looking at the OS device parent object (unless PCI devices are filtered out).

### 23.40.2.4 hwloc\_opencl\_get\_device\_pci\_busid()

```
static int hwloc_opencl_get_device_pci_busid (
    cl_device_id device,
    unsigned * domain,
    unsigned * bus,
    unsigned * dev,
    unsigned * func ) [inline], [static]
```

Return the domain, bus and device IDs of the OpenCL device `device`.  
Device `device` must match the local machine.

#### Returns

- 0 on success.
- 1 on error, for instance if device information could not be found.

## 23.41 Interoperability with the CUDA Driver API

### Functions

- static int [hwloc\\_cuda\\_get\\_device\\_pci\\_ids](#) ([hwloc\\_topology\\_t](#) topology, CUdevice cuddevice, int \*domain, int \*bus, int \*dev)
- static int [hwloc\\_cuda\\_get\\_device\\_cpuset](#) ([hwloc\\_topology\\_t](#) topology, CUdevice cuddevice, [hwloc\\_cpuset\\_t](#) set)
- static [hwloc\\_obj\\_t](#) [hwloc\\_cuda\\_get\\_device\\_pcidev](#) ([hwloc\\_topology\\_t](#) topology, CUdevice cuddevice)
- static [hwloc\\_obj\\_t](#) [hwloc\\_cuda\\_get\\_device\\_osdev](#) ([hwloc\\_topology\\_t](#) topology, CUdevice cuddevice)
- static [hwloc\\_obj\\_t](#) [hwloc\\_cuda\\_get\\_device\\_osdev\\_by\\_index](#) ([hwloc\\_topology\\_t](#) topology, unsigned idx)

### 23.41.1 Detailed Description

This interface offers ways to retrieve topology information about CUDA devices when using the CUDA Driver API.

### 23.41.2 Function Documentation

#### 23.41.2.1 hwloc\_cuda\_get\_device\_cpuset()

```
static int hwloc_cuda_get_device_cpuset (
    hwloc\_topology\_t topology,
    CUdevice cuddevice,
    hwloc\_cpuset\_t set ) [inline], [static]
```

Get the CPU set of processors that are physically close to device `cuddevice`.

Store in `set` the CPU-set describing the locality of the CUDA device `cuddevice`.

Topology `topology` and device `cuddevice` must match the local machine. I/O devices detection and the CUDA component are not needed in the topology.

The function only returns the locality of the device. If more information about the device is needed, OS objects should be used instead, see [hwloc\\_cuda\\_get\\_device\\_osdev\(\)](#) and [hwloc\\_cuda\\_get\\_device\\_osdev\\_by\\_index\(\)](#).

This function is currently only implemented in a meaningful way for Linux; other systems will simply get a full `cpuset`.

#### Returns

- 0 on success.
- 1 on error, for instance if device information could not be found.

### 23.41.2.2 hwloc\_cuda\_get\_device\_osdev()

```
static hwloc_obj_t hwloc_cuda_get_device_osdev (
    hwloc_topology_t topology,
    CUdevice cudevice ) [inline], [static]
```

Get the hwloc OS device object corresponding to CUDA device `cudevice`.

#### Returns

The hwloc OS device object that describes the given CUDA device `cudevice`.

NULL if none could be found.

Topology `topology` and device `cudevice` must match the local machine. I/O devices detection and the CUDA component must be enabled in the topology. If not, the locality of the object may still be found using [hwloc\\_cuda\\_get\\_device\\_cpuset\(\)](#).

#### Note

This function cannot work if PCI devices are filtered out.

The corresponding hwloc PCI device may be found by looking at the result parent pointer (unless PCI devices are filtered out).

### 23.41.2.3 hwloc\_cuda\_get\_device\_osdev\_by\_index()

```
static hwloc_obj_t hwloc_cuda_get_device_osdev_by_index (
    hwloc_topology_t topology,
    unsigned idx ) [inline], [static]
```

Get the hwloc OS device object corresponding to the CUDA device whose index is `idx`.

#### Returns

The hwloc OS device object describing the CUDA device whose index is `idx`.

NULL if none could be found.

The topology `topology` does not necessarily have to match the current machine. For instance the topology may be an XML import of a remote host. I/O devices detection and the CUDA component must be enabled in the topology.

#### Note

The corresponding PCI device object can be obtained by looking at the OS device parent object (unless PCI devices are filtered out).

This function is identical to [hwloc\\_cudart\\_get\\_device\\_osdev\\_by\\_index\(\)](#).

### 23.41.2.4 hwloc\_cuda\_get\_device\_pci\_ids()

```
static int hwloc_cuda_get_device_pci_ids (
    hwloc_topology_t topology,
    CUdevice cudevice,
    int * domain,
    int * bus,
    int * dev ) [inline], [static]
```

Return the domain, bus and device IDs of the CUDA device `cudevice`.

Device `cudevice` must match the local machine.

#### Returns

0 on success.

-1 on error, for instance if device information could not be found.



### 23.41.2.5 hwloc\_cuda\_get\_device\_pcidev()

```
static hwloc_obj_t hwloc_cuda_get_device_pcidev (
    hwloc_topology_t topology,
    CUdevice cudevice ) [inline], [static]
```

Get the hwloc PCI device object corresponding to the CUDA device `cudevice`.

#### Returns

The hwloc PCI device object describing the CUDA device `cudevice`.

NULL if none could be found.

Topology `topology` and device `cudevice` must match the local machine. I/O devices detection must be enabled in topology `topology`. The CUDA component is not needed in the topology.

## 23.42 Interoperability with the CUDA Runtime API

### Functions

- static int [hwloc\\_cudart\\_get\\_device\\_pci\\_ids](#) ([hwloc\\_topology\\_t](#) topology, int idx, int \*domain, int \*bus, int \*dev)
- static int [hwloc\\_cudart\\_get\\_device\\_cpuset](#) ([hwloc\\_topology\\_t](#) topology, int idx, [hwloc\\_cpuset\\_t](#) set)
- static [hwloc\\_obj\\_t](#) [hwloc\\_cudart\\_get\\_device\\_pcidev](#) ([hwloc\\_topology\\_t](#) topology, int idx)
- static [hwloc\\_obj\\_t](#) [hwloc\\_cudart\\_get\\_device\\_osdev\\_by\\_index](#) ([hwloc\\_topology\\_t](#) topology, unsigned idx)

### 23.42.1 Detailed Description

This interface offers ways to retrieve topology information about CUDA devices when using the CUDA Runtime API.

### 23.42.2 Function Documentation

#### 23.42.2.1 hwloc\_cudart\_get\_device\_cpuset()

```
static int hwloc_cudart_get_device_cpuset (
    hwloc_topology_t topology,
    int idx,
    hwloc_cpuset_t set ) [inline], [static]
```

Get the CPU set of processors that are physically close to device `idx`.

Store in `set` the CPU-set describing the locality of the CUDA device whose index is `idx`.

Topology `topology` and device `idx` must match the local machine. I/O devices detection and the CUDA component are not needed in the topology.

The function only returns the locality of the device. If more information about the device is needed, OS objects should be used instead, see [hwloc\\_cudart\\_get\\_device\\_osdev\\_by\\_index\(\)](#).

This function is currently only implemented in a meaningful way for Linux; other systems will simply get a full cpuset.

#### Returns

0 on success.

-1 on error, for instance if device information could not be found.

#### 23.42.2.2 hwloc\_cudart\_get\_device\_osdev\_by\_index()

```
static hwloc_obj_t hwloc_cudart_get_device_osdev_by_index (
    hwloc_topology_t topology,
    unsigned idx ) [inline], [static]
```

Get the hwloc OS device object corresponding to the CUDA device whose index is `idx`.

**Returns**

The hwloc OS device object describing the CUDA device whose index is `idx`.

NULL if none could be found.

The topology `topology` does not necessarily have to match the current machine. For instance the topology may be an XML import of a remote host. I/O devices detection and the CUDA component must be enabled in the topology. If not, the locality of the object may still be found using [hwloc\\_cudart\\_get\\_device\\_cpuset\(\)](#).

**Note**

The corresponding PCI device object can be obtained by looking at the OS device parent object (unless PCI devices are filtered out).

This function is identical to [hwloc\\_cuda\\_get\\_device\\_osdev\\_by\\_index\(\)](#).

**23.42.2.3 hwloc\_cudart\_get\_device\_pci\_ids()**

```
static int hwloc_cudart_get_device_pci_ids (
    hwloc_topology_t topology,
    int idx,
    int * domain,
    int * bus,
    int * dev ) [inline], [static]
```

Return the domain, bus and device IDs of the CUDA device whose index is `idx`.

Device index `idx` must match the local machine.

**Returns**

0 on success.

-1 on error, for instance if device information could not be found.

**23.42.2.4 hwloc\_cudart\_get\_device\_pcidev()**

```
static hwloc_obj_t hwloc_cudart_get_device_pcidev (
    hwloc_topology_t topology,
    int idx ) [inline], [static]
```

Get the hwloc PCI device object corresponding to the CUDA device whose index is `idx`.

**Returns**

The hwloc PCI device object describing the CUDA device whose index is `idx`.

NULL if none could be found.

Topology `topology` and device `idx` must match the local machine. I/O devices detection must be enabled in topology `topology`. The CUDA component is not needed in the topology.

**23.43 Interoperability with the NVIDIA Management Library****Functions**

- static int [hwloc\\_nvml\\_get\\_device\\_cpuset](#) ([hwloc\\_topology\\_t](#) topology, [nvmlDevice\\_t](#) device, [hwloc\\_cpuset\\_t](#) set)
- static [hwloc\\_obj\\_t](#) [hwloc\\_nvml\\_get\\_device\\_osdev\\_by\\_index](#) ([hwloc\\_topology\\_t](#) topology, unsigned `idx`)
- static [hwloc\\_obj\\_t](#) [hwloc\\_nvml\\_get\\_device\\_osdev](#) ([hwloc\\_topology\\_t](#) topology, [nvmlDevice\\_t](#) device)

### 23.43.1 Detailed Description

This interface offers ways to retrieve topology information about devices managed by the NVIDIA Management Library (NVML).

### 23.43.2 Function Documentation

#### 23.43.2.1 `hwloc_nvml_get_device_cpuset()`

```
static int hwloc_nvml_get_device_cpuset (
    hwloc_topology_t topology,
    nvmlDevice_t device,
    hwloc_cpuset_t set ) [inline], [static]
```

Get the CPU set of processors that are physically close to NVML device `device`.

Store in `set` the CPU-set describing the locality of the NVML device `device`.

Topology `topology` and device `device` must match the local machine. I/O devices detection and the NVML component are not needed in the topology.

The function only returns the locality of the device. If more information about the device is needed, OS objects should be used instead, see [hwloc\\_nvml\\_get\\_device\\_osdev\(\)](#) and [hwloc\\_nvml\\_get\\_device\\_osdev\\_by\\_index\(\)](#).

This function is currently only implemented in a meaningful way for Linux; other systems will simply get a full cpuset.

#### Returns

0 on success.

-1 on error, for instance if device information could not be found.

#### 23.43.2.2 `hwloc_nvml_get_device_osdev()`

```
static hwloc_obj_t hwloc_nvml_get_device_osdev (
    hwloc_topology_t topology,
    nvmlDevice_t device ) [inline], [static]
```

Get the hwloc OS device object corresponding to NVML device `device`.

#### Returns

The hwloc OS device object that describes the given NVML device `device`.

NULL if none could be found.

Topology `topology` and device `device` must match the local machine. I/O devices detection and the NVML component must be enabled in the topology. If not, the locality of the object may still be found using [hwloc\\_nvml\\_get\\_device\\_cpuset\(\)](#).

#### Note

The corresponding hwloc PCI device may be found by looking at the result parent pointer (unless PCI devices are filtered out).

#### 23.43.2.3 `hwloc_nvml_get_device_osdev_by_index()`

```
static hwloc_obj_t hwloc_nvml_get_device_osdev_by_index (
    hwloc_topology_t topology,
    unsigned idx ) [inline], [static]
```

Get the hwloc OS device object corresponding to the NVML device whose index is `idx`.

**Returns**

The hwloc OS device object describing the NVML device whose index is `idx`.

NULL if none could be found.

The topology `topology` does not necessarily have to match the current machine. For instance the topology may be an XML import of a remote host. I/O devices detection and the NVML component must be enabled in the topology.

**Note**

The corresponding PCI device object can be obtained by looking at the OS device parent object (unless PCI devices are filtered out).

## 23.44 Interoperability with the ROCm SMI Management Library

**Functions**

- static int [hwloc\\_rsmi\\_get\\_device\\_cpuset](#) ([hwloc\\_topology\\_t](#) topology, uint32\_t dv\_ind, [hwloc\\_cpuset\\_t](#) set)
- static [hwloc\\_obj\\_t](#) [hwloc\\_rsmi\\_get\\_device\\_osdev\\_by\\_index](#) ([hwloc\\_topology\\_t](#) topology, uint32\_t dv\_ind)
- static [hwloc\\_obj\\_t](#) [hwloc\\_rsmi\\_get\\_device\\_osdev](#) ([hwloc\\_topology\\_t](#) topology, uint32\_t dv\_ind)

### 23.44.1 Detailed Description

This interface offers ways to retrieve topology information about devices managed by the ROCm SMI Management Library.

### 23.44.2 Function Documentation

#### 23.44.2.1 [hwloc\\_rsmi\\_get\\_device\\_cpuset\(\)](#)

```
static int hwloc_rsmi_get_device_cpuset (
    hwloc\_topology\_t topology,
    uint32_t dv_ind,
    hwloc\_cpuset\_t set ) [inline], [static]
```

Get the CPU set of logical processors that are physically close to AMD GPU device whose index is `dv_ind`.

Store in `set` the CPU-set describing the locality of the AMD GPU device whose index is `dv_ind`.

Topology `topology` and device `dv_ind` must match the local machine. I/O devices detection and the ROCm SMI component are not needed in the topology.

The function only returns the locality of the device. If more information about the device is needed, OS objects should be used instead, see [hwloc\\_rsmi\\_get\\_device\\_osdev\(\)](#) and [hwloc\\_rsmi\\_get\\_device\\_osdev\\_by\\_index\(\)](#).

This function is currently only implemented in a meaningful way for Linux; other systems will simply get a full cpuset.

**Returns**

0 on success.

-1 on error, for instance if device information could not be found.

#### 23.44.2.2 [hwloc\\_rsmi\\_get\\_device\\_osdev\(\)](#)

```
static hwloc\_obj\_t hwloc_rsmi_get_device_osdev (
    hwloc\_topology\_t topology,
    uint32_t dv_ind ) [inline], [static]
```

Get the hwloc OS device object corresponding to AMD GPU device, whose index is `dv_ind`.

**Returns**

The hwloc OS device object that describes the given AMD GPU, whose index is `dv_ind`.

NULL if none could be found.

Topology `topology` and device `dv_ind` must match the local machine. I/O devices detection and the ROCm SMI component must be enabled in the topology. If not, the locality of the object may still be found using [hwloc\\_rsmi\\_get\\_device\\_cpuset\(\)](#).

**Note**

The corresponding hwloc PCI device may be found by looking at the result parent pointer (unless PCI devices are filtered out).

**23.44.2.3 hwloc\_rsmi\_get\_device\_osdev\_by\_index()**

```
static hwloc_obj_t hwloc_rsmi_get_device_osdev_by_index (
    hwloc_topology_t topology,
    uint32_t dv_ind ) [inline], [static]
```

Get the hwloc OS device object corresponding to the AMD GPU device whose index is `dv_ind`.

**Returns**

The hwloc OS device object describing the AMD GPU device whose index is `dv_ind`.

NULL if none could be found.

The topology `topology` does not necessarily have to match the current machine. For instance the topology may be an XML import of a remote host. I/O devices detection and the ROCm SMI component must be enabled in the topology.

**Note**

The corresponding PCI device object can be obtained by looking at the OS device parent object (unless PCI devices are filtered out).

**23.45 Interoperability with the oneAPI Level Zero interface.****Functions**

- static int [hwloc\\_levelzero\\_get\\_device\\_cpuset](#) ([hwloc\\_topology\\_t](#) topology, [ze\\_device\\_handle\\_t](#) device, [hwloc\\_cpuset\\_t](#) set)
- static int [hwloc\\_levelzero\\_get\\_sysman\\_device\\_cpuset](#) ([hwloc\\_topology\\_t](#) topology, [zes\\_device\\_handle\\_t](#) device, [hwloc\\_cpuset\\_t](#) set)
- static [hwloc\\_obj\\_t](#) [hwloc\\_levelzero\\_get\\_device\\_osdev](#) ([hwloc\\_topology\\_t](#) topology, [ze\\_device\\_handle\\_t](#) device)
- static [hwloc\\_obj\\_t](#) [hwloc\\_levelzero\\_get\\_sysman\\_device\\_osdev](#) ([hwloc\\_topology\\_t](#) topology, [zes\\_device\\_handle\\_t](#) device)

**23.45.1 Detailed Description**

This interface offers ways to retrieve topology information about devices managed by the Level Zero API, both for main Core devices (ZE API) and the Sysman devices (ZES API).

**23.45.2 Function Documentation****23.45.2.1 hwloc\_levelzero\_get\_device\_cpuset()**

```
static int hwloc_levelzero_get_device_cpuset (
    hwloc_topology_t topology,
```

```
ze_device_handle_t device,
hwloc_cpuset_t set ) [inline], [static]
```

Get the CPU set of logical processors that are physically close to the Level Zero device `device`.

Store in `set` the CPU-set describing the locality of the Level Zero device `device`.

Topology `topology` and device `device` must match the local machine. The Level Zero library must have been initialized with `zelnit()`. I/O devices detection and the Level Zero component are not needed in the topology.

The function only returns the locality of the device. If more information about the device is needed, OS objects should be used instead, see [hwloc\\_levelzero\\_get\\_device\\_osdev\(\)](#).

This function is currently only implemented in a meaningful way for Linux; other systems will simply get a full cpuset.

#### Returns

0 on success.

-1 on error, for instance if device information could not be found.

#### Note

`zeDevicePciGetPropertiesExt()` must be supported, or the entire machine locality will be returned.

### 23.45.2.2 hwloc\_levelzero\_get\_device\_osdev()

```
static hwloc_obj_t hwloc_levelzero_get_device_osdev (
    hwloc_topology_t topology,
    ze_device_handle_t device ) [inline], [static]
```

Get the hwloc OS device object corresponding to Level Zero device `device`.

#### Returns

The hwloc OS device object that describes the given Level Zero device `device`.

NULL if none could be found.

Topology `topology` and device `device` must match the local machine. The Level Zero library must have been initialized with `zelnit()`. I/O devices detection and the Level Zero component must be enabled in the topology. If not, the locality of the object may still be found using [hwloc\\_levelzero\\_get\\_device\\_cpuset\(\)](#).

#### Note

If the input ZE device is actually a subdevice, then its parent (root device) is actually translated, i.e. the main hwloc OS device is returned instead of one of its children.

The corresponding hwloc PCI device may be found by looking at the result parent pointer (unless PCI devices are filtered out).

`zeDevicePciGetPropertiesExt()` must be supported.

### 23.45.2.3 hwloc\_levelzero\_get\_sysman\_device\_cpuset()

```
static int hwloc_levelzero_get_sysman_device_cpuset (
    hwloc_topology_t topology,
    zes_device_handle_t device,
    hwloc_cpuset_t set ) [inline], [static]
```

Get the CPU set of logical processors that are physically close to the Level Zero Sysman device `device`.

Store in `set` the CPU-set describing the locality of the Level Zero device `device`.

Topology `topology` and device `device` must match the local machine. The Level Zero library must have been initialized with Sysman enabled with `zeslnit()`. I/O devices detection and the Level Zero component are not needed in the topology.

The function only returns the locality of the device. If more information about the device is needed, OS objects should be used instead, see [hwloc\\_levelzero\\_get\\_device\\_osdev\(\)](#).

This function is currently only implemented in a meaningful way for Linux; other systems will simply get a full cpuset.

**Returns**

- 0 on success.
- 1 on error, for instance if device information could not be found.

**23.45.2.4 hwloc\_levelzero\_get\_sysman\_device\_osdev()**

```
static hwloc_obj_t hwloc_levelzero_get_sysman_device_osdev (
    hwloc_topology_t topology,
    zes_device_handle_t device ) [inline], [static]
```

Get the hwloc OS device object corresponding to Level Zero Sysman device `device`.

**Returns**

- The hwloc OS device object that describes the given Level Zero device `device`.
- NULL if none could be found.

Topology `topology` and device `dv_ind` must match the local machine. The Level Zero library must have been initialized with Sysman enabled with `zesInit()`. I/O devices detection and the Level Zero component must be enabled in the topology. If not, the locality of the object may still be found using `hwloc_levelzero_get_device_cpuset()`.

**Note**

If the input ZES device is actually a subdevice, then its parent (root device) is actually translated, i.e. the main hwloc OS device is returned instead of one of its children.

The corresponding hwloc PCI device may be found by looking at the result parent pointer (unless PCI devices are filtered out).

**23.46 Interoperability with OpenGL displays****Functions**

- static `hwloc_obj_t hwloc_gl_get_display_osdev_by_port_device` (`hwloc_topology_t topology`, unsigned port, unsigned device)
- static `hwloc_obj_t hwloc_gl_get_display_osdev_by_name` (`hwloc_topology_t topology`, const char \*name)
- static int `hwloc_gl_get_display_by_osdev` (`hwloc_topology_t topology`, `hwloc_obj_t osdev`, unsigned \*port, unsigned \*device)

**23.46.1 Detailed Description**

This interface offers ways to retrieve topology information about OpenGL displays.

Only the NVIDIA display locality information is currently available, using the NV-CONTROL X11 extension and the NVCtrl library.

**23.46.2 Function Documentation****23.46.2.1 hwloc\_gl\_get\_display\_by\_osdev()**

```
static int hwloc_gl_get_display_by_osdev (
    hwloc_topology_t topology,
    hwloc_obj_t osdev,
    unsigned * port,
    unsigned * device ) [inline], [static]
```

Get the OpenGL display port and device corresponding to the given hwloc OS object.

Retrieves the OpenGL display port (server) in `port` and device (screen) in `screen` that correspond to the given hwloc OS device object.

**Returns**

- 0 on success.
- 1 if none could be found.

The topology `topology` does not necessarily have to match the current machine. For instance the topology may be an XML import of a remote host. I/O devices detection and the GL component must be enabled in the topology.

**23.46.2.2 hwloc\_gl\_get\_display\_osdev\_by\_name()**

```
static hwloc_obj_t hwloc_gl_get_display_osdev_by_name (
    hwloc_topology_t topology,
    const char * name ) [inline], [static]
```

Get the hwloc OS device object corresponding to the OpenGL display given by name.

**Returns**

- The hwloc OS device object describing the OpenGL display whose name is `name`, built as `":port.device"` such as `":0.0"`.
- NULL if none could be found.

The topology `topology` does not necessarily have to match the current machine. For instance the topology may be an XML import of a remote host. I/O devices detection and the GL component must be enabled in the topology.

**Note**

The corresponding PCI device object can be obtained by looking at the OS device parent object (unless PCI devices are filtered out).

**23.46.2.3 hwloc\_gl\_get\_display\_osdev\_by\_port\_device()**

```
static hwloc_obj_t hwloc_gl_get_display_osdev_by_port_device (
    hwloc_topology_t topology,
    unsigned port,
    unsigned device ) [inline], [static]
```

Get the hwloc OS device object corresponding to the OpenGL display given by port and device index.

**Returns**

- The hwloc OS device object describing the OpenGL display whose port (server) is `port` and device (screen) is `device`.
- NULL if none could be found.

The topology `topology` does not necessarily have to match the current machine. For instance the topology may be an XML import of a remote host. I/O devices detection and the GL component must be enabled in the topology.

**Note**

The corresponding PCI device object can be obtained by looking at the OS device parent object (unless PCI devices are filtered out).

## 23.47 Interoperability with OpenFabrics

**Functions**

- static int `hwloc_ibv_get_device_cpuset` (`hwloc_topology_t topology`, struct `ibv_device` \*`ibdev`, `hwloc_cpuset_t` `set`)
- static `hwloc_obj_t` `hwloc_ibv_get_device_osdev_by_name` (`hwloc_topology_t topology`, const char \*`ibname`)
- static `hwloc_obj_t` `hwloc_ibv_get_device_osdev` (`hwloc_topology_t topology`, struct `ibv_device` \*`ibdev`)



### 23.47.1 Detailed Description

This interface offers ways to retrieve topology information about OpenFabrics devices (InfiniBand, Omni-Path, usNIC, etc).

### 23.47.2 Function Documentation

#### 23.47.2.1 `hwloc_ibv_get_device_cpuset()`

```
static int hwloc_ibv_get_device_cpuset (
    hwloc_topology_t topology,
    struct ibv_device * ibdev,
    hwloc_cpuset_t set ) [inline], [static]
```

Get the CPU set of processors that are physically close to device `ibdev`.

Store in `set` the CPU-set describing the locality of the OpenFabrics device `ibdev` (InfiniBand, etc).

Topology `topology` and device `ibdev` must match the local machine. I/O devices detection is not needed in the topology.

The function only returns the locality of the device. If more information about the device is needed, OS objects should be used instead, see [hwloc\\_ibv\\_get\\_device\\_osdev\(\)](#) and [hwloc\\_ibv\\_get\\_device\\_osdev\\_by\\_name\(\)](#).

This function is currently only implemented in a meaningful way for Linux; other systems will simply get a full `cpuset`.

#### Returns

0 on success.

-1 on error, for instance if device information could not be found.

#### 23.47.2.2 `hwloc_ibv_get_device_osdev()`

```
static hwloc_obj_t hwloc_ibv_get_device_osdev (
    hwloc_topology_t topology,
    struct ibv_device * ibdev ) [inline], [static]
```

Get the hwloc OS device object corresponding to the OpenFabrics device `ibdev`.

#### Returns

The hwloc OS device object describing the OpenFabrics device `ibdev` (InfiniBand, etc).

NULL if none could be found.

Topology `topology` and device `ibdev` must match the local machine. I/O devices detection must be enabled in the topology. If not, the locality of the object may still be found using [hwloc\\_ibv\\_get\\_device\\_cpuset\(\)](#).

#### Note

The corresponding PCI device object can be obtained by looking at the OS device parent object.

#### 23.47.2.3 `hwloc_ibv_get_device_osdev_by_name()`

```
static hwloc_obj_t hwloc_ibv_get_device_osdev_by_name (
    hwloc_topology_t topology,
    const char * ibname ) [inline], [static]
```

Get the hwloc OS device object corresponding to the OpenFabrics device named `ibname`.

**Returns**

The hwloc OS device object describing the OpenFabrics device (InfiniBand, Omni-Path, usNIC, etc) whose name is `ibname` (`mlx5_0`, `hfi1_0`, `usnic_0`, `qib0`, etc).

NULL if none could be found.

The name `ibname` is usually obtained from `ibv_get_device_name()`.

The topology `topology` does not necessarily have to match the current machine. For instance the topology may be an XML import of a remote host. I/O devices detection must be enabled in the topology.

**Note**

The corresponding PCI device object can be obtained by looking at the OS device parent object.

## 23.48 Topology differences

**Data Structures**

- union [hwloc\\_topology\\_diff\\_obj\\_attr\\_u](#)
- union [hwloc\\_topology\\_diff\\_u](#)

**Typedefs**

- typedef enum [hwloc\\_topology\\_diff\\_obj\\_attr\\_type\\_e](#) [hwloc\\_topology\\_diff\\_obj\\_attr\\_type\\_t](#)
- typedef enum [hwloc\\_topology\\_diff\\_type\\_e](#) [hwloc\\_topology\\_diff\\_type\\_t](#)
- typedef union [hwloc\\_topology\\_diff\\_u](#) \* [hwloc\\_topology\\_diff\\_t](#)

**Enumerations**

- enum [hwloc\\_topology\\_diff\\_obj\\_attr\\_type\\_e](#) { [HWLOC\\_TOPOLOGY\\_DIFF\\_OBJ\\_ATTR\\_SIZE](#) , [HWLOC\\_TOPOLOGY\\_DIFF\\_OBJ\\_ATTR\\_INFO](#) }
- enum [hwloc\\_topology\\_diff\\_type\\_e](#) { [HWLOC\\_TOPOLOGY\\_DIFF\\_OBJ\\_ATTR](#) , [HWLOC\\_TOPOLOGY\\_DIFF\\_TOO\\_COMPLEX](#) }
- enum [hwloc\\_topology\\_diff\\_apply\\_flags\\_e](#) { [HWLOC\\_TOPOLOGY\\_DIFF\\_APPLY\\_REVERSE](#) }

**Functions**

- int [hwloc\\_topology\\_diff\\_build](#) ([hwloc\\_topology\\_t](#) topology, [hwloc\\_topology\\_t](#) newtopology, unsigned long flags, [hwloc\\_topology\\_diff\\_t](#) \*diff)
- int [hwloc\\_topology\\_diff\\_apply](#) ([hwloc\\_topology\\_t](#) topology, [hwloc\\_topology\\_diff\\_t](#) diff, unsigned long flags)
- int [hwloc\\_topology\\_diff\\_destroy](#) ([hwloc\\_topology\\_diff\\_t](#) diff)
- int [hwloc\\_topology\\_diff\\_load\\_xml](#) (const char \*xmlpath, [hwloc\\_topology\\_diff\\_t](#) \*diff, char \*\*refname)
- int [hwloc\\_topology\\_diff\\_export\\_xml](#) ([hwloc\\_topology\\_diff\\_t](#) diff, const char \*refname, const char \*xmlpath)
- int [hwloc\\_topology\\_diff\\_load\\_xmlbuffer](#) (const char \*xmlbuffer, int buflen, [hwloc\\_topology\\_diff\\_t](#) \*diff, char \*\*refname)
- int [hwloc\\_topology\\_diff\\_export\\_xmlbuffer](#) ([hwloc\\_topology\\_diff\\_t](#) diff, const char \*refname, char \*\*xmlbuffer, int \*buflen)

### 23.48.1 Detailed Description

Applications that manipulate many similar topologies, for instance one for each node of a homogeneous cluster, may want to compress topologies to reduce the memory footprint.

This file offers a way to manipulate the difference between topologies and export/import it to/from XML. Compression may therefore be achieved by storing one topology entirely while the others are only described by their differences with

the former. The actual topology can be reconstructed when actually needed by applying the precomputed difference to the reference topology.

This interface targets very similar nodes. Only very simple differences between topologies are actually supported, for instance a change in the memory size, the name of the object, or some info attribute. More complex differences such as adding or removing objects cannot be represented in the difference structures and therefore return errors. Differences between object sets or topology-wide allowed sets, cannot be represented either.

It means that there is no need to apply the difference when looking at the tree organization (how many levels, how many objects per level, what kind of objects, CPU and node sets, etc) and when binding to objects. However the difference must be applied when looking at object attributes such as the name, the memory size or info attributes.

## 23.48.2 Typedef Documentation

### 23.48.2.1 hwloc\_topology\_diff\_obj\_attr\_type\_t

```
typedef enum hwloc_topology_diff_obj_attr_type_e hwloc_topology_diff_obj_attr_type_t
```

Type of one object attribute difference.

### 23.48.2.2 hwloc\_topology\_diff\_t

```
typedef union hwloc_topology_diff_u * hwloc_topology_diff_t
```

One element of a difference list between two topologies.

### 23.48.2.3 hwloc\_topology\_diff\_type\_t

```
typedef enum hwloc_topology_diff_type_e hwloc_topology_diff_type_t
```

Type of one element of a difference list.

## 23.48.3 Enumeration Type Documentation

### 23.48.3.1 hwloc\_topology\_diff\_apply\_flags\_e

```
enum hwloc_topology_diff_apply_flags_e
```

Flags to be given to [hwloc\\_topology\\_diff\\_apply\(\)](#).

Enumerator

HWLOC_TOPOLOGY_DIFF_APPLY_REVERSE	Apply topology diff in reverse direction.
-----------------------------------	-------------------------------------------

### 23.48.3.2 hwloc\_topology\_diff\_obj\_attr\_type\_e

```
enum hwloc_topology_diff_obj_attr_type_e
```

Type of one object attribute difference.

Enumerator

HWLOC_TOPOLOGY_DIFF_OBJ_ATTR_SIZE	The object local memory is modified. The union is a <a href="#">hwloc_topology_diff_obj_attr_u::hwloc_topology_diff_obj_attr_uint64_s</a> (and the index field is ignored).
HWLOC_TOPOLOGY_DIFF_OBJ_ATTR_NAME	The object name is modified. The union is a <a href="#">hwloc_topology_diff_obj_attr_u::hwloc_topology_diff_obj_attr_string_s</a> (and the name field is ignored).
HWLOC_TOPOLOGY_DIFF_OBJ_ATTR_INFO	the value of an info attribute is modified. The union is a <a href="#">hwloc_topology_diff_obj_attr_u::hwloc_topology_diff_obj_attr_string_s</a> .

### 23.48.3.3 hwloc\_topology\_diff\_type\_e

enum [hwloc\\_topology\\_diff\\_type\\_e](#)

Type of one element of a difference list.

#### Enumerator

HWLOC_TOPOLOGY_DIFF_OBJ_ATTR	An object attribute was changed. The union is a <a href="#">hwloc_topology_diff_u::hwloc_topology_diff_obj_attr_s</a> .
HWLOC_TOPOLOGY_DIFF_TOO_COMPLEX	The difference is too complex, it cannot be represented. The difference below this object has not been checked. <a href="#">hwloc_topology_diff_build()</a> will return 1. The union is a <a href="#">hwloc_topology_diff_u::hwloc_topology_diff_too_complex_s</a> .

## 23.48.4 Function Documentation

### 23.48.4.1 hwloc\_topology\_diff\_apply()

```
int hwloc_topology_diff_apply (
    hwloc_topology_t topology,
    hwloc_topology_diff_t diff,
    unsigned long flags )
```

Apply a topology diff to an existing topology.

*flags* is an OR'ed set of [hwloc\\_topology\\_diff\\_apply\\_flags\\_e](#).

The new topology is modified in place. [hwloc\\_topology\\_dup\(\)](#) may be used to duplicate it before patching.

If the difference cannot be applied entirely, all previous applied elements are unapplied before returning.

#### Returns

0 on success.

-N if applying the difference failed while trying to apply the N-th part of the difference. For instance -1 is returned if the very first difference element could not be applied.

### 23.48.4.2 hwloc\_topology\_diff\_build()

```
int hwloc_topology_diff_build (
    hwloc_topology_t topology,
    hwloc_topology_t newtopology,
    unsigned long flags,
    hwloc_topology_diff_t * diff )
```

Compute the difference between 2 topologies.

The difference is stored as a list of [hwloc\\_topology\\_diff\\_t](#) entries starting at *diff*. It is computed by doing a depth-first traversal of both topology trees simultaneously.

If the difference between 2 objects is too complex to be represented (for instance if some objects have different types, or different numbers of children), a special diff entry of type [HWLOC\\_TOPOLOGY\\_DIFF\\_TOO\\_COMPLEX](#) is queued.

The computation of the diff does not continue below these objects. So each such diff entry means that the difference between two subtrees could not be computed.

#### Returns

0 if the difference can be represented properly.

0 with *diff* pointing to NULL if there is no difference between the topologies.

1 if the difference is too complex (see above). Some entries in the list will be of type [HWLOC\\_TOPOLOGY\\_DIFF\\_TOO\\_COMPLEX](#).

-1 on any other error.

**Note**

`flags` is currently not used. It should be 0.

The output diff has to be freed with `hwloc_topology_diff_destroy()`.

The output diff can only be exported to XML or passed to `hwloc_topology_diff_apply()` if 0 was returned, i.e. if no entry of type `HWLOC_TOPOLOGY_DIFF_TOO_COMPLEX` is listed.

The output diff may be modified by removing some entries from the list. The removed entries should be freed by passing them to `hwloc_topology_diff_destroy()` (possible as another list).

**23.48.4.3 hwloc\_topology\_diff\_destroy()**

```
int hwloc_topology_diff_destroy (
    hwloc_topology_diff_t diff )
```

Destroy a list of topology differences.

**Returns**

0.

**23.48.4.4 hwloc\_topology\_diff\_export\_xml()**

```
int hwloc_topology_diff_export_xml (
    hwloc_topology_diff_t diff,
    const char * refname,
    const char * xmlpath )
```

Export a list of topology differences to a XML file.

If not `NULL`, `refname` defines an identifier string for the reference topology which was used as a base when computing this difference. This identifier is usually the name of the other XML file that contains the reference topology. This attribute is given back when reading the diff from XML.

**Returns**

0 on success, -1 on error.

**23.48.4.5 hwloc\_topology\_diff\_export\_xmlbuffer()**

```
int hwloc_topology_diff_export_xmlbuffer (
    hwloc_topology_diff_t diff,
    const char * refname,
    char ** xmlbuffer,
    int * buflen )
```

Export a list of topology differences to a XML buffer.

If not `NULL`, `refname` defines an identifier string for the reference topology which was used as a base when computing this difference. This identifier is usually the name of the other XML file that contains the reference topology. This attribute is given back when reading the diff from XML.

The returned buffer ends with a `\0` that is included in the returned length.

**Returns**

0 on success, -1 on error.

**Note**

The XML buffer should later be freed with `hwloc_free_xmlbuffer()`.

#### 23.48.4.6 hwloc\_topology\_diff\_load\_xml()

```
int hwloc_topology_diff_load_xml (
    const char * xmlpath,
    hwloc_topology_diff_t * diff,
    char ** refname )
```

Load a list of topology differences from a XML file.

If not NULL, `refname` will be filled with the identifier string of the reference topology for the difference file, if any was specified in the XML file. This identifier is usually the name of the other XML file that contains the reference topology.

##### Returns

0 on success, -1 on error.

##### Note

the pointer returned in `refname` should later be freed by the caller.

#### 23.48.4.7 hwloc\_topology\_diff\_load\_xmlbuffer()

```
int hwloc_topology_diff_load_xmlbuffer (
    const char * xmlbuffer,
    int buflen,
    hwloc_topology_diff_t * diff,
    char ** refname )
```

Load a list of topology differences from a XML buffer.

Build a list of differences from the XML memory buffer given at `xmlbuffer` and of length `buflen` (including an ending `\0`). This buffer may have been filled earlier with `hwloc_topology_diff_export_xmlbuffer()`.

If not NULL, `refname` will be filled with the identifier string of the reference topology for the difference file, if any was specified in the XML file. This identifier is usually the name of the other XML file that contains the reference topology.

##### Returns

0 on success, -1 on error.

##### Note

the pointer returned in `refname` should later be freed by the caller.

## 23.49 Sharing topologies between processes

### Functions

- int `hwloc_shmem_topology_get_length` (`hwloc_topology_t` topology, `size_t` \*lengthp, unsigned long flags)
- int `hwloc_shmem_topology_write` (`hwloc_topology_t` topology, int fd, `hwloc_uint64_t` fileoffset, void \*mmap\_↵ address, `size_t` length, unsigned long flags)
- int `hwloc_shmem_topology_adopt` (`hwloc_topology_t` \*topologyp, int fd, `hwloc_uint64_t` fileoffset, void \*mmap\_↵ \_address, `size_t` length, unsigned long flags)

#### 23.49.1 Detailed Description

These functions are used to share a topology between processes by duplicating it into a file-backed shared-memory buffer.

The master process must first get the required shared-memory size for storing this topology with `hwloc_shmem_topology_get_length()`. Then it must find a virtual memory area of that size that is available in all processes (identical virtual addresses in all processes). On Linux, this can be done by comparing holes found in `/proc/<pid>/maps` for each process.

Once found, it must open a destination file for storing the buffer, and pass it to [hwloc\\_shmem\\_topology\\_write\(\)](#) together with virtual memory address and length obtained above.

Other processes may then adopt this shared topology by opening the same file and passing it to [hwloc\\_shmem\\_topology\\_adopt\(\)](#) with the exact same virtual memory address and length.

## 23.49.2 Function Documentation

### 23.49.2.1 hwloc\_shmem\_topology\_adopt()

```
int hwloc_shmem_topology_adopt (
    hwloc_topology_t * topologyp,
    int fd,
    hwloc_uint64_t fileoffset,
    void * mmap_address,
    size_t length,
    unsigned long flags )
```

Adopt a shared memory topology stored in a file.

Map a file in virtual memory and adopt the topology that was previously stored there with [hwloc\\_shmem\\_topology\\_write\(\)](#). The returned adopted topology in `topologyp` can be used just like any topology. And it must be destroyed with [hwloc\\_topology\\_destroy\(\)](#) as usual.

However the topology is read-only. For instance, it cannot be modified with [hwloc\\_topology\\_restrict\(\)](#) and object userdata pointers cannot be changed.

The segment of the file pointed by descriptor `fd`, starting at offset `fileoffset`, and of length `length` (in bytes), will be mapped at virtual address `mmap_address`.

The file pointed by descriptor `fd`, the offset `fileoffset`, the requested mapping virtual address `mmap_address` and the length `length` must be identical to what was given to [hwloc\\_shmem\\_topology\\_write\(\)](#) earlier.

#### Note

Flags `flags` are currently unused, must be 0.

The object userdata pointer should not be used unless the process that created the shared topology also placed userdata-pointed buffers in shared memory.

This function takes care of calling [hwloc\\_topology\\_abi\\_check\(\)](#).

#### Returns

0 on success.

-1 with `errno` set to `EBUSY` if the virtual memory mapping defined by `mmap_address` and `length` isn't available in the process.

-1 with `errno` set to `EINVAL` if `fileoffset`, `mmap_address` or `length` aren't page-aligned, or do not match what was given to [hwloc\\_shmem\\_topology\\_write\(\)](#) earlier.

-1 with `errno` set to `EINVAL` if the layout of the topology structure is different between the writer process and the adopter process.

### 23.49.2.2 hwloc\_shmem\_topology\_get\_length()

```
int hwloc_shmem_topology_get_length (
    hwloc_topology_t topology,
    size_t * lengthp,
    unsigned long flags )
```

Get the required shared memory length for storing a topology.

This length (in bytes) must be used in [hwloc\\_shmem\\_topology\\_write\(\)](#) and [hwloc\\_shmem\\_topology\\_adopt\(\)](#) later.

**Returns**

the length, or -1 on error, for instance if flags are invalid.

**Note**

Flags `flags` are currently unused, must be 0.

**23.49.2.3 hwloc\_shmem\_topology\_write()**

```
int hwloc_shmem_topology_write (
    hwloc_topology_t topology,
    int fd,
    hwloc_uint64_t fileoffset,
    void * mmap_address,
    size_t length,
    unsigned long flags )
```

Duplicate a topology to a shared memory file.

Temporarily map a file in virtual memory and duplicate the topology `topology` by allocating duplicates in there.

The segment of the file pointed by descriptor `fd`, starting at offset `fileoffset`, and of length `length` (in bytes), will be temporarily mapped at virtual address `mmap_address` during the duplication.

The mapping length `length` must have been previously obtained with [hwloc\\_shmem\\_topology\\_get\\_length\(\)](#) and the topology must not have been modified in the meantime.

**Note**

Flags `flags` are currently unused, must be 0.

The object `userdata` pointer is duplicated but the pointed buffer is not. However the caller may also allocate it manually in shared memory to share it as well.

**Returns**

0 on success.

-1 with `errno` set to `EBUSY` if the virtual memory mapping defined by `mmap_address` and `length` isn't available in the process.

-1 with `errno` set to `EINVAL` if `fileoffset`, `mmap_address` or `length` aren't page-aligned.

**23.50 Components and Plugins: Discovery components and backends****Data Structures**

- struct [hwloc\\_disc\\_component](#)
- struct [hwloc\\_disc\\_status](#)
- struct [hwloc\\_backend](#)

**Typedefs**

- typedef enum [hwloc\\_disc\\_phase\\_e](#) [hwloc\\_disc\\_phase\\_t](#)

**Enumerations**

- enum [hwloc\\_disc\\_phase\\_e](#) {  
[HWLOC\\_DISC\\_PHASE\\_GLOBAL](#) , [HWLOC\\_DISC\\_PHASE\\_CPU](#) , [HWLOC\\_DISC\\_PHASE\\_MEMORY](#) ,  
[HWLOC\\_DISC\\_PHASE\\_PCI](#) ,  
[HWLOC\\_DISC\\_PHASE\\_IO](#) , [HWLOC\\_DISC\\_PHASE\\_MISC](#) , [HWLOC\\_DISC\\_PHASE\\_ANNOTATE](#) , [HWLOC\\_DISC\\_PHASE\\_TWE](#)  
}
- enum [hwloc\\_disc\\_status\\_flag\\_e](#) { [HWLOC\\_DISC\\_STATUS\\_FLAG\\_GOT\\_ALLOWED\\_RESOURCES](#) }



**Functions**

- struct `hwloc_backend` \* `hwloc_backend_alloc` (struct `hwloc_topology` \*`topology`, struct `hwloc_disc_component` \*`component`)
- int `hwloc_backend_enable` (struct `hwloc_backend` \*`backend`)

**23.50.1 Detailed Description****Note**

These structures and functions may change when `HWLOC_COMPONENT_ABI` is modified.

**23.50.2 Typedef Documentation****23.50.2.1 hwloc\_disc\_phase\_t**

typedef enum `hwloc_disc_phase_e` `hwloc_disc_phase_t`  
Discovery phase.

**23.50.3 Enumeration Type Documentation****23.50.3.1 hwloc\_disc\_phase\_e**

enum `hwloc_disc_phase_e`  
Discovery phase.

**Enumerator**

<code>HWLOC_DISC_PHASE_GLOBAL</code>	xml or synthetic, platform-specific components such as bgq. Discovers everything including CPU, memory, I/O and everything else. A component with a Global phase usually excludes all other phases.
<code>HWLOC_DISC_PHASE_CPU</code>	CPU discovery.
<code>HWLOC_DISC_PHASE_MEMORY</code>	Attach memory to existing CPU objects.
<code>HWLOC_DISC_PHASE_PCI</code>	Attach PCI devices and bridges to existing CPU objects.
<code>HWLOC_DISC_PHASE_IO</code>	I/O discovery that requires PCI devices (OS devices such as OpenCL, CUDA, etc.).
<code>HWLOC_DISC_PHASE_MISC</code>	Misc objects that gets added below anything else.
<code>HWLOC_DISC_PHASE_ANNOTATE</code>	Annotating existing objects, adding distances, etc.
<code>HWLOC_DISC_PHASE_TWEAK</code>	Final tweaks to a ready-to-use topology. This phase runs once the topology is loaded, before it is returned to the topology. Hence it may only use the main hwloc API for modifying the topology, for instance by restricting it, adding info attributes, etc.

**23.50.3.2 hwloc\_disc\_status\_flag\_e**

enum `hwloc_disc_status_flag_e`  
Discovery status flags.

**Enumerator**

<code>HWLOC_DISC_STATUS_FLAG_GOT_ALLOWED_RESOURCES</code>	The sets of allowed resources were already retrieved.
-----------------------------------------------------------	-------------------------------------------------------

## 23.50.4 Function Documentation

### 23.50.4.1 hwloc\_backend\_alloc()

```
struct hwloc_backend * hwloc_backend_alloc (
    struct hwloc_topology * topology,
    struct hwloc_disc_component * component )
```

Allocate a backend structure, set good default values, initialize backend->component and topology, etc. The caller will then modify whatever needed, and call [hwloc\\_backend\\_enable\(\)](#).

### 23.50.4.2 hwloc\_backend\_enable()

```
int hwloc_backend_enable (
    struct hwloc_backend * backend )
```

Enable a previously allocated and setup backend.

## 23.51 Components and Plugins: Generic components

### Data Structures

- struct [hwloc\\_component](#)

### Typedefs

- typedef enum [hwloc\\_component\\_type\\_e](#) [hwloc\\_component\\_type\\_t](#)

### Enumerations

- enum [hwloc\\_component\\_type\\_e](#) { [HWLOC\\_COMPONENT\\_TYPE\\_DISC](#) , [HWLOC\\_COMPONENT\\_TYPE\\_XML](#) }

### Functions

- static int [hwloc\\_plugin\\_check\\_namespace](#) (const char \*pluginname, const char \*symbol)

### 23.51.1 Detailed Description

#### Note

These structures and functions may change when [HWLOC\\_COMPONENT\\_ABI](#) is modified.

### 23.51.2 Typedef Documentation

#### 23.51.2.1 hwloc\_component\_type\_t

```
typedef enum hwloc_component_type_e hwloc_component_type_t
```

Generic component type.

### 23.51.3 Enumeration Type Documentation

#### 23.51.3.1 hwloc\_component\_type\_e

```
enum hwloc_component_type_e
```

Generic component type.

## Enumerator

HWLOC_COMPONENT_TYPE_DISC	The data field must point to a struct <a href="#">hwloc_disc_component</a> .
HWLOC_COMPONENT_TYPE_XML	The data field must point to a struct <a href="#">hwloc_xml_component</a> .

## 23.51.4 Function Documentation

### 23.51.4.1 hwloc\_plugin\_check\_namespace()

```
static int hwloc_plugin_check_namespace (
    const char * pluginname,
    const char * symbol ) [inline], [static]
```

Make sure that plugins can lookup core symbols.

This is a sanity check to avoid lazy-lookup failures when libhwloc is loaded within a plugin, and later tries to load its own plugins. This may fail (and abort the program) if libhwloc symbols are in a private namespace.

## Returns

0 on success.

-1 if the plugin cannot be successfully loaded. The caller plugin init() callback should return a negative error code as well.

Plugins should call this function in their init() callback to avoid later crashes if lazy symbol resolution is used by the upper layer that loaded hwloc (e.g. OpenCL implementations using dlopen with RTLD\_LAZY).

## Note

The build system must define HWLOC\_INSIDE\_PLUGIN if and only if building the caller as a plugin.

This function should remain inline so plugins can call it even when they cannot find libhwloc symbols.

## 23.52 Components and Plugins: Core functions to be used by components

## Macros

- #define [HWLOC\\_SHOW\\_CRITICAL\\_ERRORS\(\)](#) ([hwloc\\_hide\\_errors\(\)](#) < 2)
- #define [HWLOC\\_SHOW\\_ALL\\_ERRORS\(\)](#) ([hwloc\\_hide\\_errors\(\)](#) == 0)

## Functions

- int [hwloc\\_hide\\_errors](#) (void)
- [hwloc\\_obj\\_t](#) [hwloc\\_\\_insert\\_object\\_by\\_cpuset](#) (struct [hwloc\\_topology](#) \*topology, [hwloc\\_obj\\_t](#) root, [hwloc\\_obj\\_t](#) obj, const char \*reason)
- void [hwloc\\_insert\\_object\\_by\\_parent](#) (struct [hwloc\\_topology](#) \*topology, [hwloc\\_obj\\_t](#) parent, [hwloc\\_obj\\_t](#) obj)
- [hwloc\\_obj\\_t](#) [hwloc\\_alloc\\_setup\\_object](#) ([hwloc\\_topology\\_t](#) topology, [hwloc\\_obj\\_type\\_t](#) type, unsigned os\_index)
- int [hwloc\\_obj\\_add\\_children\\_sets](#) ([hwloc\\_obj\\_t](#) obj)
- int [hwloc\\_topology\\_reconnect](#) ([hwloc\\_topology\\_t](#) topology, unsigned long flags)

### 23.52.1 Detailed Description

## Note

These structures and functions may change when [HWLOC\\_COMPONENT\\_ABI](#) is modified.

## 23.52.2 Macro Definition Documentation

### 23.52.2.1 HWLOC\_SHOW\_ALL\_ERRORS

```
#define HWLOC_SHOW_ALL_ERRORS( ) (hwloc_hide_errors() == 0)
```

### 23.52.2.2 HWLOC\_SHOW\_CRITICAL\_ERRORS

```
#define HWLOC_SHOW_CRITICAL_ERRORS( ) (hwloc_hide_errors() < 2)
```

## 23.52.3 Function Documentation

### 23.52.3.1 hwloc\_\_insert\_object\_by\_cpuset()

```
hwloc_obj_t hwloc__insert_object_by_cpuset (
    struct hwloc_topology * topology,
    hwloc_obj_t root,
    hwloc_obj_t obj,
    const char * reason )
```

Add an object to the topology.

Insert new object `obj` in the topology starting under existing object `root` (if `NULL`, the topology root object is used).

It is sorted along the tree of other objects according to the inclusion of cpusets, to eventually be added as a child of the smallest object including this object.

If the cpuset is empty, the type of the object (and maybe some attributes) must be enough to find where to insert the object. This is especially true for NUMA nodes with memory and no CPUs.

The given object should not have children.

This shall only be called before levels are built.

The caller should check whether the object type is filtered-out before calling this function.

The topology cpuset/nodesets will be enlarged to include the object sets.

`reason` is a unique string identifying where and why this insertion call was performed (it will be displayed in case of internal insertion error).

Returns the object on success. Returns `NULL` and frees `obj` on error. Returns another object and frees `obj` if it was merged with an identical pre-existing object.

### 23.52.3.2 hwloc\_alloc\_setup\_object()

```
hwloc_obj_t hwloc_alloc_setup_object (
    hwloc_topology_t topology,
    hwloc_obj_type_t type,
    unsigned os_index )
```

Allocate and initialize an object of the given type and physical index.

If `os_index` is unknown or irrelevant, use `HWLOC_UNKNOWN_INDEX`.

### 23.52.3.3 hwloc\_hide\_errors()

```
int hwloc_hide_errors (
    void )
```

Check whether error messages are hidden.

Callers should print critical error messages (e.g. invalid hw topo info, invalid config) only if this function returns strictly less than 2.

Callers should print non-critical error messages (e.g. failure to initialize CUDA) if this function returns 0.

This function return 1 by default (show critical only), 0 in `lstopo` (show all), or anything set in `HWLOC_HIDE_ERRORS` in the environment.

Use macros `HWLOC_SHOW_CRITICAL_ERRORS()` and `HWLOC_SHOW_ALL_ERRORS()` for clarity.

### 23.52.3.4 hwloc\_insert\_object\_by\_parent()

```
void hwloc_insert_object_by_parent (
    struct hwloc_topology * topology,
    hwloc_obj_t parent,
    hwloc_obj_t obj )
```

Insert an object somewhere in the topology.

It is added as the last child of the given parent. The cpuset is completely ignored, so strange objects such as I/O devices should preferably be inserted with this.

When used for "normal" children with cpusets (when importing from XML when duplicating a topology), the caller should make sure that:

- children are inserted in order,
- children cpusets do not intersect.

The given object may have normal, I/O or Misc children, as long as they are in order as well. These children must have valid parent and next\_sibling pointers.

The caller should check whether the object type is filtered-out before calling this function.

### 23.52.3.5 hwloc\_obj\_add\_children\_sets()

```
int hwloc_obj_add_children_sets (
    hwloc_obj_t obj )
```

Setup object cpusets/nodesets by OR'ing its children.

Used when adding an object late in the topology. Will update the new object by OR'ing all its new children sets.

Used when PCI backend adds a hostbridge parent, when distances add a new Group, etc.

### 23.52.3.6 hwloc\_topology\_reconnect()

```
int hwloc_topology_reconnect (
    hwloc_topology_t topology,
    unsigned long flags )
```

Request a reconnection of children and levels in the topology.

May be used by backends during discovery if they need arrays or lists of object within levels or children to be fully connected.

flags is currently unused, must 0.

## 23.53 Components and Plugins: Filtering objects

### Functions

- static int [hwloc\\_filter\\_check\\_pcidev\\_subtype\\_important](#) (unsigned classid)
- static int [hwloc\\_filter\\_check\\_osdev\\_subtype\\_important](#) (hwloc\_obj\_osdev\_type\_t subtype)
- static int [hwloc\\_filter\\_check\\_keep\\_object\\_type](#) (hwloc\_topology\_t topology, hwloc\_obj\_type\_t type)
- static int [hwloc\\_filter\\_check\\_keep\\_object](#) (hwloc\_topology\_t topology, hwloc\_obj\_t obj)

### 23.53.1 Detailed Description

#### Note

These structures and functions may change when [HWLOC\\_COMPONENT\\_ABI](#) is modified.

## 23.53.2 Function Documentation

### 23.53.2.1 hwloc\_filter\_check\_keep\_object()

```
static int hwloc_filter_check_keep_object (
    hwloc_topology_t topology,
    hwloc_obj_t obj ) [inline], [static]
```

Check whether the given object should be filtered-out.

#### Returns

1 if the object type should be kept, 0 otherwise.

### 23.53.2.2 hwloc\_filter\_check\_keep\_object\_type()

```
static int hwloc_filter_check_keep_object_type (
    hwloc_topology_t topology,
    hwloc_obj_type_t type ) [inline], [static]
```

Check whether a non-I/O object type should be filtered-out.

Cannot be used for I/O objects.

#### Returns

1 if the object type should be kept, 0 otherwise.

### 23.53.2.3 hwloc\_filter\_check\_osdev\_subtype\_important()

```
static int hwloc_filter_check_osdev_subtype_important (
    hwloc_obj_osdev_type_t subtype ) [inline], [static]
```

Check whether the given OS device subtype is important.

#### Returns

1 if important, 0 otherwise.

### 23.53.2.4 hwloc\_filter\_check\_pcidev\_subtype\_important()

```
static int hwloc_filter_check_pcidev_subtype_important (
    unsigned classid ) [inline], [static]
```

Check whether the given PCI device classid is important.

#### Returns

1 if important, 0 otherwise.

## 23.54 Components and Plugins: helpers for PCI discovery

### Functions

- unsigned [hwloc\\_pcidisc\\_find\\_cap](#) (const unsigned char \*config, unsigned cap)
- int [hwloc\\_pcidisc\\_find\\_linkspeed](#) (const unsigned char \*config, unsigned offset, float \*linkspeed)
- [hwloc\\_obj\\_type\\_t](#) [hwloc\\_pcidisc\\_check\\_bridge\\_type](#) (unsigned device\_class, const unsigned char \*config)
- int [hwloc\\_pcidisc\\_find\\_bridge\\_buses](#) (unsigned domain, unsigned bus, unsigned dev, unsigned func, unsigned \*secondary\_busp, unsigned \*subordinate\_busp, const unsigned char \*config)
- void [hwloc\\_pcidisc\\_tree\\_insert\\_by\\_busid](#) (struct [hwloc\\_obj](#) \*\*treep, struct [hwloc\\_obj](#) \*obj)
- int [hwloc\\_pcidisc\\_tree\\_attach](#) (struct hwloc\_topology \*topology, struct [hwloc\\_obj](#) \*tree)

### 23.54.1 Detailed Description

#### Note

These structures and functions may change when [HWLOC\\_COMPONENT\\_ABI](#) is modified.

### 23.54.2 Function Documentation

#### 23.54.2.1 hwloc\_pcidisc\_check\_bridge\_type()

```
hwloc_obj_type_t hwloc_pcidisc_check_bridge_type (
    unsigned device_class,
    const unsigned char * config )
```

Return the hwloc object type (PCI device or Bridge) for the given class and configuration space. This function requires 16 bytes of common configuration header at the beginning of config.

#### 23.54.2.2 hwloc\_pcidisc\_find\_bridge\_buses()

```
int hwloc_pcidisc_find_bridge_buses (
    unsigned domain,
    unsigned bus,
    unsigned dev,
    unsigned func,
    unsigned * secondary_busp,
    unsigned * subordinate_busp,
    const unsigned char * config )
```

Fills the attributes of the given PCI bridge using the given PCI config space. This function requires 32 bytes of common configuration header at the beginning of config. Returns -1 and destroys /p obj if bridge fields are invalid.

#### 23.54.2.3 hwloc\_pcidisc\_find\_cap()

```
unsigned hwloc_pcidisc_find_cap (
    const unsigned char * config,
    unsigned cap )
```

Return the offset of the given capability in the PCI config space buffer. This function requires a 256-bytes config space. Unknown/unavailable bytes should be set to 0xff.

#### 23.54.2.4 hwloc\_pcidisc\_find\_linkspeed()

```
int hwloc_pcidisc_find_linkspeed (
    const unsigned char * config,
    unsigned offset,
    float * linkspeed )
```

Fill linkspeed by reading the PCI config space where PCI\_CAP\_ID\_EXP is at position offset. Needs 20 bytes of EXP capability block starting at offset in the config space for registers up to link status.

#### 23.54.2.5 hwloc\_pcidisc\_tree\_attach()

```
int hwloc_pcidisc_tree_attach (
    struct hwloc_topology * topology,
    struct hwloc_obj * tree )
```

Add some hostbridges on top of the given tree of PCI objects and attach them to the topology. Other backends may lookup PCI objects or localities (for instance to attach OS devices) by using `hwloc_pcidisc_find_by_busid()` or `hwloc_pcidisc_find_busid_parent()`.

### 23.54.2.6 hwloc\_pcidisc\_tree\_insert\_by\_busid()

```
void hwloc_pcidisc_tree_insert_by_busid (
    struct hwloc_obj ** treep,
    struct hwloc_obj * obj )
```

Insert a PCI object in the given PCI tree by looking at PCI bus IDs.

If `treep` points to `NULL`, the new object is inserted there.

## 23.55 Components and Plugins: finding PCI objects during other discoveries

### Functions

- struct [hwloc\\_obj](#) \* [hwloc\\_pci\\_find\\_parent\\_by\\_busid](#) (struct `hwloc_topology` \*`topology`, unsigned domain, unsigned bus, unsigned dev, unsigned func)
- struct [hwloc\\_obj](#) \* [hwloc\\_pci\\_find\\_by\\_busid](#) (struct `hwloc_topology` \*`topology`, unsigned domain, unsigned bus, unsigned dev, unsigned func)

### 23.55.1 Detailed Description

#### Note

These structures and functions may change when [HWLOC\\_COMPONENT\\_ABI](#) is modified.

### 23.55.2 Function Documentation

#### 23.55.2.1 hwloc\_pci\_find\_by\_busid()

```
struct hwloc_obj * hwloc_pci_find_by_busid (
    struct hwloc_topology * topology,
    unsigned domain,
    unsigned bus,
    unsigned dev,
    unsigned func )
```

Find the PCI device or bridge matching a PCI bus ID exactly.

This is useful for adding specific information about some objects based on their PCI id. When it comes to attaching objects based on PCI locality, [hwloc\\_pci\\_find\\_parent\\_by\\_busid\(\)](#) should be preferred.

#### 23.55.2.2 hwloc\_pci\_find\_parent\_by\_busid()

```
struct hwloc_obj * hwloc_pci_find_parent_by_busid (
    struct hwloc_topology * topology,
    unsigned domain,
    unsigned bus,
    unsigned dev,
    unsigned func )
```

Find the object or a parent of a PCI bus ID.

When attaching a new object (typically an OS device) whose locality is specified by PCI bus ID, this function returns the PCI object to use as a parent for attaching.

If the exact PCI device with this bus ID exists, it is returned. Otherwise (for instance if it was filtered out), the function returns another object with similar locality (for instance a parent bridge, or the local CPU Package).



## 23.56 Components and Plugins: distances

### Typedefs

- typedef void \* [hwloc\\_backend\\_distances\\_add\\_handle\\_t](#)

### Functions

- [hwloc\\_backend\\_distances\\_add\\_handle\\_t](#) [hwloc\\_backend\\_distances\\_add\\_create](#) ([hwloc\\_topology\\_t](#) topology, const char \*name, unsigned long kind, unsigned long flags)
- int [hwloc\\_backend\\_distances\\_add\\_values](#) ([hwloc\\_topology\\_t](#) topology, [hwloc\\_backend\\_distances\\_add\\_handle\\_t](#) handle, unsigned nbobjs, [hwloc\\_obj\\_t](#) \*objs, [hwloc\\_uint64\\_t](#) \*values, unsigned long flags)
- int [hwloc\\_backend\\_distances\\_add\\_commit](#) ([hwloc\\_topology\\_t](#) topology, [hwloc\\_backend\\_distances\\_add\\_handle\\_t](#) handle, unsigned long flags)

### 23.56.1 Detailed Description

#### Note

These structures and functions may change when [HWLOC\\_COMPONENT\\_ABI](#) is modified.

### 23.56.2 Typedef Documentation

#### 23.56.2.1 [hwloc\\_backend\\_distances\\_add\\_handle\\_t](#)

```
typedef void* hwloc\_backend\_distances\_add\_handle\_t
```

Handle to a new distances structure during its addition to the topology.

### 23.56.3 Function Documentation

#### 23.56.3.1 [hwloc\\_backend\\_distances\\_add\\_commit\(\)](#)

```
int hwloc\_backend\_distances\_add\_commit (
    hwloc\_topology\_t topology,
    hwloc\_backend\_distances\_add\_handle\_t handle,
    unsigned long flags )
```

Commit a new distances structure.

This is similar to [hwloc\\_distances\\_add\\_commit\(\)](#) but this variant is designed for backend inserting distances during topology discovery.

#### 23.56.3.2 [hwloc\\_backend\\_distances\\_add\\_create\(\)](#)

```
hwloc\_backend\_distances\_add\_handle\_t hwloc\_backend\_distances\_add\_create (
    hwloc\_topology\_t topology,
    const char * name,
    unsigned long kind,
    unsigned long flags )
```

Create a new empty distances structure.

This is identical to [hwloc\\_distances\\_add\\_create\(\)](#) but this variant is designed for backend inserting distances during topology discovery.

#### 23.56.3.3 [hwloc\\_backend\\_distances\\_add\\_values\(\)](#)

```
int hwloc\_backend\_distances\_add\_values (
    hwloc\_topology\_t topology,
    hwloc\_backend\_distances\_add\_handle\_t handle,
```

```
unsigned nbobjs,  
hwloc_obj_t * objs,  
hwloc_uint64_t * values,  
unsigned long flags )
```

Specify the objects and values in a new empty distances structure.

This is similar to [hwloc\\_distances\\_add\\_values\(\)](#) but this variant is designed for backend inserting distances during topology discovery.

The only semantical difference is that `objs` and `values` are not duplicated, but directly attached to the topology. On success, these arrays are given to the core and should not ever be freed by the caller anymore.

# Chapter 24

## Data Structure Documentation

### 24.1 hwloc\_backend Struct Reference

```
#include <plugins.h>
```

#### Data Fields

- unsigned [phases](#)
- unsigned long [flags](#)
- int [is\\_thissystem](#)
- void \* [private\\_data](#)
- void(\* [disable](#) )(struct [hwloc\\_backend](#) \*backend)
- int(\* [discover](#) )(struct [hwloc\\_backend](#) \*backend, struct [hwloc\\_disc\\_status](#) \*status)
- int(\* [get\\_pci\\_busid\\_cpuset](#) )(struct [hwloc\\_backend](#) \*backend, struct [hwloc\\_pcidev\\_attr\\_s](#) \*busid, [hwloc\\_bitmap\\_t](#) cpuset)

#### 24.1.1 Detailed Description

Discovery backend structure.

A backend is the instantiation of a discovery component. When a component gets enabled for a topology, its [instantiate\(\)](#) callback creates a backend.

[hwloc\\_backend\\_alloc\(\)](#) initializes all fields to default values that the component may change (except "component" and "next") before enabling the backend with [hwloc\\_backend\\_enable\(\)](#).

Most backends assume that the topology [is\\_thissystem](#) flag is set because they talk to the underlying operating system. However they may still be used in topologies without the [is\\_thissystem](#) flag for debugging reasons. In practice, they are usually auto-disabled in such cases (excluded by xml or synthetic backends, or by environment variables when changing the Linux fsroot or the x86 cpuid path).

#### 24.1.2 Field Documentation

##### 24.1.2.1 disable

```
void(* hwloc_backend::disable) (struct hwloc\_backend *backend)
```

Callback for freeing the [private\\_data](#). May be NULL.

##### 24.1.2.2 discover

```
int(* hwloc_backend::discover) (struct hwloc\_backend *backend, struct hwloc\_disc\_status *status)
```

Main discovery callback. returns -1 on error, either because it couldn't add its objects of the existing topology, or because of an actual discovery/gathering failure. May be NULL.

### 24.1.2.3 flags

unsigned long hwloc\_backend::flags  
Backend flags, currently always 0.

### 24.1.2.4 get\_pci\_busid\_cpuset

int (\* hwloc\_backend::get\_pci\_busid\_cpuset) (struct [hwloc\\_backend](#) \*backend, struct hwloc\_pcidev\_↵  
attr\_s \*busid, [hwloc\\_bitmap\\_t](#) cpuset)

Callback to retrieve the locality of a PCI object. Called by the PCI core when attaching PCI hierarchy to CPU objects. May be NULL.

### 24.1.2.5 is\_thissystem

int hwloc\_backend::is\_thissystem

Backend-specific 'is\_thissystem' property. Set to 0 if the backend disables the thissystem flag for this topology (e.g. loading from xml or synthetic string, or using a different fsroot on Linux, or a x86 CPUID dump). Set to -1 if the backend doesn't care (default).

### 24.1.2.6 phases

unsigned hwloc\_backend::phases

Discovery phases performed by this component, possibly without some of them if excluded by other components. OR'ed set of [hwloc\\_disc\\_phase\\_t](#).

### 24.1.2.7 private\_data

void\* hwloc\_backend::private\_data

Backend private data, or NULL if none.

The documentation for this struct was generated from the following file:

- [plugins.h](#)

## 24.2 hwloc\_obj\_attr\_u::hwloc\_bridge\_attr\_s Struct Reference

```
#include <hwloc.h>
```

### Data Fields

- union {
  - struct [hwloc\\_pcidev\\_attr\\_s](#) pci
} upstream
- [hwloc\\_obj\\_bridge\\_type\\_t](#) upstream\_type
- union {
  - struct {
    - unsigned short domain
    - unsigned char secondary\_bus
    - unsigned char subordinate\_bus
} pci
- [hwloc\\_obj\\_bridge\\_type\\_t](#) downstream\_type
- unsigned [depth](#)

### 24.2.1 Detailed Description

Bridge specific Object Attributes.

### 24.2.2 Field Documentation

#### 24.2.2.1 depth

```
unsigned hwloc_obj_attr_u::hwloc_bridge_attr_s::depth
```

#### 24.2.2.2 domain

```
unsigned short hwloc_obj_attr_u::hwloc_bridge_attr_s::domain
```

Domain number the downstream PCI buses. Only 16bits PCI domains are supported by default.

#### 24.2.2.3 [union]

```
union { ... } hwloc_obj_attr_u::hwloc_bridge_attr_s::downstream
```

#### 24.2.2.4 downstream\_type

```
hwloc_obj_bridge_type_t hwloc_obj_attr_u::hwloc_bridge_attr_s::downstream_type
```

Downstream Bridge type.

#### 24.2.2.5 pci [1/2]

```
struct hwloc_pcidev_attr_s hwloc_obj_attr_u::hwloc_bridge_attr_s::pci
```

PCI attribute of the upstream part as a PCI device.

#### 24.2.2.6 [struct] [2/2]

```
struct { ... } hwloc_obj_attr_u::hwloc_bridge_attr_s::pci
```

#### 24.2.2.7 secondary\_bus

```
unsigned char hwloc_obj_attr_u::hwloc_bridge_attr_s::secondary_bus
```

First PCI bus number below the bridge.

#### 24.2.2.8 subordinate\_bus

```
unsigned char hwloc_obj_attr_u::hwloc_bridge_attr_s::subordinate_bus
```

Highest PCI bus number below the bridge.

#### 24.2.2.9 [union]

```
union { ... } hwloc_obj_attr_u::hwloc_bridge_attr_s::upstream
```

#### 24.2.2.10 upstream\_type

```
hwloc_obj_bridge_type_t hwloc_obj_attr_u::hwloc_bridge_attr_s::upstream_type
```

Upstream Bridge type.

The documentation for this struct was generated from the following file:

- hwloc.h

## 24.3 hwloc\_obj\_attr\_u::hwloc\_cache\_attr\_s Struct Reference

```
#include <hwloc.h>
```

### Data Fields

- hwloc\_uint64\_t [size](#)
- unsigned [depth](#)
- unsigned [linesize](#)
- int [associativity](#)
- [hwloc\\_obj\\_cache\\_type\\_t](#) [type](#)

### 24.3.1 Detailed Description

Cache-specific Object Attributes.

### 24.3.2 Field Documentation

#### 24.3.2.1 associativity

```
int hwloc_obj_attr_u::hwloc_cache_attr_s::associativity
```

Ways of associativity, -1 if fully associative, 0 if unknown.

#### 24.3.2.2 depth

```
unsigned hwloc_obj_attr_u::hwloc_cache_attr_s::depth
```

Depth of cache (e.g., L1, L2, ...etc.)

#### 24.3.2.3 linesize

```
unsigned hwloc_obj_attr_u::hwloc_cache_attr_s::linesize
```

Cache-line size in bytes. 0 if unknown.

#### 24.3.2.4 size

```
hwloc_uint64_t hwloc_obj_attr_u::hwloc_cache_attr_s::size
```

Size of cache in bytes.

#### 24.3.2.5 type

```
hwloc\_obj\_cache\_type\_t hwloc_obj_attr_u::hwloc_cache_attr_s::type
```

Cache type.

The documentation for this struct was generated from the following file:

- [hwloc.h](#)

## 24.4 hwloc\_cl\_device\_pci\_bus\_info\_khr Struct Reference

```
#include <opencl.h>
```

### Data Fields

- cl\_uint [pci\\_domain](#)
- cl\_uint [pci\\_bus](#)
- cl\_uint [pci\\_device](#)
- cl\_uint [pci\\_function](#)

### 24.4.1 Field Documentation

#### 24.4.1.1 pci\_bus

```
cl_uint hwloc_cl_device_pci_bus_info_khr::pci_bus
```

#### 24.4.1.2 pci\_device

```
cl_uint hwloc_cl_device_pci_bus_info_khr::pci_device
```

#### 24.4.1.3 pci\_domain

```
cl_uint hwloc_cl_device_pci_bus_info_khr::pci_domain
```

#### 24.4.1.4 pci\_function

```
cl_uint hwloc_cl_device_pci_bus_info_khr::pci_function
```

The documentation for this struct was generated from the following file:

- `opencl.h`

## 24.5 hwloc\_cl\_device\_topology\_amd Union Reference

```
#include <opencl.h>
```

### Data Fields

- struct {
  - cl\_uint [type](#)
  - cl\_uint [data](#) [5]
- struct {
  - cl\_uint [type](#)
  - cl\_char [unused](#) [17]
  - cl\_char [bus](#)
  - cl\_char [device](#)
  - cl\_char [function](#)

### 24.5.1 Field Documentation

#### 24.5.1.1 bus

```
cl_char hwloc_cl_device_topology_amd::bus
```

#### 24.5.1.2 data

```
cl_uint hwloc_cl_device_topology_amd::data[5]
```

#### 24.5.1.3 device

```
cl_char hwloc_cl_device_topology_amd::device
```

#### 24.5.1.4 function

```
cl_char hwloc_cl_device_topology_amd::function
```

#### 24.5.1.5 [struct]

```
struct { ... } hwloc_cl_device_topology_amd::pcie
```

#### 24.5.1.6 [struct]

```
struct { ... } hwloc_cl_device_topology_amd::raw
```

#### 24.5.1.7 type

```
cl_uint hwloc_cl_device_topology_amd::type
```

#### 24.5.1.8 unused

```
cl_char hwloc_cl_device_topology_amd::unused[17]
```

The documentation for this union was generated from the following file:

- `opencl.h`

## 24.6 hwloc\_component Struct Reference

```
#include <plugins.h>
```

### Data Fields

- unsigned [abi](#)
- `int(* init)(unsigned long flags)`
- `void(* finalize)(unsigned long flags)`
- [hwloc\\_component\\_type\\_t](#) type
- unsigned long [flags](#)
- `void * data`

### 24.6.1 Detailed Description

Generic component structure.

Generic components structure, either statically listed by configure in `static-components.h` or dynamically loaded as a plugin.

### 24.6.2 Field Documentation

#### 24.6.2.1 abi

```
unsigned hwloc_component::abi
```

Component ABI version, set to [HWLOC\\_COMPONENT\\_ABI](#).

#### 24.6.2.2 data

```
void* hwloc_component::data
```

Component data, pointing to a struct [hwloc\\_disc\\_component](#) or struct `hwloc_xml_component`.



### 24.6.2.3 finalize

```
void(* hwloc_component::finalize) (unsigned long flags)
```

Process-wide component termination callback.

This optional callback is called after unregistering the component from the hwloc core (before unloading the plugin).

flags is always 0 for now.

#### Note

If the component uses ltdl for loading its own plugins, it should load/unload them only in `init()` and `finalize()`, to avoid race conditions with hwloc's use of ltdl.

### 24.6.2.4 flags

```
unsigned long hwloc_component::flags
```

Component flags, unused for now.

### 24.6.2.5 init

```
int(* hwloc_component::init) (unsigned long flags)
```

Process-wide component initialization callback.

This optional callback is called when the component is registered to the hwloc core (after loading the plugin).

When the component is built as a plugin, this callback should call `hwloc_check_plugin_namespace()` and return an negative error code on error.

flags is always 0 for now.

#### Returns

0 on success, or a negative code on error.

#### Note

If the component uses ltdl for loading its own plugins, it should load/unload them only in `init()` and `finalize()`, to avoid race conditions with hwloc's use of ltdl.

### 24.6.2.6 type

```
hwloc_component_type_t hwloc_component::type
```

Component type.

The documentation for this struct was generated from the following file:

- `plugins.h`

## 24.7 hwloc\_disc\_component Struct Reference

```
#include <plugins.h>
```

#### Data Fields

- const char \* `name`
- unsigned `phases`
- unsigned `excluded_phases`
- struct `hwloc_backend` \*(\* `instantiate` )(struct `hwloc_topology` \*`topology`, struct `hwloc_disc_component` \*`component`, unsigned `excluded_phases`, const void \*`data1`, const void \*`data2`, const void \*`data3`)
- unsigned `priority`
- unsigned `enabled_by_default`

### 24.7.1 Detailed Description

Discovery component structure.

This is the major kind of components, taking care of the discovery. They are registered by generic components, either statically-built or as plugins.

### 24.7.2 Field Documentation

#### 24.7.2.1 `enabled_by_default`

```
unsigned hwloc_disc_component::enabled_by_default
```

Enabled by default. If unset, it will be disabled unless explicitly requested.

#### 24.7.2.2 `excluded_phases`

```
unsigned hwloc_disc_component::excluded_phases
```

Component phases to exclude, as an OR'ed set of [hwloc\\_disc\\_phase\\_t](#).

For a GLOBAL component, this usually includes all other phases (~UL).

Other components only exclude types that may bring conflicting topology information. MISC components should likely not be excluded since they usually bring non-primary additional information.

#### 24.7.2.3 `instantiate`

```
struct hwloc_backend *(* hwloc_disc_component::instantiate) (struct hwloc_topology *topology,
struct hwloc_disc_component *component, unsigned excluded_phases, const void *data1, const void
*data2, const void *data3)
```

Instantiate callback to create a backend from the component. Parameters data1, data2, data3 are NULL except for components that have special enabling routines such as [hwloc\\_topology\\_set\\_xml\(\)](#).

#### 24.7.2.4 `name`

```
const char* hwloc_disc_component::name
```

Name. If this component is built as a plugin, this name does not have to match the plugin filename.

#### 24.7.2.5 `phases`

```
unsigned hwloc_disc_component::phases
```

Discovery phases performed by this component. OR'ed set of [hwloc\\_disc\\_phase\\_t](#).

#### 24.7.2.6 `priority`

```
unsigned hwloc_disc_component::priority
```

Component priority. Used to sort topology->components, higher priority first. Also used to decide between two components with the same name.

Usual values are 50 for native OS (or platform) components, 45 for x86, 40 for no-OS fallback, 30 for global components (xml, synthetic), 20 for pci, 10 for other misc components (opencl etc.).

The documentation for this struct was generated from the following file:

- `plugins.h`

## 24.8 `hwloc_disc_status` Struct Reference

```
#include <plugins.h>
```

**Data Fields**

- [hwloc\\_disc\\_phase\\_t](#) `phase`
- unsigned [excluded\\_phases](#)
- unsigned long [flags](#)

**24.8.1 Detailed Description**

Discovery status structure.

Used by the core and backends to inform about what has been/is being done during the discovery process.

**24.8.2 Field Documentation****24.8.2.1 excluded\_phases**

unsigned `hwloc_disc_status::excluded_phases`

Dynamically excluded phases. If a component decides during discovery that some phases are no longer needed.

**24.8.2.2 flags**

unsigned long `hwloc_disc_status::flags`

OR'ed set of [hwloc\\_disc\\_status\\_flag\\_e](#).

**24.8.2.3 phase**

[hwloc\\_disc\\_phase\\_t](#) `hwloc_disc_status::phase`

The current discovery phase that is performed. Must match one of the phases in the component phases field.

The documentation for this struct was generated from the following file:

- `plugins.h`

**24.9 hwloc\_distances\_s Struct Reference**

```
#include <distances.h>
```

**Data Fields**

- unsigned [nbobjs](#)
- [hwloc\\_obj\\_t](#) \* `objs`
- unsigned long [kind](#)
- [hwloc\\_uint64\\_t](#) \* `values`

**24.9.1 Detailed Description**

Matrix of distances between a set of objects.

The most common matrix contains latencies between NUMA nodes (as reported in the System Locality Distance Information Table (SLIT) in the ACPI specification), which may or may not be physically accurate. It corresponds to the latency for accessing the memory of one node from a core in another node. The corresponding kind is [HWLOC\\_DISTANCES\\_KIND\\_MEANS\\_LATENCY](#) | [HWLOC\\_DISTANCES\\_KIND\\_FROM\\_USER](#). The name of this distances structure is "NUMALatency".

The matrix may also contain bandwidths between random sets of objects, possibly provided by the user, as specified in the `kind` attribute. Others common distance structures include and "XGMIBandwidth", "XGMIHops", "XeLink↔Bandwidth" and "NVLinkBandwidth".

Pointers `objs` and `values` should not be replaced, reallocated, freed, etc. However callers are allowed to modify `kind` as well as the contents of `objs` and `values` arrays. For instance, if there is a single NUMA node per Package,

[hwloc\\_get\\_obj\\_with\\_same\\_locality\(\)](#) may be used to convert between them and replace NUMA nodes in the `objs` array with the corresponding Packages. See also [hwloc\\_distances\\_transform\(\)](#) for applying some transformations to the structure.

## 24.9.2 Field Documentation

### 24.9.2.1 kind

unsigned long `hwloc_distances_s::kind`  
OR'ed set of [hwloc\\_distances\\_kind\\_e](#).

### 24.9.2.2 nbobjs

unsigned `hwloc_distances_s::nbobjs`  
Number of objects described by the distance matrix.

### 24.9.2.3 objs

`hwloc_obj_t*` `hwloc_distances_s::objs`  
Array of objects described by the distance matrix. These objects are not in any particular order, see [hwloc\\_distances\\_obj\\_index\(\)](#) and [hwloc\\_distances\\_obj\\_pair\\_values\(\)](#) for easy ways to find objects in this array and their corresponding values.

### 24.9.2.4 values

`hwloc_uint64_t*` `hwloc_distances_s::values`  
Matrix of distances between objects, stored as a one-dimension array.  
Distance from i-th to j-th object is stored in slot `i*nbobjs+j`. The meaning of the value depends on the `kind` attribute.  
The documentation for this struct was generated from the following file:

- `distances.h`

## 24.10 hwloc\_obj\_attr\_u::hwloc\_group\_attr\_s Struct Reference

```
#include <hwloc.h>
```

### Data Fields

- unsigned [depth](#)
- unsigned [kind](#)
- unsigned [subkind](#)
- unsigned char [dont\\_merge](#)

### 24.10.1 Detailed Description

Group-specific Object Attributes.

### 24.10.2 Field Documentation

#### 24.10.2.1 depth

unsigned `hwloc_obj_attr_u::hwloc_group_attr_s::depth`  
Depth of group object. It may change if intermediate Group objects are added.

### 24.10.2.2 dont\_merge

unsigned char hwloc\_obj\_attr\_u::hwloc\_group\_attr\_s::dont\_merge

Flag preventing groups from being automatically merged with identical parent or children.

### 24.10.2.3 kind

unsigned hwloc\_obj\_attr\_u::hwloc\_group\_attr\_s::kind

Internally-used kind of group.

### 24.10.2.4 subkind

unsigned hwloc\_obj\_attr\_u::hwloc\_group\_attr\_s::subkind

Internally-used subkind to distinguish different levels of groups with same kind.

The documentation for this struct was generated from the following file:

- hwloc.h

## 24.11 hwloc\_info\_s Struct Reference

```
#include <hwloc.h>
```

### Data Fields

- char \* [name](#)
- char \* [value](#)

### 24.11.1 Detailed Description

Object info attribute (name and value strings)

See also

[Consulting and Adding Info Attributes](#)

### 24.11.2 Field Documentation

#### 24.11.2.1 name

char\* hwloc\_info\_s::name

Info name.

#### 24.11.2.2 value

char\* hwloc\_info\_s::value

Info value.

The documentation for this struct was generated from the following file:

- hwloc.h

## 24.12 hwloc\_location Struct Reference

```
#include <memattrs.h>
```

### Data Structures

- union [hwloc\\_location\\_u](#)

**Data Fields**

- enum [hwloc\\_location\\_type\\_e](#) type
- union [hwloc\\_location::hwloc\\_location\\_u](#) location

**24.12.1 Detailed Description**

Where to measure attributes from.

**24.12.2 Field Documentation****24.12.2.1 location**

```
union hwloc\_location::hwloc\_location\_u hwloc_location::location
```

**24.12.2.2 type**

```
enum hwloc\_location\_type\_e hwloc_location::type
```

Type of location.

The documentation for this struct was generated from the following file:

- memattrs.h

**24.13 hwloc\_location::hwloc\_location\_u Union Reference**

```
#include <memattrs.h>
```

**Data Fields**

- [hwloc\\_cpuset\\_t](#) cpuset
- [hwloc\\_obj\\_t](#) object

**24.13.1 Detailed Description**

Actual location.

**24.13.2 Field Documentation****24.13.2.1 cpuset**

```
hwloc\_cpuset\_t hwloc_location::hwloc_location_u::cpuset
```

Location as a cpuset, when the location type is [HWLOC\\_LOCATION\\_TYPE\\_CPUSSET](#).

**24.13.2.2 object**

```
hwloc\_obj\_t hwloc_location::hwloc_location_u::object
```

Location as an object, when the location type is [HWLOC\\_LOCATION\\_TYPE\\_OBJECT](#).

The documentation for this union was generated from the following file:

- memattrs.h

**24.14 hwloc\_obj\_attr\_u::hwloc\_numanode\_attr\_s::hwloc\_memory\_page\_type\_s Struct Reference**

```
#include <hwloc.h>
```

**Data Fields**

- hwloc\_uint64\_t [size](#)
- hwloc\_uint64\_t [count](#)

**24.14.1 Detailed Description**

Array of local memory page types, NULL if no local memory and `page_types` is 0.  
The array is sorted by increasing `size` fields. It contains `page_types_len` slots.

**24.14.2 Field Documentation****24.14.2.1 count**

`hwloc_uint64_t hwloc_obj_attr_u::hwloc_numanode_attr_s::hwloc_memory_page_type_s::count`  
Number of pages of this size.

**24.14.2.2 size**

`hwloc_uint64_t hwloc_obj_attr_u::hwloc_numanode_attr_s::hwloc_memory_page_type_s::size`  
Size of pages.

The documentation for this struct was generated from the following file:

- `hwloc.h`

**24.15 hwloc\_obj\_attr\_u::hwloc\_numanode\_attr\_s Struct Reference**

```
#include <hwloc.h>
```

**Data Structures**

- struct [hwloc\\_memory\\_page\\_type\\_s](#)

**Data Fields**

- hwloc\_uint64\_t [local\\_memory](#)
- unsigned [page\\_types\\_len](#)
- struct [hwloc\\_obj\\_attr\\_u::hwloc\\_numanode\\_attr\\_s::hwloc\\_memory\\_page\\_type\\_s](#) \* [page\\_types](#)

**24.15.1 Detailed Description**

NUMA node-specific Object Attributes.

**24.15.2 Field Documentation****24.15.2.1 local\_memory**

`hwloc_uint64_t hwloc_obj_attr_u::hwloc_numanode_attr_s::local_memory`  
Local memory (in bytes)

**24.15.2.2 page\_types**

`struct hwloc_obj_attr_u::hwloc_numanode_attr_s::hwloc_memory_page_type_s * hwloc_obj_attr_u↵  
::hwloc_numanode_attr_s::page_types`

### 24.15.2.3 page\_types\_len

unsigned hwloc\_obj\_attr\_u::hwloc\_numanode\_attr\_s::page\_types\_len

Size of array `page_types`.

The documentation for this struct was generated from the following file:

- `hwloc.h`

## 24.16 hwloc\_obj Struct Reference

```
#include <hwloc.h>
```

### Data Fields

- `hwloc_obj_type_t` `type`
- `char *` `subtype`
- unsigned `os_index`
- `char *` `name`
- `hwloc_uint64_t` `total_memory`
- union `hwloc_obj_attr_u` \* `attr`
- int `depth`
- unsigned `logical_index`
- struct `hwloc_obj` \* `next_cousin`
- struct `hwloc_obj` \* `prev_cousin`
- struct `hwloc_obj` \* `parent`
- unsigned `sibling_rank`
- struct `hwloc_obj` \* `next_sibling`
- struct `hwloc_obj` \* `prev_sibling`
- int `symmetric_subtree`
- `hwloc_cpuset_t` `cpuset`
- `hwloc_cpuset_t` `complete_cpuset`
- `hwloc_nodeset_t` `nodeset`
- `hwloc_nodeset_t` `complete_nodeset`
- struct `hwloc_info_s` \* `infos`
- unsigned `infos_count`
- void \* `userdata`
- `hwloc_uint64_t` `gp_index`

**List and array of normal children below this object (except Memory, I/O and Misc children).**

- unsigned `arity`
- struct `hwloc_obj` \*\* `children`
- struct `hwloc_obj` \* `first_child`
- struct `hwloc_obj` \* `last_child`

**List of Memory children below this object.**

- unsigned `memory_arity`
- struct `hwloc_obj` \* `memory_first_child`

**List of I/O children below this object.**

- unsigned `io_arity`
- struct `hwloc_obj` \* `io_first_child`

**List of Misc children below this object.**

- unsigned `misc_arity`
- struct `hwloc_obj` \* `misc_first_child`



### 24.16.1 Detailed Description

Structure of a topology object.

Applications must not modify any field except `hwloc_obj.userdata`.

### 24.16.2 Field Documentation

#### 24.16.2.1 arity

```
unsigned hwloc_obj::arity
```

Number of normal children. Memory, Misc and I/O children are not listed here but rather in their dedicated children list.

#### 24.16.2.2 attr

```
union hwloc_obj_attr_u* hwloc_obj::attr
```

Object type-specific Attributes, may be NULL if no attribute value was found.

#### 24.16.2.3 children

```
struct hwloc_obj** hwloc_obj::children
```

Normal children, `children[0 .. arity -1]`.

#### 24.16.2.4 complete\_cpuset

```
hwloc_cpuset_t hwloc_obj::complete_cpuset
```

The complete CPU set of processors of this object,.

This may include not only the same as the `cpuset` field, but also some CPUs for which topology information is unknown or incomplete, some offlines CPUs, and the CPUs that are ignored when the [HWLOC\\_TOPOLOGY\\_FLAG\\_INCLUDE\\_DISALLOWED](#) flag is not set. Thus no corresponding PU object may be found in the topology, because the precise position is undefined. It is however known that it would be somewhere under this object.

##### Note

Its value must not be changed, [hwloc\\_bitmap\\_dup\(\)](#) must be used instead.

#### 24.16.2.5 complete\_nodeset

```
hwloc_nodeset_t hwloc_obj::complete_nodeset
```

The complete NUMA node set of this object,.

This may include not only the same as the `nodeset` field, but also some NUMA nodes for which topology information is unknown or incomplete, some offlines nodes, and the nodes that are ignored when the [HWLOC\\_TOPOLOGY\\_FLAG\\_INCLUDE\\_DISALLOWED](#) flag is not set. Thus no corresponding NUMA node object may be found in the topology, because the precise position is undefined. It is however known that it would be somewhere under this object.

If there are no NUMA nodes in the machine, all the memory is close to this object, so only the first bit is set in `complete_nodeset`.

##### Note

Its value must not be changed, [hwloc\\_bitmap\\_dup\(\)](#) must be used instead.

#### 24.16.2.6 cpuset

```
hwloc_cpuset_t hwloc_obj::cpuset
```

CPUs covered by this object.

This is the set of CPUs for which there are PU objects in the topology under this object, i.e. which are known to be physically contained in this object and known how (the children path between this object and the PU objects).

If the [HWLOC\\_TOPOLOGY\\_FLAG\\_INCLUDE\\_DISALLOWED](#) configuration flag is set, some of these CPUs may be online but not allowed for binding, see [hwloc\\_topology\\_get\\_allowed\\_cpuset\(\)](#).

#### Note

All objects have non-NULL CPU and node sets except Misc and I/O objects.

Its value must not be changed, [hwloc\\_bitmap\\_dup\(\)](#) must be used instead.

### 24.16.2.7 depth

```
int hwloc_obj::depth
```

Vertical index in the hierarchy.

For normal objects, this is the depth of the horizontal level that contains this object and its cousins of the same type. If the topology is symmetric, this is equal to the parent depth plus one, and also equal to the number of parent/child links from the root object to here.

For special objects (NUMA nodes, I/O and Misc) that are not in the main tree, this is a special negative value that corresponds to their dedicated level, see [hwloc\\_get\\_type\\_depth\(\)](#) and [hwloc\\_get\\_type\\_depth\\_e](#). Those special values can be passed to hwloc functions such [hwloc\\_get\\_nbojs\\_by\\_depth\(\)](#) as usual.

### 24.16.2.8 first\_child

```
struct hwloc_obj* hwloc_obj::first_child
```

First normal child.

### 24.16.2.9 gp\_index

```
hwloc_uint64_t hwloc_obj::gp_index
```

Global persistent index. Generated by hwloc, unique across the topology (contrary to [os\\_index](#)) and persistent across topology changes (contrary to [logical\\_index](#)). Mostly used internally, but could also be used by application to identify objects.

### 24.16.2.10 infos

```
struct hwloc_info_s* hwloc_obj::infos
```

Array of info attributes (name and value strings).

### 24.16.2.11 infos\_count

```
unsigned hwloc_obj::infos_count
```

Size of infos array.

### 24.16.2.12 io\_arity

```
unsigned hwloc_obj::io_arity
```

Number of I/O children. These children are listed in [io\\_first\\_child](#).

### 24.16.2.13 io\_first\_child

```
struct hwloc_obj* hwloc_obj::io_first_child
```

First I/O child. Bridges, PCI and OS devices are listed here ([io\\_arity](#) and [io\\_first\\_child](#)) instead of in the normal children list. See also [hwloc\\_obj\\_type\\_is\\_io\(\)](#).

#### 24.16.2.14 last\_child

```
struct hwloc_obj* hwloc_obj::last_child
```

Last normal child.

#### 24.16.2.15 logical\_index

```
unsigned hwloc_obj::logical_index
```

Horizontal index in the whole list of similar objects, hence guaranteed unique across the entire machine. Could be a "cousin\_rank" since it's the rank within the "cousin" list below. Note that this index may change when restricting the topology or when inserting a group.

#### 24.16.2.16 memory\_arity

```
unsigned hwloc_obj::memory_arity
```

Number of Memory children. These children are listed in `memory_first_child`.

#### 24.16.2.17 memory\_first\_child

```
struct hwloc_obj* hwloc_obj::memory_first_child
```

First Memory child. NUMA nodes and Memory-side caches are listed here (`memory_arity` and `memory_first_child`) instead of in the normal children list. See also [hwloc\\_obj\\_type\\_is\\_memory\(\)](#). A memory hierarchy starts from a normal CPU-side object (e.g. Package) and ends with NUMA nodes as leaves. There might exist some memory-side caches between them in the middle of the memory subtree.

#### 24.16.2.18 misc\_arity

```
unsigned hwloc_obj::misc_arity
```

Number of Misc children. These children are listed in `misc_first_child`.

#### 24.16.2.19 misc\_first\_child

```
struct hwloc_obj* hwloc_obj::misc_first_child
```

First Misc child. Misc objects are listed here (`misc_arity` and `misc_first_child`) instead of in the normal children list.

#### 24.16.2.20 name

```
char* hwloc_obj::name
```

Object-specific name if any. Mostly used for identifying OS devices and Misc objects where a name string is more useful than numerical indexes.

#### 24.16.2.21 next\_cousin

```
struct hwloc_obj* hwloc_obj::next_cousin
```

Next object of same type and depth.

#### 24.16.2.22 next\_sibling

```
struct hwloc_obj* hwloc_obj::next_sibling
```

Next object below the same parent (inside the same list of children).

**24.16.2.23 nodeset**

`hwloc_nodeset_t hwloc_obj::nodeset`

NUMA nodes covered by this object or containing this object.

This is the set of NUMA nodes for which there are NUMA node objects in the topology under or above this object, i.e. which are known to be physically contained in this object or containing it and known how (the children path between this object and the NUMA node objects).

In the end, these nodes are those that are close to the current object. Function `hwloc_get_local_nodanode_objs()` may be used to list those NUMA nodes more precisely.

If the `HWLOC_TOPOLOGY_FLAG_INCLUDE_DISALLOWED` configuration flag is set, some of these nodes may be online but not allowed for allocation, see `hwloc_topology_get_allowed_nodeset()`.

If there are no NUMA nodes in the machine, all the memory is close to this object, so only the first bit may be set in `nodeset`.

**Note**

All objects have non-NULL CPU and node sets except Misc and I/O objects.

Its value must not be changed, `hwloc_bitmap_dup()` must be used instead.

**24.16.2.24 os\_index**

`unsigned hwloc_obj::os_index`

OS-provided physical index number. It is not guaranteed unique across the entire machine, except for PUs and NUMA nodes. Set to `HWLOC_UNKNOWN_INDEX` if unknown or irrelevant for this object.

**24.16.2.25 parent**

`struct hwloc_obj* hwloc_obj::parent`

Parent, NULL if root (Machine object)

**24.16.2.26 prev\_cousin**

`struct hwloc_obj* hwloc_obj::prev_cousin`

Previous object of same type and depth.

**24.16.2.27 prev\_sibling**

`struct hwloc_obj* hwloc_obj::prev_sibling`

Previous object below the same parent (inside the same list of children).

**24.16.2.28 sibling\_rank**

`unsigned hwloc_obj::sibling_rank`

Index in parent's `children[]` array. Or the index in parent's Memory, I/O or Misc children list.

**24.16.2.29 subtype**

`char* hwloc_obj::subtype`

Subtype string to better describe the type field.

**24.16.2.30 symmetric\_subtree**

`int hwloc_obj::symmetric_subtree`

Set if the subtree of normal objects below this object is symmetric, which means all normal children and their children have identical subtrees.

Memory, I/O and Misc children are ignored.

If set in the topology root object, `lstopo` may export the topology as a synthetic string.

**24.16.2.31 total\_memory**

```
hwloc_uint64_t hwloc_obj::total_memory
```

Total memory (in bytes) in NUMA nodes below this object.

**24.16.2.32 type**

```
hwloc_obj_type_t hwloc_obj::type
```

Type of object.

**24.16.2.33 userdata**

```
void* hwloc_obj::userdata
```

Application-given private data pointer, initialized to `NULL`, use it as you wish. See [hwloc\\_topology\\_set\\_userdata\\_export\\_callback\(\)](#) in [hwloc/export.h](#) if you wish to export this field to XML.

The documentation for this struct was generated from the following file:

- [hwloc.h](#)

**24.17 hwloc\_obj\_attr\_u Union Reference**

```
#include <hwloc.h>
```

**Data Structures**

- struct [hwloc\\_bridge\\_attr\\_s](#)
- struct [hwloc\\_cache\\_attr\\_s](#)
- struct [hwloc\\_group\\_attr\\_s](#)
- struct [hwloc\\_numanode\\_attr\\_s](#)
- struct [hwloc\\_osdev\\_attr\\_s](#)
- struct [hwloc\\_pcidev\\_attr\\_s](#)

**Data Fields**

- struct [hwloc\\_obj\\_attr\\_u::hwloc\\_numanode\\_attr\\_s](#) numanode
- struct [hwloc\\_obj\\_attr\\_u::hwloc\\_cache\\_attr\\_s](#) cache
- struct [hwloc\\_obj\\_attr\\_u::hwloc\\_group\\_attr\\_s](#) group
- struct [hwloc\\_obj\\_attr\\_u::hwloc\\_pcidev\\_attr\\_s](#) pcidev
- struct [hwloc\\_obj\\_attr\\_u::hwloc\\_bridge\\_attr\\_s](#) bridge
- struct [hwloc\\_obj\\_attr\\_u::hwloc\\_osdev\\_attr\\_s](#) osdev

**24.17.1 Detailed Description**

Object type-specific Attributes.

**24.17.2 Field Documentation****24.17.2.1 bridge**

```
struct hwloc_obj_attr_u::hwloc_bridge_attr_s hwloc_obj_attr_u::bridge
```

**24.17.2.2 cache**

```
struct hwloc_obj_attr_u::hwloc_cache_attr_s hwloc_obj_attr_u::cache
```

### 24.17.2.3 group

```
struct hwloc_obj_attr_u::hwloc_group_attr_s hwloc_obj_attr_u::group
```

### 24.17.2.4 numanode

```
struct hwloc_obj_attr_u::hwloc_numanode_attr_s hwloc_obj_attr_u::numanode
```

### 24.17.2.5 osdev

```
struct hwloc_obj_attr_u::hwloc_osdev_attr_s hwloc_obj_attr_u::osdev
```

### 24.17.2.6 pcidev

```
struct hwloc_obj_attr_u::hwloc_pcidev_attr_s hwloc_obj_attr_u::pcidev
```

The documentation for this union was generated from the following file:

- hwloc.h

## 24.18 hwloc\_obj\_attr\_u::hwloc\_osdev\_attr\_s Struct Reference

```
#include <hwloc.h>
```

### Data Fields

- [hwloc\\_obj\\_osdev\\_type\\_t](#) type

### 24.18.1 Detailed Description

OS Device specific Object Attributes.

### 24.18.2 Field Documentation

#### 24.18.2.1 type

```
hwloc_obj_osdev_type_t hwloc_obj_attr_u::hwloc_osdev_attr_s::type
```

The documentation for this struct was generated from the following file:

- hwloc.h

## 24.19 hwloc\_obj\_attr\_u::hwloc\_pcidev\_attr\_s Struct Reference

```
#include <hwloc.h>
```

### Data Fields

- unsigned short [domain](#)
- unsigned char [bus](#)
- unsigned char [dev](#)
- unsigned char [func](#)
- unsigned short [class\\_id](#)
- unsigned short [vendor\\_id](#)
- unsigned short [device\\_id](#)
- unsigned short [subvendor\\_id](#)

- unsigned short [subdevice\\_id](#)
- unsigned char [revision](#)
- float [linkspeed](#)

### 24.19.1 Detailed Description

PCI Device specific Object Attributes.

### 24.19.2 Field Documentation

#### 24.19.2.1 bus

unsigned char hwloc\_obj\_attr\_u::hwloc\_pcidev\_attr\_s::bus

Bus number (yy in the PCI BDF notation xxxx:yy:zz.t).

#### 24.19.2.2 class\_id

unsigned short hwloc\_obj\_attr\_u::hwloc\_pcidev\_attr\_s::class\_id

The class number (first two bytes, without the prog\_if).

#### 24.19.2.3 dev

unsigned char hwloc\_obj\_attr\_u::hwloc\_pcidev\_attr\_s::dev

Device number (zz in the PCI BDF notation xxxx:yy:zz.t).

#### 24.19.2.4 device\_id

unsigned short hwloc\_obj\_attr\_u::hwloc\_pcidev\_attr\_s::device\_id

Device ID (yyyy in [xxxx:yyyy]).

#### 24.19.2.5 domain

unsigned short hwloc\_obj\_attr\_u::hwloc\_pcidev\_attr\_s::domain

Domain number (xxxx in the PCI BDF notation xxxx:yy:zz.t). Only 16bits PCI domains are supported by default.

#### 24.19.2.6 func

unsigned char hwloc\_obj\_attr\_u::hwloc\_pcidev\_attr\_s::func

Function number (t in the PCI BDF notation xxxx:yy:zz.t).

#### 24.19.2.7 linkspeed

float hwloc\_obj\_attr\_u::hwloc\_pcidev\_attr\_s::linkspeed

Link speed in GB/s. This datarate is the currently configured speed of the entire PCI link (sum of the bandwidth of all PCI lanes in that link). It may change during execution since some devices are able to slow their PCI links down when idle.

#### 24.19.2.8 revision

unsigned char hwloc\_obj\_attr\_u::hwloc\_pcidev\_attr\_s::revision

Revision number.

#### 24.19.2.9 subdevice\_id

unsigned short hwloc\_obj\_attr\_u::hwloc\_pcidev\_attr\_s::subdevice\_id

Sub-Device ID.

#### 24.19.2.10 subvendor\_id

unsigned short hwloc\_obj\_attr\_u::hwloc\_pcidev\_attr\_s::subvendor\_id  
Sub-Vendor ID.

#### 24.19.2.11 vendor\_id

unsigned short hwloc\_obj\_attr\_u::hwloc\_pcidev\_attr\_s::vendor\_id  
Vendor ID (xxxx in [xxxx:yyyy]).

The documentation for this struct was generated from the following file:

- hwloc.h

## 24.20 hwloc\_topology\_cpupbind\_support Struct Reference

```
#include <hwloc.h>
```

### Data Fields

- unsigned char [set\\_thisproc\\_cpupbind](#)
- unsigned char [get\\_thisproc\\_cpupbind](#)
- unsigned char [set\\_proc\\_cpupbind](#)
- unsigned char [get\\_proc\\_cpupbind](#)
- unsigned char [set\\_thisthread\\_cpupbind](#)
- unsigned char [get\\_thisthread\\_cpupbind](#)
- unsigned char [set\\_thread\\_cpupbind](#)
- unsigned char [get\\_thread\\_cpupbind](#)
- unsigned char [get\\_thisproc\\_last\\_cpu\\_location](#)
- unsigned char [get\\_proc\\_last\\_cpu\\_location](#)
- unsigned char [get\\_thisthread\\_last\\_cpu\\_location](#)

### 24.20.1 Detailed Description

Flags describing actual PU binding support for this topology.

A flag may be set even if the feature isn't supported in all cases (e.g. binding to random sets of non-contiguous objects).

### 24.20.2 Field Documentation

#### 24.20.2.1 get\_proc\_cpupbind

unsigned char hwloc\_topology\_cpupbind\_support::get\_proc\_cpupbind  
Getting the binding of a whole given process is supported.

#### 24.20.2.2 get\_proc\_last\_cpu\_location

unsigned char hwloc\_topology\_cpupbind\_support::get\_proc\_last\_cpu\_location  
Getting the last processors where a whole process ran is supported

#### 24.20.2.3 get\_thisproc\_cpupbind

unsigned char hwloc\_topology\_cpupbind\_support::get\_thisproc\_cpupbind  
Getting the binding of the whole current process is supported.



#### 24.20.2.4 `get_thisproc_last_cpu_location`

```
unsigned char hwloc_topology_cpuid_support::get_thisproc_last_cpu_location
```

Getting the last processors where the whole current process ran is supported

#### 24.20.2.5 `get_thisthread_cpuid`

```
unsigned char hwloc_topology_cpuid_support::get_thisthread_cpuid
```

Getting the binding of the current thread only is supported.

#### 24.20.2.6 `get_thisthread_last_cpu_location`

```
unsigned char hwloc_topology_cpuid_support::get_thisthread_last_cpu_location
```

Getting the last processors where the current thread ran is supported

#### 24.20.2.7 `get_thread_cpuid`

```
unsigned char hwloc_topology_cpuid_support::get_thread_cpuid
```

Getting the binding of a given thread only is supported.

#### 24.20.2.8 `set_proc_cpuid`

```
unsigned char hwloc_topology_cpuid_support::set_proc_cpuid
```

Binding a whole given process is supported.

#### 24.20.2.9 `set_thisproc_cpuid`

```
unsigned char hwloc_topology_cpuid_support::set_thisproc_cpuid
```

Binding the whole current process is supported.

#### 24.20.2.10 `set_thisthread_cpuid`

```
unsigned char hwloc_topology_cpuid_support::set_thisthread_cpuid
```

Binding the current thread only is supported.

#### 24.20.2.11 `set_thread_cpuid`

```
unsigned char hwloc_topology_cpuid_support::set_thread_cpuid
```

Binding a given thread only is supported.

The documentation for this struct was generated from the following file:

- `hwloc.h`

## 24.21 `hwloc_topology_diff_u::hwloc_topology_diff_generic_s` Struct Reference

```
#include <diff.h>
```

### Data Fields

- `hwloc_topology_diff_type_t` type
- union `hwloc_topology_diff_u` \* next

### 24.21.1 Field Documentation

#### 24.21.1.1 next

```
union hwloc_topology_diff_u* hwloc_topology_diff_u::hwloc_topology_diff_generic_s::next
```

#### 24.21.1.2 type

```
hwloc_topology_diff_type_t hwloc_topology_diff_u::hwloc_topology_diff_generic_s::type
```

The documentation for this struct was generated from the following file:

- [diff.h](#)

## 24.22 hwloc\_topology\_diff\_obj\_attr\_u::hwloc\_topology\_diff\_obj\_attr\_u↔ generic\_s Struct Reference

```
#include <diff.h>
```

### Data Fields

- [hwloc\\_topology\\_diff\\_obj\\_attr\\_type\\_t](#) type

### 24.22.1 Field Documentation

#### 24.22.1.1 type

```
hwloc_topology_diff_obj_attr_type_t hwloc_topology_diff_obj_attr_u::hwloc_topology_diff_obj_attr↔  
_generic_s::type
```

The documentation for this struct was generated from the following file:

- [diff.h](#)

## 24.23 hwloc\_topology\_diff\_u::hwloc\_topology\_diff\_obj\_attr\_s Struct Reference

```
#include <diff.h>
```

### Data Fields

- [hwloc\\_topology\\_diff\\_type\\_t](#) type
- union [hwloc\\_topology\\_diff\\_u](#) \* next
- int [obj\\_depth](#)
- unsigned [obj\\_index](#)
- union [hwloc\\_topology\\_diff\\_obj\\_attr\\_u](#) diff

### 24.23.1 Field Documentation

#### 24.23.1.1 diff

```
union hwloc_topology_diff_obj_attr_u hwloc_topology_diff_u::hwloc_topology_diff_obj_attr_s::diff
```

#### 24.23.1.2 next

```
union hwloc_topology_diff_u* hwloc_topology_diff_u::hwloc_topology_diff_obj_attr_s::next
```

### 24.23.1.3 obj\_depth

```
int hwloc_topology_diff_u::hwloc_topology_diff_obj_attr_s::obj_depth
```

### 24.23.1.4 obj\_index

```
unsigned hwloc_topology_diff_u::hwloc_topology_diff_obj_attr_s::obj_index
```

### 24.23.1.5 type

```
hwloc_topology_diff_type_t hwloc_topology_diff_u::hwloc_topology_diff_obj_attr_s::type
```

The documentation for this struct was generated from the following file:

- diff.h

## 24.24 hwloc\_topology\_diff\_obj\_attr\_u::hwloc\_topology\_diff\_obj\_attr\_string\_s Struct Reference

```
#include <diff.h>
```

### Data Fields

- [hwloc\\_topology\\_diff\\_obj\\_attr\\_type\\_t](#) type
- char \* [name](#)
- char \* [oldvalue](#)
- char \* [newvalue](#)

### 24.24.1 Detailed Description

String attribute modification with an optional name.

### 24.24.2 Field Documentation

#### 24.24.2.1 name

```
char* hwloc_topology_diff_obj_attr_u::hwloc_topology_diff_obj_attr_string_s::name
```

#### 24.24.2.2 newvalue

```
char* hwloc_topology_diff_obj_attr_u::hwloc_topology_diff_obj_attr_string_s::newvalue
```

#### 24.24.2.3 oldvalue

```
char* hwloc_topology_diff_obj_attr_u::hwloc_topology_diff_obj_attr_string_s::oldvalue
```

#### 24.24.2.4 type

```
hwloc_topology_diff_obj_attr_type_t hwloc_topology_diff_obj_attr_u::hwloc_topology_diff_obj_attr_string_s::type
```

The documentation for this struct was generated from the following file:

- diff.h

## 24.25 hwloc\_topology\_diff\_obj\_attr\_u Union Reference

```
#include <diff.h>
```

### Data Structures

- struct [hwloc\\_topology\\_diff\\_obj\\_attr\\_generic\\_s](#)
- struct [hwloc\\_topology\\_diff\\_obj\\_attr\\_string\\_s](#)
- struct [hwloc\\_topology\\_diff\\_obj\\_attr\\_uint64\\_s](#)

### Data Fields

- struct [hwloc\\_topology\\_diff\\_obj\\_attr\\_u::hwloc\\_topology\\_diff\\_obj\\_attr\\_generic\\_s](#) generic
- struct [hwloc\\_topology\\_diff\\_obj\\_attr\\_u::hwloc\\_topology\\_diff\\_obj\\_attr\\_uint64\\_s](#) uint64
- struct [hwloc\\_topology\\_diff\\_obj\\_attr\\_u::hwloc\\_topology\\_diff\\_obj\\_attr\\_string\\_s](#) string

### 24.25.1 Detailed Description

One object attribute difference.

### 24.25.2 Field Documentation

#### 24.25.2.1 generic

```
struct hwloc_topology_diff_obj_attr_u::hwloc_topology_diff_obj_attr_generic_s hwloc_topology_diff_obj_attr_u::generic
```

#### 24.25.2.2 string

```
struct hwloc_topology_diff_obj_attr_u::hwloc_topology_diff_obj_attr_string_s hwloc_topology_diff_obj_attr_u::string
```

#### 24.25.2.3 uint64

```
struct hwloc_topology_diff_obj_attr_u::hwloc_topology_diff_obj_attr_uint64_s hwloc_topology_diff_obj_attr_u::uint64
```

The documentation for this union was generated from the following file:

- [diff.h](#)

## 24.26 hwloc\_topology\_diff\_obj\_attr\_u::hwloc\_topology\_diff\_obj\_attr\_uint64\_s Struct Reference

```
#include <diff.h>
```

### Data Fields

- [hwloc\\_topology\\_diff\\_obj\\_attr\\_type\\_t](#) type
- [hwloc\\_uint64\\_t](#) index
- [hwloc\\_uint64\\_t](#) oldvalue
- [hwloc\\_uint64\\_t](#) newvalue

### 24.26.1 Detailed Description

Integer attribute modification with an optional index.

## 24.26.2 Field Documentation

### 24.26.2.1 index

hwloc\_uint64\_t hwloc\_topology\_diff\_obj\_attr\_u::hwloc\_topology\_diff\_obj\_attr\_uint64\_s::index

### 24.26.2.2 newvalue

hwloc\_uint64\_t hwloc\_topology\_diff\_obj\_attr\_u::hwloc\_topology\_diff\_obj\_attr\_uint64\_s::newvalue

### 24.26.2.3 oldvalue

hwloc\_uint64\_t hwloc\_topology\_diff\_obj\_attr\_u::hwloc\_topology\_diff\_obj\_attr\_uint64\_s::oldvalue

### 24.26.2.4 type

hwloc\_topology\_diff\_obj\_attr\_type\_t hwloc\_topology\_diff\_obj\_attr\_u::hwloc\_topology\_diff\_obj\_attr↔  
\_uint64\_s::type

The documentation for this struct was generated from the following file:

- diff.h

## 24.27 hwloc\_topology\_diff\_u::hwloc\_topology\_diff\_too\_complex\_s Struct Reference

```
#include <diff.h>
```

### Data Fields

- hwloc\_topology\_diff\_type\_t type
- union hwloc\_topology\_diff\_u \* next
- int obj\_depth
- unsigned obj\_index

## 24.27.1 Field Documentation

### 24.27.1.1 next

union hwloc\_topology\_diff\_u\* hwloc\_topology\_diff\_u::hwloc\_topology\_diff\_too\_complex\_s::next

### 24.27.1.2 obj\_depth

int hwloc\_topology\_diff\_u::hwloc\_topology\_diff\_too\_complex\_s::obj\_depth

### 24.27.1.3 obj\_index

unsigned hwloc\_topology\_diff\_u::hwloc\_topology\_diff\_too\_complex\_s::obj\_index

### 24.27.1.4 type

hwloc\_topology\_diff\_type\_t hwloc\_topology\_diff\_u::hwloc\_topology\_diff\_too\_complex\_s::type

The documentation for this struct was generated from the following file:

- diff.h

## 24.28 hwloc\_topology\_diff\_u Union Reference

```
#include <diff.h>
```

### Data Structures

- struct [hwloc\\_topology\\_diff\\_generic\\_s](#)
- struct [hwloc\\_topology\\_diff\\_obj\\_attr\\_s](#)
- struct [hwloc\\_topology\\_diff\\_too\\_complex\\_s](#)

### Data Fields

- struct [hwloc\\_topology\\_diff\\_u::hwloc\\_topology\\_diff\\_generic\\_s](#) generic
- struct [hwloc\\_topology\\_diff\\_u::hwloc\\_topology\\_diff\\_obj\\_attr\\_s](#) obj\_attr
- struct [hwloc\\_topology\\_diff\\_u::hwloc\\_topology\\_diff\\_too\\_complex\\_s](#) too\_complex

### 24.28.1 Detailed Description

One element of a difference list between two topologies.

### 24.28.2 Field Documentation

#### 24.28.2.1 generic

```
struct hwloc\_topology\_diff\_u::hwloc\_topology\_diff\_generic\_s hwloc_topology_diff_u::generic
```

#### 24.28.2.2 obj\_attr

```
struct hwloc\_topology\_diff\_u::hwloc\_topology\_diff\_obj\_attr\_s hwloc_topology_diff_u::obj_attr
```

#### 24.28.2.3 too\_complex

```
struct hwloc\_topology\_diff\_u::hwloc\_topology\_diff\_too\_complex\_s hwloc_topology_diff_u::too_complex
```

The documentation for this union was generated from the following file:

- [diff.h](#)

## 24.29 hwloc\_topology\_discovery\_support Struct Reference

```
#include <hwloc.h>
```

### Data Fields

- unsigned char [pu](#)
- unsigned char [numa](#)
- unsigned char [numa\\_memory](#)
- unsigned char [disallowed\\_pu](#)
- unsigned char [disallowed\\_numa](#)
- unsigned char [cpukind\\_efficiency](#)

### 24.29.1 Detailed Description

Flags describing actual discovery support for this topology.

## 24.29.2 Field Documentation

### 24.29.2.1 cpukind\_efficiency

unsigned char hwloc\_topology\_discovery\_support::cpukind\_efficiency

Detecting the efficiency of CPU kinds is supported, see [Kinds of CPU cores](#).

### 24.29.2.2 disallowed\_numa

unsigned char hwloc\_topology\_discovery\_support::disallowed\_numa

Detecting and identifying NUMA nodes that are not available to the current process is supported.

### 24.29.2.3 disallowed\_pu

unsigned char hwloc\_topology\_discovery\_support::disallowed\_pu

Detecting and identifying PU objects that are not available to the current process is supported.

### 24.29.2.4 numa

unsigned char hwloc\_topology\_discovery\_support::numa

Detecting the number of NUMA nodes is supported.

### 24.29.2.5 numa\_memory

unsigned char hwloc\_topology\_discovery\_support::numa\_memory

Detecting the amount of memory in NUMA nodes is supported.

### 24.29.2.6 pu

unsigned char hwloc\_topology\_discovery\_support::pu

Detecting the number of PU objects is supported.

The documentation for this struct was generated from the following file:

- hwloc.h

## 24.30 hwloc\_topology\_membind\_support Struct Reference

```
#include <hwloc.h>
```

### Data Fields

- unsigned char [set\\_thisproc\\_membind](#)
- unsigned char [get\\_thisproc\\_membind](#)
- unsigned char [set\\_proc\\_membind](#)
- unsigned char [get\\_proc\\_membind](#)
- unsigned char [set\\_thisthread\\_membind](#)
- unsigned char [get\\_thisthread\\_membind](#)
- unsigned char [set\\_area\\_membind](#)
- unsigned char [get\\_area\\_membind](#)
- unsigned char [alloc\\_membind](#)
- unsigned char [firsttouch\\_membind](#)
- unsigned char [bind\\_membind](#)
- unsigned char [interleave\\_membind](#)
- unsigned char [nexttouch\\_membind](#)
- unsigned char [migrate\\_membind](#)

- unsigned char [get\\_area\\_memlocation](#)
- unsigned char [weighted\\_interleave\\_membind](#)

### 24.30.1 Detailed Description

Flags describing actual memory binding support for this topology.

A flag may be set even if the feature isn't supported in all cases (e.g. binding to random sets of non-contiguous objects).

### 24.30.2 Field Documentation

#### 24.30.2.1 alloc\_membind

unsigned char hwloc\_topology\_membind\_support::alloc\_membind

Allocating a bound memory area is supported.

#### 24.30.2.2 bind\_membind

unsigned char hwloc\_topology\_membind\_support::bind\_membind

Bind policy is supported.

#### 24.30.2.3 firsttouch\_membind

unsigned char hwloc\_topology\_membind\_support::firsttouch\_membind

First-touch policy is supported.

#### 24.30.2.4 get\_area\_membind

unsigned char hwloc\_topology\_membind\_support::get\_area\_membind

Getting the binding of a given memory area is supported.

#### 24.30.2.5 get\_area\_memlocation

unsigned char hwloc\_topology\_membind\_support::get\_area\_memlocation

Getting the last NUMA nodes where a memory area was allocated is supported

#### 24.30.2.6 get\_proc\_membind

unsigned char hwloc\_topology\_membind\_support::get\_proc\_membind

Getting the binding of a whole given process is supported.

#### 24.30.2.7 get\_thisproc\_membind

unsigned char hwloc\_topology\_membind\_support::get\_thisproc\_membind

Getting the binding of the whole current process is supported.

#### 24.30.2.8 get\_thisthread\_membind

unsigned char hwloc\_topology\_membind\_support::get\_thisthread\_membind

Getting the binding of the current thread only is supported.

#### 24.30.2.9 interleave\_membind

unsigned char hwloc\_topology\_membind\_support::interleave\_membind

Interleave policy is supported.



#### 24.30.2.10 migrate\_membind

unsigned char hwloc\_topology\_membind\_support::migrate\_membind  
Migration flags is supported.

#### 24.30.2.11 nexttouch\_membind

unsigned char hwloc\_topology\_membind\_support::nexttouch\_membind  
Next-touch migration policy is supported.

#### 24.30.2.12 set\_area\_membind

unsigned char hwloc\_topology\_membind\_support::set\_area\_membind  
Binding a given memory area is supported.

#### 24.30.2.13 set\_proc\_membind

unsigned char hwloc\_topology\_membind\_support::set\_proc\_membind  
Binding a whole given process is supported.

#### 24.30.2.14 set\_thisproc\_membind

unsigned char hwloc\_topology\_membind\_support::set\_thisproc\_membind  
Binding the whole current process is supported.

#### 24.30.2.15 set\_thisthread\_membind

unsigned char hwloc\_topology\_membind\_support::set\_thisthread\_membind  
Binding the current thread only is supported.

#### 24.30.2.16 weighted\_interleave\_membind

unsigned char hwloc\_topology\_membind\_support::weighted\_interleave\_membind  
Weighted interleave policy is supported.

The documentation for this struct was generated from the following file:

- hwloc.h

## 24.31 hwloc\_topology\_misc\_support Struct Reference

```
#include <hwloc.h>
```

### Data Fields

- unsigned char [imported\\_support](#)

### 24.31.1 Detailed Description

Flags describing miscellaneous features.

## 24.31.2 Field Documentation

### 24.31.2.1 imported\_support

`unsigned char hwloc_topology_misc_support::imported_support`

Support was imported when importing another topology, see [HWLOC\\_TOPOLOGY\\_FLAG\\_IMPORT\\_SUPPORT](#).

The documentation for this struct was generated from the following file:

- `hwloc.h`

## 24.32 hwloc\_topology\_support Struct Reference

```
#include <hwloc.h>
```

### Data Fields

- struct [hwloc\\_topology\\_discovery\\_support](#) \* `discovery`
- struct [hwloc\\_topology\\_cpubind\\_support](#) \* `cpubind`
- struct [hwloc\\_topology\\_membind\\_support](#) \* `membind`
- struct [hwloc\\_topology\\_misc\\_support](#) \* `misc`

### 24.32.1 Detailed Description

Set of flags describing actual support for this topology.

This is retrieved with [hwloc\\_topology\\_get\\_support\(\)](#) and will be valid until the topology object is destroyed. Note: the values are correct only after discovery.

## 24.32.2 Field Documentation

### 24.32.2.1 cpubind

`struct hwloc_topology_cpubind_support* hwloc_topology_support::cpubind`

### 24.32.2.2 discovery

`struct hwloc_topology_discovery_support* hwloc_topology_support::discovery`

### 24.32.2.3 membind

`struct hwloc_topology_membind_support* hwloc_topology_support::membind`

### 24.32.2.4 misc

`struct hwloc_topology_misc_support* hwloc_topology_support::misc`

The documentation for this struct was generated from the following file:

- `hwloc.h`

# Index

- abi
  - hwloc\_component, 236
- Add distances between objects, 178
  - hwloc\_distances\_add\_commit, 180
  - hwloc\_distances\_add\_create, 180
  - hwloc\_distances\_add\_flag\_e, 179
  - HWLOC\_DISTANCES\_ADD\_FLAG\_GROUP, 179
  - HWLOC\_DISTANCES\_ADD\_FLAG\_GROUP\_INACCURATE, 179
  - hwloc\_distances\_add\_handle\_t, 179
  - hwloc\_distances\_add\_values, 180
- alloc\_membind
  - hwloc\_topology\_membind\_support, 260
- API version, 91
  - HWLOC\_API\_VERSION, 91
  - HWLOC\_COMPONENT\_ABI, 91
  - hwloc\_get\_api\_version, 92
- arity
  - hwloc\_obj, 245
- associativity
  - hwloc\_obj\_attr\_u::hwloc\_cache\_attr\_s, 234
- attr
  - hwloc\_obj, 245
- bind\_membind
  - hwloc\_topology\_membind\_support, 260
- bridge
  - hwloc\_obj\_attr\_u, 249
- bus
  - hwloc\_cl\_device\_topology\_amd, 235
  - hwloc\_obj\_attr\_u::hwloc\_pcidev\_attr\_s, 251
- cache
  - hwloc\_obj\_attr\_u, 249
- Changing the Source of Topology Discovery, 121
  - HWLOC\_TOPOLOGY\_COMPONENTS\_FLAG\_BLACKLIST, 121
  - hwloc\_topology\_components\_flag\_e, 121
  - hwloc\_topology\_set\_components, 121
  - hwloc\_topology\_set\_pid, 122
  - hwloc\_topology\_set\_synthetic, 122
  - hwloc\_topology\_set\_xml, 122
  - hwloc\_topology\_set\_xmlbuffer, 123
- children
  - hwloc\_obj, 245
- class\_id
  - hwloc\_obj\_attr\_u::hwloc\_pcidev\_attr\_s, 251
- Command-Line Tools, 19
- Comparing memory node attributes for finding where to allocate on, 182
  - hwloc\_get\_local\_numanode\_objs, 185
  - HWLOC\_LOCAL\_NUMANODE\_FLAG\_ALL, 184
  - hwloc\_local\_numanode\_flag\_e, 183
  - HWLOC\_LOCAL\_NUMANODE\_FLAG\_LARGER\_LOCALITY, 184
  - HWLOC\_LOCAL\_NUMANODE\_FLAG\_SMALLER\_LOCALITY, 184
  - HWLOC\_LOCATION\_TYPE\_CPUSSET, 184
  - hwloc\_location\_type\_e, 184
  - HWLOC\_LOCATION\_TYPE\_OBJECT, 184
  - hwloc\_memattr\_get\_best\_initiator, 186
  - hwloc\_memattr\_get\_best\_target, 186
  - hwloc\_memattr\_get\_by\_name, 187
  - hwloc\_memattr\_get\_initiators, 187
  - hwloc\_memattr\_get\_targets, 188
  - hwloc\_memattr\_get\_value, 188
  - HWLOC\_MEMATTR\_ID\_BANDWIDTH, 185
  - HWLOC\_MEMATTR\_ID\_CAPACITY, 184
  - hwloc\_memattr\_id\_e, 184
  - HWLOC\_MEMATTR\_ID\_LATENCY, 185
  - HWLOC\_MEMATTR\_ID\_LOCALITY, 184
  - HWLOC\_MEMATTR\_ID\_READ\_BANDWIDTH, 185
  - HWLOC\_MEMATTR\_ID\_READ\_LATENCY, 185
  - hwloc\_memattr\_id\_t, 183
  - HWLOC\_MEMATTR\_ID\_WRITE\_BANDWIDTH, 185
  - HWLOC\_MEMATTR\_ID\_WRITE\_LATENCY, 185
  - hwloc\_topology\_get\_default\_nodest, 189
- Compiling software on top of hwloc's C API, 13
- complete\_cpuset
  - hwloc\_obj, 245
- complete\_nodest
  - hwloc\_obj, 245
- Components and plugins, 59
- Components and Plugins: Core functions to be used by components, 223
  - hwloc\_\_insert\_object\_by\_cpuset, 224
  - hwloc\_alloc\_setup\_object, 224
  - hwloc\_hide\_errors, 224
  - hwloc\_insert\_object\_by\_parent, 224
  - hwloc\_obj\_add\_children\_sets, 225
  - HWLOC\_SHOW\_ALL\_ERRORS, 224

- HWLOC\_SHOW\_CRITICAL\_ERRORS, 224
- hwloc\_topology\_reconnect, 225
- Components and Plugins: Discovery components and backends, 220
  - hwloc\_backend\_alloc, 222
  - hwloc\_backend\_enable, 222
  - HWLOC\_DISC\_PHASE\_ANNOTATE, 221
  - HWLOC\_DISC\_PHASE\_CPU, 221
  - hwloc\_disc\_phase\_e, 221
  - HWLOC\_DISC\_PHASE\_GLOBAL, 221
  - HWLOC\_DISC\_PHASE\_IO, 221
  - HWLOC\_DISC\_PHASE\_MEMORY, 221
  - HWLOC\_DISC\_PHASE\_MISC, 221
  - HWLOC\_DISC\_PHASE\_PCI, 221
  - hwloc\_disc\_phase\_t, 221
  - HWLOC\_DISC\_PHASE\_TWEAK, 221
  - hwloc\_disc\_status\_flag\_e, 221
  - HWLOC\_DISC\_STATUS\_FLAG\_GOT\_ALLOWED\_RESOURCES, 221
- Components and Plugins: distances, 229
  - hwloc\_backend\_distances\_add\_commit, 229
  - hwloc\_backend\_distances\_add\_create, 229
  - hwloc\_backend\_distances\_add\_handle\_t, 229
  - hwloc\_backend\_distances\_add\_values, 229
- Components and Plugins: Filtering objects, 225
  - hwloc\_filter\_check\_keep\_object, 226
  - hwloc\_filter\_check\_keep\_object\_type, 226
  - hwloc\_filter\_check\_osdev\_subtype\_important, 226
  - hwloc\_filter\_check\_pcidev\_subtype\_important, 226
- Components and Plugins: finding PCI objects during other discoveries, 228
  - hwloc\_pci\_find\_by\_busid, 228
  - hwloc\_pci\_find\_parent\_by\_busid, 228
- Components and Plugins: Generic components, 222
  - HWLOC\_COMPONENT\_TYPE\_DISC, 223
  - hwloc\_component\_type\_e, 222
  - hwloc\_component\_type\_t, 222
  - HWLOC\_COMPONENT\_TYPE\_XML, 223
  - hwloc\_plugin\_check\_namespace, 223
- Components and Plugins: helpers for PCI discovery, 226
  - hwloc\_pcidisc\_check\_bridge\_type, 227
  - hwloc\_pcidisc\_find\_bridge\_buses, 227
  - hwloc\_pcidisc\_find\_cap, 227
  - hwloc\_pcidisc\_find\_linkspeed, 227
  - hwloc\_pcidisc\_tree\_attach, 227
  - hwloc\_pcidisc\_tree\_insert\_by\_busid, 227
- Consulting and Adding Info Attributes, 107
  - hwloc\_obj\_add\_info, 107
  - hwloc\_obj\_get\_info\_by\_name, 107
  - hwloc\_obj\_set\_subtype, 108
- Converting between CPU sets and node sets, 153
  - hwloc\_cpuset\_from\_nodese, 153
  - hwloc\_cpuset\_to\_nodese, 154
- Converting between Object Types and Attributes, and Strings, 105
  - hwloc\_obj\_attr\_snprintf, 105
  - hwloc\_obj\_type\_snprintf, 105
  - hwloc\_obj\_type\_string, 106
  - hwloc\_type\_sscanf, 106
  - hwloc\_type\_sscanf\_as\_depth, 106
- count
  - hwloc\_obj\_attr\_u::hwloc\_nodese\_attr\_s::hwloc\_memory\_page\_type, 243
- CPU and Memory Binding Overview, 27
- CPU and node sets of entire topologies, 151
  - hwloc\_topology\_get\_allowed\_cpuset, 151
  - hwloc\_topology\_get\_allowed\_nodese, 151
  - hwloc\_topology\_get\_complete\_cpuset, 152
  - hwloc\_topology\_get\_complete\_nodese, 152
  - hwloc\_topology\_get\_topology\_cpuset, 152
  - hwloc\_topology\_get\_topology\_nodese, 153
- CPU binding, 108
  - hwloc\_cpupbind\_flags\_t, 109
  - HWLOC\_CPUBIND\_NOMEMBIND, 110
  - HWLOC\_CPUBIND\_PROCESS, 109
  - HWLOC\_CPUBIND\_STRICT, 110
  - HWLOC\_CPUBIND\_THREAD, 109
  - hwloc\_get\_cpupbind, 110
  - hwloc\_get\_last\_cpu\_location, 110
  - hwloc\_get\_proc\_cpupbind, 111
  - hwloc\_get\_proc\_last\_cpu\_location, 111
  - hwloc\_get\_thread\_cpupbind, 111
  - hwloc\_set\_cpupbind, 112
  - hwloc\_set\_proc\_cpupbind, 112
  - hwloc\_set\_thread\_cpupbind, 112
- cpupbind
  - hwloc\_topology\_support, 262
- cpupkind\_efficiency
  - hwloc\_topology\_discovery\_support, 259
- cpuset
  - hwloc\_location::hwloc\_location\_u, 242
  - hwloc\_obj, 245
- data
  - hwloc\_cl\_device\_topology\_amd, 235
  - hwloc\_component, 236
- depth
  - hwloc\_obj, 246
  - hwloc\_obj\_attr\_u::hwloc\_bridge\_attr\_s, 233
  - hwloc\_obj\_attr\_u::hwloc\_cache\_attr\_s, 234
  - hwloc\_obj\_attr\_u::hwloc\_group\_attr\_s, 240
- dev
  - hwloc\_obj\_attr\_u::hwloc\_pcidev\_attr\_s, 251
- device
  - hwloc\_cl\_device\_topology\_amd, 235
- device\_id
  - hwloc\_obj\_attr\_u::hwloc\_pcidev\_attr\_s, 251

- hwloc\_topology\_diff\_u::hwloc\_topology\_diff\_obj\_attr\_s, 254
  - disable
    - hwloc\_backend, 231
  - disallowed\_numa
    - hwloc\_topology\_discovery\_support, 259
  - disallowed\_pu
    - hwloc\_topology\_discovery\_support, 259
  - discover
    - hwloc\_backend, 231
  - discovery
    - hwloc\_topology\_support, 262
  - Distributing items over a topology, 150
    - hwloc\_distrib, 150
    - HWLOC\_DISTRIB\_FLAG\_REVERSE, 150
    - hwloc\_distrib\_flags\_e, 150
  - domain
    - hwloc\_obj\_attr\_u::hwloc\_bridge\_attr\_s, 233
    - hwloc\_obj\_attr\_u::hwloc\_pcidev\_attr\_s, 251
  - dont\_merge
    - hwloc\_obj\_attr\_u::hwloc\_group\_attr\_s, 240
  - downstream
    - hwloc\_obj\_attr\_u::hwloc\_bridge\_attr\_s, 233
  - downstream\_type
    - hwloc\_obj\_attr\_u::hwloc\_bridge\_attr\_s, 233
  - Embedding hwloc in Other Software, 63
  - enabled\_by\_default
    - hwloc\_disc\_component, 238
  - Environment Variables, 23
  - Error reporting in the API, 91
  - excluded\_phases
    - hwloc\_disc\_component, 238
    - hwloc\_disc\_status, 239
  - Exporting Topologies to Synthetic, 172
    - hwloc\_topology\_export\_synthetic, 173
    - HWLOC\_TOPOLOGY\_EXPORT\_SYNTHETIC\_FLAG\_IMPORT\_MEMORY, 173
    - HWLOC\_TOPOLOGY\_EXPORT\_SYNTHETIC\_FLAG\_NO\_ATTRIBUTES, 173
    - HWLOC\_TOPOLOGY\_EXPORT\_SYNTHETIC\_FLAG\_NO\_EXTENDED\_TYPES, 173
    - HWLOC\_TOPOLOGY\_EXPORT\_SYNTHETIC\_FLAG\_V1, 173
    - hwloc\_topology\_export\_synthetic\_flags\_e, 172
  - Exporting Topologies to XML, 169
    - hwloc\_export\_obj\_userdata, 170
    - hwloc\_export\_obj\_userdata\_base64, 170
    - hwloc\_free\_xmlbuffer, 170
    - hwloc\_topology\_export\_xml, 170
    - HWLOC\_TOPOLOGY\_EXPORT\_XML\_FLAG\_V1, 169
    - hwloc\_topology\_export\_xml\_flags\_e, 169
  - finalize
    - hwloc\_component, 236
  - Finding I/O objects, 154
    - hwloc\_bridge\_covers\_pcibus, 154
    - hwloc\_get\_next\_bridge, 154
    - hwloc\_get\_next\_osdev, 155
    - hwloc\_get\_next\_pcidev, 155
    - hwloc\_get\_non\_io\_ancestor\_obj, 155
    - hwloc\_get\_pcidev\_by\_busid, 155
    - hwloc\_get\_pcidev\_by\_busidstring, 156
  - Finding Objects covering at least CPU set, 142
    - hwloc\_get\_child\_covering\_cpuset, 142
    - hwloc\_get\_next\_obj\_covering\_cpuset\_by\_depth, 143
    - hwloc\_get\_next\_obj\_covering\_cpuset\_by\_type, 143
    - hwloc\_get\_obj\_covering\_cpuset, 143
  - Finding Objects inside a CPU set, 139
    - hwloc\_get\_first\_largest\_obj\_inside\_cpuset, 139
    - hwloc\_get\_largest\_objs\_inside\_cpuset, 139
    - hwloc\_get\_nbobjs\_inside\_cpuset\_by\_depth, 139
    - hwloc\_get\_nbobjs\_inside\_cpuset\_by\_type, 140
    - hwloc\_get\_next\_obj\_inside\_cpuset\_by\_depth, 140
    - hwloc\_get\_next\_obj\_inside\_cpuset\_by\_type, 140
    - hwloc\_get\_obj\_index\_inside\_cpuset, 141
    - hwloc\_get\_obj\_inside\_cpuset\_by\_depth, 141
    - hwloc\_get\_obj\_inside\_cpuset\_by\_type, 142
  - Finding objects, miscellaneous helpers, 147
    - hwloc\_bitmap\_singlify\_per\_core, 147
    - hwloc\_get\_closest\_objs, 147
    - hwloc\_get\_numanode\_obj\_by\_os\_index, 148
    - hwloc\_get\_obj\_below\_array\_by\_type, 148
    - hwloc\_get\_obj\_below\_by\_type, 148
    - hwloc\_get\_obj\_with\_same\_locality, 149
    - hwloc\_get\_pu\_obj\_by\_os\_index, 149
  - Imported MEMORY,
    - hwloc\_obj, 246
  - membind
    - hwloc\_topology\_membind\_support, 260
  - Flags
    - HWLOC\_EXTENDED\_TYPES,
      - hwloc\_backend, 231
      - hwloc\_component, 237
      - hwloc\_disc\_status, 239
  - Frequently Asked Questions (FAQ), 67
  - func
    - hwloc\_obj\_attr\_u::hwloc\_pcidev\_attr\_s, 251
  - function
    - hwloc\_cl\_device\_topology\_amd, 235
  - generic
    - hwloc\_topology\_diff\_obj\_attr\_u, 256
    - hwloc\_topology\_diff\_u, 258
  - get area membind

- hwloc\_topology\_membind\_support, 260
- get\_area\_memlocation
  - hwloc\_topology\_membind\_support, 260
- get\_pci\_busid\_cpuset
  - hwloc\_backend, 232
- get\_proc\_cpupbind
  - hwloc\_topology\_cpupbind\_support, 252
- get\_proc\_last\_cpu\_location
  - hwloc\_topology\_cpupbind\_support, 252
- get\_proc\_membind
  - hwloc\_topology\_membind\_support, 260
- get\_thisproc\_cpupbind
  - hwloc\_topology\_cpupbind\_support, 252
- get\_thisproc\_last\_cpu\_location
  - hwloc\_topology\_cpupbind\_support, 252
- get\_thisproc\_membind
  - hwloc\_topology\_membind\_support, 260
- get\_thisthread\_cpupbind
  - hwloc\_topology\_cpupbind\_support, 253
- get\_thisthread\_last\_cpu\_location
  - hwloc\_topology\_cpupbind\_support, 253
- get\_thisthread\_membind
  - hwloc\_topology\_membind\_support, 260
- get\_thread\_cpupbind
  - hwloc\_topology\_cpupbind\_support, 253
- gp\_index
  - hwloc\_obj, 246
- group
  - hwloc\_obj\_attr\_u, 249
- Hardware Locality, 1
- Helpers for consulting distance matrices, 178
  - hwloc\_distances\_obj\_index, 178
  - hwloc\_distances\_obj\_pair\_values, 178
- Heterogeneous Memory, 47
- hwloc\_\_insert\_object\_by\_cpuset
  - Components and Plugins: Core functions to be used by components, 224
- hwloc\_alloc
  - Memory binding, 116
- hwloc\_alloc\_membind
  - Memory binding, 116
- hwloc\_alloc\_membind\_policy
  - Memory binding, 117
- hwloc\_alloc\_setup\_object
  - Components and Plugins: Core functions to be used by components, 224
- HWLOC\_ALLOW\_FLAG\_ALL
  - Modifying a loaded Topology, 132
- HWLOC\_ALLOW\_FLAG\_CUSTOM
  - Modifying a loaded Topology, 133
- HWLOC\_ALLOW\_FLAG\_LOCAL\_RESTRICTIONS
  - Modifying a loaded Topology, 132
- hwloc\_allow\_flags\_e
  - Modifying a loaded Topology, 132
- HWLOC\_API\_VERSION
  - API version, 91
- hwloc\_backend, 231
  - disable, 231
  - discover, 231
  - flags, 231
  - get\_pci\_busid\_cpuset, 232
  - is\_thissystem, 232
  - phases, 232
  - private\_data, 232
- hwloc\_backend\_alloc
  - Components and Plugins: Discovery components and backends, 222
- hwloc\_backend\_distances\_add\_commit
  - Components and Plugins: distances, 229
- hwloc\_backend\_distances\_add\_create
  - Components and Plugins: distances, 229
- hwloc\_backend\_distances\_add\_handle\_t
  - Components and Plugins: distances, 229
- hwloc\_backend\_distances\_add\_values
  - Components and Plugins: distances, 229
- hwloc\_backend\_enable
  - Components and Plugins: Discovery components and backends, 222
- hwloc\_bitmap\_allbut
  - The bitmap API, 158
- hwloc\_bitmap\_alloc
  - The bitmap API, 158
- hwloc\_bitmap\_alloc\_full
  - The bitmap API, 159
- hwloc\_bitmap\_and
  - The bitmap API, 159
- hwloc\_bitmap\_andnot
  - The bitmap API, 159
- hwloc\_bitmap\_asprintf
  - The bitmap API, 159
- hwloc\_bitmap\_clr
  - The bitmap API, 159
- hwloc\_bitmap\_clr\_range
  - The bitmap API, 159
- hwloc\_bitmap\_compare
  - The bitmap API, 160
- hwloc\_bitmap\_compare\_first
  - The bitmap API, 160
- hwloc\_bitmap\_copy
  - The bitmap API, 160
- hwloc\_bitmap\_dup
  - The bitmap API, 161
- hwloc\_bitmap\_fill
  - The bitmap API, 161
- hwloc\_bitmap\_first
  - The bitmap API, 161
- hwloc\_bitmap\_first\_unset

- The bitmap API, [161](#)
- hwloc\_bitmap\_foreach\_begin
  - The bitmap API, [158](#)
- hwloc\_bitmap\_foreach\_end
  - The bitmap API, [158](#)
- hwloc\_bitmap\_free
  - The bitmap API, [161](#)
- hwloc\_bitmap\_from\_ith\_ulong
  - The bitmap API, [161](#)
- hwloc\_bitmap\_from\_ulong
  - The bitmap API, [161](#)
- hwloc\_bitmap\_from\_ulongs
  - The bitmap API, [162](#)
- hwloc\_bitmap\_intersects
  - The bitmap API, [162](#)
- hwloc\_bitmap\_isequal
  - The bitmap API, [162](#)
- hwloc\_bitmap\_isfull
  - The bitmap API, [162](#)
- hwloc\_bitmap\_isincluded
  - The bitmap API, [162](#)
- hwloc\_bitmap\_isset
  - The bitmap API, [163](#)
- hwloc\_bitmap\_iszero
  - The bitmap API, [163](#)
- hwloc\_bitmap\_last
  - The bitmap API, [163](#)
- hwloc\_bitmap\_last\_unset
  - The bitmap API, [163](#)
- hwloc\_bitmap\_list\_asprintf
  - The bitmap API, [163](#)
- hwloc\_bitmap\_list\_snprintf
  - The bitmap API, [164](#)
- hwloc\_bitmap\_list\_sscanf
  - The bitmap API, [164](#)
- hwloc\_bitmap\_next
  - The bitmap API, [164](#)
- hwloc\_bitmap\_next\_unset
  - The bitmap API, [165](#)
- hwloc\_bitmap\_not
  - The bitmap API, [165](#)
- hwloc\_bitmap\_nr\_ulongs
  - The bitmap API, [165](#)
- hwloc\_bitmap\_only
  - The bitmap API, [165](#)
- hwloc\_bitmap\_or
  - The bitmap API, [165](#)
- hwloc\_bitmap\_set
  - The bitmap API, [166](#)
- hwloc\_bitmap\_set\_ith\_ulong
  - The bitmap API, [166](#)
- hwloc\_bitmap\_set\_range
  - The bitmap API, [166](#)
- hwloc\_bitmap\_singlify
  - The bitmap API, [166](#)
- hwloc\_bitmap\_singlify\_per\_core
  - Finding objects, miscellaneous helpers, [147](#)
- hwloc\_bitmap\_snprintf
  - The bitmap API, [166](#)
- hwloc\_bitmap\_sscanf
  - The bitmap API, [167](#)
- hwloc\_bitmap\_t
  - The bitmap API, [158](#)
- hwloc\_bitmap\_taskset\_asprintf
  - The bitmap API, [167](#)
- hwloc\_bitmap\_taskset\_snprintf
  - The bitmap API, [167](#)
- hwloc\_bitmap\_taskset\_sscanf
  - The bitmap API, [168](#)
- hwloc\_bitmap\_to\_ith\_ulong
  - The bitmap API, [168](#)
- hwloc\_bitmap\_to\_ulong
  - The bitmap API, [168](#)
- hwloc\_bitmap\_to\_ulongs
  - The bitmap API, [168](#)
- hwloc\_bitmap\_weight
  - The bitmap API, [168](#)
- hwloc\_bitmap\_xor
  - The bitmap API, [168](#)
- hwloc\_bitmap\_zero
  - The bitmap API, [169](#)
- hwloc\_bridge\_covers\_pcibus
  - Finding I/O objects, [154](#)
- hwloc\_cl\_device\_pci\_bus\_info\_khr, [234](#)
  - pci\_bus, [235](#)
  - pci\_device, [235](#)
  - pci\_domain, [235](#)
  - pci\_function, [235](#)
- hwloc\_cl\_device\_topology\_amd, [235](#)
  - bus, [235](#)
  - data, [235](#)
  - device, [235](#)
  - function, [235](#)
  - pcie, [236](#)
  - raw, [236](#)
  - type, [236](#)
  - unused, [236](#)
- hwloc\_compare\_types
  - Object Types, [97](#)
- hwloc\_component, [236](#)
  - abi, [236](#)
  - data, [236](#)
  - finalize, [236](#)
  - flags, [237](#)
  - init, [237](#)
  - type, [237](#)
- HWLOC\_COMPONENT\_ABI
  - API version, [91](#)



- HWLOC\_COMPONENT\_TYPE\_DISC
  - Components and Plugins: Generic components, [223](#)
- hwloc\_component\_type\_e
  - Components and Plugins: Generic components, [222](#)
- hwloc\_component\_type\_t
  - Components and Plugins: Generic components, [222](#)
- HWLOC\_COMPONENT\_TYPE\_XML
  - Components and Plugins: Generic components, [223](#)
- hwloc\_const\_bitmap\_t
  - The bitmap API, [158](#)
- hwloc\_const\_cpuset\_t
  - Object Sets (hwloc\_cpuset\_t and hwloc\_nodeset\_t), [92](#)
- hwloc\_const\_nodeset\_t
  - Object Sets (hwloc\_cpuset\_t and hwloc\_nodeset\_t), [92](#)
- hwloc\_cpupbind\_flags\_t
  - CPU binding, [109](#)
- HWLOC\_CPUBIND\_NOMEMBIND
  - CPU binding, [110](#)
- HWLOC\_CPUBIND\_PROCESS
  - CPU binding, [109](#)
- HWLOC\_CPUBIND\_STRICT
  - CPU binding, [110](#)
- HWLOC\_CPUBIND\_THREAD
  - CPU binding, [109](#)
- hwloc\_cpukinds\_get\_by\_cpuset
  - Kinds of CPU cores, [193](#)
- hwloc\_cpukinds\_get\_info
  - Kinds of CPU cores, [193](#)
- hwloc\_cpukinds\_get\_nr
  - Kinds of CPU cores, [193](#)
- hwloc\_cpukinds\_register
  - Kinds of CPU cores, [194](#)
- hwloc\_cpuset\_from\_glibc\_sched\_affinity
  - Interoperability with glibc sched affinity, [200](#)
- hwloc\_cpuset\_from\_linux\_libnuma\_bitmask
  - Interoperability with Linux libnuma bitmask, [198](#)
- hwloc\_cpuset\_from\_linux\_libnuma\_ulong
  - Interoperability with Linux libnuma unsigned long masks, [196](#)
- hwloc\_cpuset\_from\_nodeset
  - Converting between CPU sets and node sets, [153](#)
- hwloc\_cpuset\_t
  - Object Sets (hwloc\_cpuset\_t and hwloc\_nodeset\_t), [92](#)
- hwloc\_cpuset\_to\_glibc\_sched\_affinity
  - Interoperability with glibc sched affinity, [201](#)
- hwloc\_cpuset\_to\_linux\_libnuma\_bitmask
  - Interoperability with Linux libnuma bitmask, [198](#)
- hwloc\_cpuset\_to\_linux\_libnuma\_ulong
  - Interoperability with Linux libnuma unsigned long masks, [197](#)
- hwloc\_cpuset\_to\_nodeset
  - Converting between CPU sets and node sets, [154](#)
- hwloc\_cuda\_get\_device\_cpuset
  - Interoperability with the CUDA Driver API, [203](#)
- hwloc\_cuda\_get\_device\_osdev
  - Interoperability with the CUDA Driver API, [203](#)
- hwloc\_cuda\_get\_device\_osdev\_by\_index
  - Interoperability with the CUDA Driver API, [204](#)
- hwloc\_cuda\_get\_device\_pci\_ids
  - Interoperability with the CUDA Driver API, [204](#)
- hwloc\_cuda\_get\_device\_pcidev
  - Interoperability with the CUDA Driver API, [204](#)
- hwloc\_cudart\_get\_device\_cpuset
  - Interoperability with the CUDA Runtime API, [205](#)
- hwloc\_cudart\_get\_device\_osdev\_by\_index
  - Interoperability with the CUDA Runtime API, [205](#)
- hwloc\_cudart\_get\_device\_pci\_ids
  - Interoperability with the CUDA Runtime API, [206](#)
- hwloc\_cudart\_get\_device\_pcidev
  - Interoperability with the CUDA Runtime API, [206](#)
- hwloc\_disc\_component, [237](#)
  - enabled\_by\_default, [238](#)
  - excluded\_phases, [238](#)
  - instantiate, [238](#)
  - name, [238](#)
  - phases, [238](#)
  - priority, [238](#)
- HWLOC\_DISC\_PHASE\_ANNOTATE
  - Components and Plugins: Discovery components and backends, [221](#)
- HWLOC\_DISC\_PHASE\_CPU
  - Components and Plugins: Discovery components and backends, [221](#)
- hwloc\_disc\_phase\_e
  - Components and Plugins: Discovery components and backends, [221](#)
- HWLOC\_DISC\_PHASE\_GLOBAL
  - Components and Plugins: Discovery components and backends, [221](#)
- HWLOC\_DISC\_PHASE\_IO
  - Components and Plugins: Discovery components and backends, [221](#)
- HWLOC\_DISC\_PHASE\_MEMORY
  - Components and Plugins: Discovery components and backends, [221](#)
- HWLOC\_DISC\_PHASE\_MISC
  - Components and Plugins: Discovery components and backends, [221](#)
- HWLOC\_DISC\_PHASE\_PCI
  - Components and Plugins: Discovery components and backends, [221](#)
- hwloc\_disc\_phase\_t
  - Components and Plugins: Discovery components and backends, [221](#)
- HWLOC\_DISC\_PHASE\_TWEAK



- Components and Plugins: Discovery components and backends, [221](#)
- hwloc\_disc\_status, [238](#)
  - excluded\_phases, [239](#)
  - flags, [239](#)
  - phase, [239](#)
- hwloc\_disc\_status\_flag\_e
  - Components and Plugins: Discovery components and backends, [221](#)
- HWLOC\_DISC\_STATUS\_FLAG\_GOT\_ALLOWED\_RESOURCESkind, [240](#)
  - Components and Plugins: Discovery components and backends, [221](#)
- hwloc\_distances\_add\_commit
  - Add distances between objects, [180](#)
- hwloc\_distances\_add\_create
  - Add distances between objects, [180](#)
- hwloc\_distances\_add\_flag\_e
  - Add distances between objects, [179](#)
- HWLOC\_DISTANCES\_ADD\_FLAG\_GROUP
  - Add distances between objects, [179](#)
- HWLOC\_DISTANCES\_ADD\_FLAG\_GROUP\_INACCURATE
  - Add distances between objects, [179](#)
- hwloc\_distances\_add\_handle\_t
  - Add distances between objects, [179](#)
- hwloc\_distances\_add\_values
  - Add distances between objects, [180](#)
- hwloc\_distances\_get
  - Retrieve distances between objects, [175](#)
- hwloc\_distances\_get\_by\_depth
  - Retrieve distances between objects, [176](#)
- hwloc\_distances\_get\_by\_name
  - Retrieve distances between objects, [176](#)
- hwloc\_distances\_get\_by\_type
  - Retrieve distances between objects, [176](#)
- hwloc\_distances\_get\_name
  - Retrieve distances between objects, [177](#)
- hwloc\_distances\_kind\_e
  - Retrieve distances between objects, [174](#)
- HWLOC\_DISTANCES\_KIND\_FROM\_OS
  - Retrieve distances between objects, [174](#)
- HWLOC\_DISTANCES\_KIND\_FROM\_USER
  - Retrieve distances between objects, [174](#)
- HWLOC\_DISTANCES\_KIND\_HETEROGENEOUS\_TYPES
  - Retrieve distances between objects, [175](#)
- HWLOC\_DISTANCES\_KIND\_MEANS\_BANDWIDTH
  - Retrieve distances between objects, [174](#)
- HWLOC\_DISTANCES\_KIND\_MEANS\_LATENCY
  - Retrieve distances between objects, [174](#)
- hwloc\_distances\_obj\_index
  - Helpers for consulting distance matrices, [178](#)
- hwloc\_distances\_obj\_pair\_values
  - Helpers for consulting distance matrices, [178](#)
- hwloc\_distances\_release
  - Retrieve distances between objects, [177](#)
- hwloc\_distances\_release\_remove
  - Remove distances between objects, [181](#)
- hwloc\_distances\_remove
  - Remove distances between objects, [181](#)
- hwloc\_distances\_remove\_by\_depth
  - Remove distances between objects, [181](#)
- hwloc\_distances\_remove\_by\_type
  - Remove distances between objects, [182](#)
- hwloc\_distances\_s, [239](#)
  - nbobjs, [240](#)
  - objs, [240](#)
  - values, [240](#)
- hwloc\_distances\_transform
  - Retrieve distances between objects, [177](#)
- hwloc\_distances\_transform\_e
  - Retrieve distances between objects, [175](#)
- HWLOC\_DISTANCES\_TRANSFORM\_LINKS
  - Retrieve distances between objects, [175](#)
- HWLOC\_DISTANCES\_TRANSFORM\_MERGE\_SWITCH\_PORTS
  - Retrieve distances between objects, [175](#)
- HWLOC\_DISTANCES\_TRANSFORM\_REMOVE\_NULL
  - Retrieve distances between objects, [175](#)
- HWLOC\_DISTANCES\_TRANSFORM\_TRANSITIVE\_CLOSURE
  - Retrieve distances between objects, [175](#)
- hwloc\_distrib
  - Distributing items over a topology, [150](#)
- HWLOC\_DISTRIB\_FLAG\_REVERSE
  - Distributing items over a topology, [150](#)
- hwloc\_distrib\_flags\_e
  - Distributing items over a topology, [150](#)
- hwloc\_export\_obj\_userdata
  - Exporting Topologies to XML, [170](#)
- hwloc\_export\_obj\_userdata\_base64
  - Exporting Topologies to XML, [170](#)
- hwloc\_filter\_check\_keep\_object
  - Components and Plugins: Filtering objects, [226](#)
- hwloc\_filter\_check\_keep\_object\_type
  - Components and Plugins: Filtering objects, [226](#)
- hwloc\_filter\_check\_osdev\_subtype\_important
  - Components and Plugins: Filtering objects, [226](#)
- hwloc\_filter\_check\_pcidev\_subtype\_important
  - Components and Plugins: Filtering objects, [226](#)
- hwloc\_free
  - Memory binding, [117](#)
- hwloc\_free\_xmlbuffer
  - Exporting Topologies to XML, [170](#)
- hwloc\_get\_ancestor\_obj\_by\_depth
  - Looking at Ancestor and Child Objects, [144](#)
- hwloc\_get\_ancestor\_obj\_by\_type
  - Looking at Ancestor and Child Objects, [144](#)
- hwloc\_get\_api\_version
  - API version, [92](#)
- hwloc\_get\_area\_membind

- Memory binding, [117](#)
- `hwloc_get_area_memlocation`
  - Memory binding, [118](#)
- `hwloc_get_cache_covering_cpuset`
  - Looking at Cache Objects, [146](#)
- `hwloc_get_cache_type_depth`
  - Looking at Cache Objects, [146](#)
- `hwloc_get_child_covering_cpuset`
  - Finding Objects covering at least CPU set, [142](#)
- `hwloc_get_closest_objs`
  - Finding objects, miscellaneous helpers, [147](#)
- `hwloc_get_common_ancestor_obj`
  - Looking at Ancestor and Child Objects, [145](#)
- `hwloc_get_cpubind`
  - CPU binding, [110](#)
- `hwloc_get_depth_type`
  - Object levels, depths and types, [101](#)
- `hwloc_get_first_largest_obj_inside_cpuset`
  - Finding Objects inside a CPU set, [139](#)
- `hwloc_get_largest_objs_inside_cpuset`
  - Finding Objects inside a CPU set, [139](#)
- `hwloc_get_last_cpu_location`
  - CPU binding, [110](#)
- `hwloc_get_local_numanode_objs`
  - Comparing memory node attributes for finding where to allocate on, [185](#)
- `hwloc_get_membind`
  - Memory binding, [118](#)
- `hwloc_get_memory_parents_depth`
  - Object levels, depths and types, [101](#)
- `hwloc_get_nbobjs_by_depth`
  - Object levels, depths and types, [102](#)
- `hwloc_get_nbobjs_by_type`
  - Object levels, depths and types, [102](#)
- `hwloc_get_nbobjs_inside_cpuset_by_depth`
  - Finding Objects inside a CPU set, [139](#)
- `hwloc_get_nbobjs_inside_cpuset_by_type`
  - Finding Objects inside a CPU set, [140](#)
- `hwloc_get_next_bridge`
  - Finding I/O objects, [154](#)
- `hwloc_get_next_child`
  - Looking at Ancestor and Child Objects, [145](#)
- `hwloc_get_next_obj_by_depth`
  - Object levels, depths and types, [102](#)
- `hwloc_get_next_obj_by_type`
  - Object levels, depths and types, [102](#)
- `hwloc_get_next_obj_covering_cpuset_by_depth`
  - Finding Objects covering at least CPU set, [143](#)
- `hwloc_get_next_obj_covering_cpuset_by_type`
  - Finding Objects covering at least CPU set, [143](#)
- `hwloc_get_next_obj_inside_cpuset_by_depth`
  - Finding Objects inside a CPU set, [140](#)
- `hwloc_get_next_obj_inside_cpuset_by_type`
  - Finding Objects inside a CPU set, [140](#)
- `hwloc_get_next_osdev`
  - Finding I/O objects, [155](#)
- `hwloc_get_next_pcidev`
  - Finding I/O objects, [155](#)
- `hwloc_get_non_io_ancestor_obj`
  - Finding I/O objects, [155](#)
- `hwloc_get_numanode_obj_by_os_index`
  - Finding objects, miscellaneous helpers, [148](#)
- `hwloc_get_obj_below_array_by_type`
  - Finding objects, miscellaneous helpers, [148](#)
- `hwloc_get_obj_below_by_type`
  - Finding objects, miscellaneous helpers, [148](#)
- `hwloc_get_obj_by_depth`
  - Object levels, depths and types, [103](#)
- `hwloc_get_obj_by_type`
  - Object levels, depths and types, [103](#)
- `hwloc_get_obj_covering_cpuset`
  - Finding Objects covering at least CPU set, [143](#)
- `hwloc_get_obj_index_inside_cpuset`
  - Finding Objects inside a CPU set, [141](#)
- `hwloc_get_obj_inside_cpuset_by_depth`
  - Finding Objects inside a CPU set, [141](#)
- `hwloc_get_obj_inside_cpuset_by_type`
  - Finding Objects inside a CPU set, [142](#)
- `hwloc_get_obj_with_same_locality`
  - Finding objects, miscellaneous helpers, [149](#)
- `hwloc_get_pcidev_by_busid`
  - Finding I/O objects, [155](#)
- `hwloc_get_pcidev_by_busidstring`
  - Finding I/O objects, [156](#)
- `hwloc_get_proc_cpubind`
  - CPU binding, [111](#)
- `hwloc_get_proc_last_cpu_location`
  - CPU binding, [111](#)
- `hwloc_get_proc_membind`
  - Memory binding, [119](#)
- `hwloc_get_pu_obj_by_os_index`
  - Finding objects, miscellaneous helpers, [149](#)
- `hwloc_get_root_obj`
  - Object levels, depths and types, [103](#)
- `hwloc_get_shared_cache_covering_obj`
  - Looking at Cache Objects, [146](#)
- `hwloc_get_thread_cpubind`
  - CPU binding, [111](#)
- `hwloc_get_type_depth`
  - Object levels, depths and types, [103](#)
- `hwloc_get_type_depth_e`
  - Object levels, depths and types, [101](#)
- `hwloc_get_type_or_above_depth`
  - Object levels, depths and types, [104](#)
- `hwloc_get_type_or_below_depth`
  - Object levels, depths and types, [104](#)
- `hwloc_gl_get_display_by_osdev`
  - Interoperability with OpenGL displays, [211](#)

- hwloc\_gl\_get\_display\_osdev\_by\_name
  - Interoperability with OpenGL displays, [212](#)
- hwloc\_gl\_get\_display\_osdev\_by\_port\_device
  - Interoperability with OpenGL displays, [212](#)
- hwloc\_hide\_errors
  - Components and Plugins: Core functions to be used by components, [224](#)
- hwloc\_ibv\_get\_device\_cpuset
  - Interoperability with OpenFabrics, [213](#)
- hwloc\_ibv\_get\_device\_osdev
  - Interoperability with OpenFabrics, [213](#)
- hwloc\_ibv\_get\_device\_osdev\_by\_name
  - Interoperability with OpenFabrics, [213](#)
- hwloc\_info\_s, [241](#)
  - name, [241](#)
  - value, [241](#)
- hwloc\_insert\_object\_by\_parent
  - Components and Plugins: Core functions to be used by components, [224](#)
- hwloc\_levelzero\_get\_device\_cpuset
  - Interoperability with the oneAPI Level Zero interface., [209](#)
- hwloc\_levelzero\_get\_device\_osdev
  - Interoperability with the oneAPI Level Zero interface., [210](#)
- hwloc\_levelzero\_get\_sysman\_device\_cpuset
  - Interoperability with the oneAPI Level Zero interface., [210](#)
- hwloc\_levelzero\_get\_sysman\_device\_osdev
  - Interoperability with the oneAPI Level Zero interface., [211](#)
- hwloc\_linux\_get\_tid\_cpupbind
  - Linux-specific helpers, [195](#)
- hwloc\_linux\_get\_tid\_last\_cpu\_location
  - Linux-specific helpers, [195](#)
- hwloc\_linux\_read\_path\_as\_cpumask
  - Linux-specific helpers, [195](#)
- hwloc\_linux\_set\_tid\_cpupbind
  - Linux-specific helpers, [195](#)
- HWLOC\_LOCAL\_NUMANODE\_FLAG\_ALL
  - Comparing memory node attributes for finding where to allocate on, [184](#)
- hwloc\_local\_numanode\_flag\_e
  - Comparing memory node attributes for finding where to allocate on, [183](#)
- HWLOC\_LOCAL\_NUMANODE\_FLAG\_LARGER\_LOCALITY
  - Comparing memory node attributes for finding where to allocate on, [184](#)
- HWLOC\_LOCAL\_NUMANODE\_FLAG\_SMALLER\_LOCALITY
  - Comparing memory node attributes for finding where to allocate on, [184](#)
- hwloc\_location, [241](#)
  - location, [242](#)
  - type, [242](#)
- hwloc\_location::hwloc\_location\_u, [242](#)
  - cpuset, [242](#)
  - object, [242](#)
- HWLOC\_LOCATION\_TYPE\_CPUSSET
  - Comparing memory node attributes for finding where to allocate on, [184](#)
- hwloc\_location\_type\_e
  - Comparing memory node attributes for finding where to allocate on, [184](#)
- HWLOC\_LOCATION\_TYPE\_OBJECT
  - Comparing memory node attributes for finding where to allocate on, [184](#)
- hwloc\_memattr\_flag\_e
  - Managing memory attributes, [190](#)
- HWLOC\_MEMATTR\_FLAG\_HIGHER\_FIRST
  - Managing memory attributes, [190](#)
- HWLOC\_MEMATTR\_FLAG\_LOWER\_FIRST
  - Managing memory attributes, [190](#)
- HWLOC\_MEMATTR\_FLAG\_NEED\_INITIATOR
  - Managing memory attributes, [190](#)
- hwloc\_memattr\_get\_best\_initiator
  - Comparing memory node attributes for finding where to allocate on, [186](#)
- hwloc\_memattr\_get\_best\_target
  - Comparing memory node attributes for finding where to allocate on, [186](#)
- hwloc\_memattr\_get\_by\_name
  - Comparing memory node attributes for finding where to allocate on, [187](#)
- hwloc\_memattr\_get\_flags
  - Managing memory attributes, [191](#)
- hwloc\_memattr\_get\_initiators
  - Comparing memory node attributes for finding where to allocate on, [187](#)
- hwloc\_memattr\_get\_name
  - Managing memory attributes, [191](#)
- hwloc\_memattr\_get\_targets
  - Comparing memory node attributes for finding where to allocate on, [188](#)
- hwloc\_memattr\_get\_value
  - Comparing memory node attributes for finding where to allocate on, [188](#)
- HWLOC\_MEMATTR\_ID\_BANDWIDTH
  - Comparing memory node attributes for finding where to allocate on, [185](#)
- HWLOC\_MEMATTR\_ID\_CAPACITY
  - Comparing memory node attributes for finding where to allocate on, [184](#)
- hwloc\_memattr\_id\_e
  - Comparing memory node attributes for finding where to allocate on, [184](#)
- HWLOC\_MEMATTR\_ID\_LATENCY
  - Comparing memory node attributes for finding where to allocate on, [185](#)

- HWLOC\_MEMATTR\_ID\_LOCALITY
  - Comparing memory node attributes for finding where to allocate on, [184](#)
- HWLOC\_MEMATTR\_ID\_READ\_BANDWIDTH
  - Comparing memory node attributes for finding where to allocate on, [185](#)
- HWLOC\_MEMATTR\_ID\_READ\_LATENCY
  - Comparing memory node attributes for finding where to allocate on, [185](#)
- hwloc\_memattr\_id\_t
  - Comparing memory node attributes for finding where to allocate on, [183](#)
- HWLOC\_MEMATTR\_ID\_WRITE\_BANDWIDTH
  - Comparing memory node attributes for finding where to allocate on, [185](#)
- HWLOC\_MEMATTR\_ID\_WRITE\_LATENCY
  - Comparing memory node attributes for finding where to allocate on, [185](#)
- hwloc\_memattr\_register
  - Managing memory attributes, [191](#)
- hwloc\_memattr\_set\_value
  - Managing memory attributes, [191](#)
- HWLOC\_MEMBIND\_BIND
  - Memory binding, [116](#)
- HWLOC\_MEMBIND\_BYNODESET
  - Memory binding, [115](#)
- HWLOC\_MEMBIND\_DEFAULT
  - Memory binding, [115](#)
- HWLOC\_MEMBIND\_FIRSTTOUCH
  - Memory binding, [115](#)
- hwloc\_membind\_flags\_t
  - Memory binding, [114](#)
- HWLOC\_MEMBIND\_INTERLEAVE
  - Memory binding, [116](#)
- HWLOC\_MEMBIND\_MIGRATE
  - Memory binding, [115](#)
- HWLOC\_MEMBIND\_MIXED
  - Memory binding, [116](#)
- HWLOC\_MEMBIND\_NEXTTOUCH
  - Memory binding, [116](#)
- HWLOC\_MEMBIND\_NOCPUBIND
  - Memory binding, [115](#)
- hwloc\_membind\_policy\_t
  - Memory binding, [115](#)
- HWLOC\_MEMBIND\_PROCESS
  - Memory binding, [115](#)
- HWLOC\_MEMBIND\_STRICT
  - Memory binding, [115](#)
- HWLOC\_MEMBIND\_THREAD
  - Memory binding, [115](#)
- HWLOC\_MEMBIND\_WEIGHTED\_INTERLEAVE
  - Memory binding, [116](#)
- hwloc\_nodeseq\_from\_linux\_libnuma\_bitmask
  - Interoperability with Linux libnuma bitmask, [198](#)
- hwloc\_nodeseq\_from\_linux\_libnuma\_ulongs
  - Interoperability with Linux libnuma unsigned long masks, [197](#)
- hwloc\_nodeseq\_t
  - Object Sets (hwloc\_cpuset\_t and hwloc\_nodeseq\_t), [92](#)
- hwloc\_nodeseq\_to\_linux\_libnuma\_bitmask
  - Interoperability with Linux libnuma bitmask, [199](#)
- hwloc\_nodeseq\_to\_linux\_libnuma\_ulongs
  - Interoperability with Linux libnuma unsigned long masks, [197](#)
- hwloc\_nvml\_get\_device\_cpuset
  - Interoperability with the NVIDIA Management Library, [207](#)
- hwloc\_nvml\_get\_device\_osdev
  - Interoperability with the NVIDIA Management Library, [207](#)
- hwloc\_nvml\_get\_device\_osdev\_by\_index
  - Interoperability with the NVIDIA Management Library, [207](#)
- hwloc\_obj, [244](#)
  - arity, [245](#)
  - attr, [245](#)
  - children, [245](#)
  - complete\_cpuset, [245](#)
  - complete\_nodeseq, [245](#)
  - cpuset, [245](#)
  - depth, [246](#)
  - first\_child, [246](#)
  - gp\_index, [246](#)
  - infos, [246](#)
  - infos\_count, [246](#)
  - io\_arity, [246](#)
  - io\_first\_child, [246](#)
  - last\_child, [246](#)
  - logical\_index, [247](#)
  - memory\_arity, [247](#)
  - memory\_first\_child, [247](#)
  - misc\_arity, [247](#)
  - misc\_first\_child, [247](#)
  - name, [247](#)
  - next\_cousin, [247](#)
  - next\_sibling, [247](#)
  - nodeseq, [247](#)
  - os\_index, [248](#)
  - parent, [248](#)
  - prev\_cousin, [248](#)
  - prev\_sibling, [248](#)
  - sibling\_rank, [248](#)
  - subtype, [248](#)
  - symmetric\_subtree, [248](#)
  - total\_memory, [248](#)
  - type, [249](#)
  - userdata, [249](#)

- hwloc\_obj\_add\_children\_sets
  - Components and Plugins: Core functions to be used by components, [225](#)
- hwloc\_obj\_add\_info
  - Consulting and Adding Info Attributes, [107](#)
- hwloc\_obj\_add\_other\_obj\_sets
  - Modifying a loaded Topology, [133](#)
- hwloc\_obj\_attr\_snprintf
  - Converting between Object Types and Attributes, and Strings, [105](#)
- hwloc\_obj\_attr\_u, [249](#)
  - bridge, [249](#)
  - cache, [249](#)
  - group, [249](#)
  - numanode, [250](#)
  - osdev, [250](#)
  - pcidev, [250](#)
- hwloc\_obj\_attr\_u::hwloc\_bridge\_attr\_s, [232](#)
  - depth, [233](#)
  - domain, [233](#)
  - downstream, [233](#)
  - downstream\_type, [233](#)
  - pci, [233](#)
  - secondary\_bus, [233](#)
  - subordinate\_bus, [233](#)
  - upstream, [233](#)
  - upstream\_type, [233](#)
- hwloc\_obj\_attr\_u::hwloc\_cache\_attr\_s, [234](#)
  - associativity, [234](#)
  - depth, [234](#)
  - linesize, [234](#)
  - size, [234](#)
  - type, [234](#)
- hwloc\_obj\_attr\_u::hwloc\_group\_attr\_s, [240](#)
  - depth, [240](#)
  - dont\_merge, [240](#)
  - kind, [241](#)
  - subkind, [241](#)
- hwloc\_obj\_attr\_u::hwloc\_numanode\_attr\_s, [243](#)
  - local\_memory, [243](#)
  - page\_types, [243](#)
  - page\_types\_len, [243](#)
- hwloc\_obj\_attr\_u::hwloc\_numanode\_attr\_s::hwloc\_memory\_page\_type\_s, [242](#)
  - count, [243](#)
  - size, [243](#)
- hwloc\_obj\_attr\_u::hwloc\_osdev\_attr\_s, [250](#)
  - type, [250](#)
- hwloc\_obj\_attr\_u::hwloc\_pcidev\_attr\_s, [250](#)
  - bus, [251](#)
  - class\_id, [251](#)
  - dev, [251](#)
  - device\_id, [251](#)
  - domain, [251](#)
  - func, [251](#)
  - linkspeed, [251](#)
  - revision, [251](#)
  - subdevice\_id, [251](#)
  - subvendor\_id, [251](#)
  - vendor\_id, [252](#)
- HWLOC\_OBJ\_BRIDGE
  - Object Types, [96](#)
- HWLOC\_OBJ\_BRIDGE\_HOST
  - Object Types, [94](#)
- HWLOC\_OBJ\_BRIDGE\_PCI
  - Object Types, [94](#)
- hwloc\_obj\_bridge\_type\_e
  - Object Types, [94](#)
- hwloc\_obj\_bridge\_type\_t
  - Object Types, [93](#)
- HWLOC\_OBJ\_CACHE\_DATA
  - Object Types, [94](#)
- HWLOC\_OBJ\_CACHE\_INSTRUCTION
  - Object Types, [94](#)
- hwloc\_obj\_cache\_type\_e
  - Object Types, [94](#)
- hwloc\_obj\_cache\_type\_t
  - Object Types, [93](#)
- HWLOC\_OBJ\_CACHE\_UNIFIED
  - Object Types, [94](#)
- HWLOC\_OBJ\_CORE
  - Object Types, [95](#)
- HWLOC\_OBJ\_DIE
  - Object Types, [96](#)
- hwloc\_obj\_get\_info\_by\_name
  - Consulting and Adding Info Attributes, [107](#)
- HWLOC\_OBJ\_GROUP
  - Object Types, [95](#)
- hwloc\_obj\_is\_in\_subtree
  - Looking at Ancestor and Child Objects, [145](#)
- HWLOC\_OBJ\_L1CACHE
  - Object Types, [95](#)
- HWLOC\_OBJ\_L1ICACHE
  - Object Types, [95](#)
- HWLOC\_OBJ\_L2CACHE
  - Object Types, [95](#)
- HWLOC\_OBJ\_L2ICACHE
  - Object Types, [95](#)
- HWLOC\_OBJ\_L3CACHE
  - Object Types, [95](#)
- HWLOC\_OBJ\_L3ICACHE
  - Object Types, [95](#)
- HWLOC\_OBJ\_L4CACHE
  - Object Types, [95](#)
- HWLOC\_OBJ\_L5CACHE
  - Object Types, [95](#)
- HWLOC\_OBJ\_MACHINE
  - Object Types, [95](#)

- HWLOC\_OBJ\_MEMCACHE
  - Object Types, [96](#)
- HWLOC\_OBJ\_MISC
  - Object Types, [96](#)
- HWLOC\_OBJ\_NUMANODE
  - Object Types, [96](#)
- HWLOC\_OBJ\_OS\_DEVICE
  - Object Types, [96](#)
- HWLOC\_OBJ\_OSDEV\_BLOCK
  - Object Types, [94](#)
- HWLOC\_OBJ\_OSDEV\_COPROC
  - Object Types, [94](#)
- HWLOC\_OBJ\_OSDEV\_DMA
  - Object Types, [94](#)
- HWLOC\_OBJ\_OSDEV\_GPU
  - Object Types, [94](#)
- HWLOC\_OBJ\_OSDEV\_NETWORK
  - Object Types, [94](#)
- HWLOC\_OBJ\_OSDEV\_OPENFABRICS
  - Object Types, [94](#)
- hwloc\_obj\_osdev\_type\_e
  - Object Types, [94](#)
- hwloc\_obj\_osdev\_type\_t
  - Object Types, [94](#)
- HWLOC\_OBJ\_PACKAGE
  - Object Types, [95](#)
- HWLOC\_OBJ\_PCI\_DEVICE
  - Object Types, [96](#)
- HWLOC\_OBJ\_PU
  - Object Types, [95](#)
- hwloc\_obj\_set\_subtype
  - Consulting and Adding Info Attributes, [108](#)
- hwloc\_obj\_t
  - Object Structure and Attributes, [97](#)
- hwloc\_obj\_type\_is\_cache
  - Kinds of object Type, [137](#)
- hwloc\_obj\_type\_is\_dcache
  - Kinds of object Type, [137](#)
- hwloc\_obj\_type\_is\_icache
  - Kinds of object Type, [138](#)
- hwloc\_obj\_type\_is\_io
  - Kinds of object Type, [138](#)
- hwloc\_obj\_type\_is\_memory
  - Kinds of object Type, [138](#)
- hwloc\_obj\_type\_is\_normal
  - Kinds of object Type, [138](#)
- hwloc\_obj\_type\_snprintf
  - Converting between Object Types and Attributes, and Strings, [105](#)
- hwloc\_obj\_type\_string
  - Converting between Object Types and Attributes, and Strings, [106](#)
- hwloc\_obj\_type\_t
  - Object Types, [95](#)
- hwloc\_opencl\_get\_device\_cpuset
  - Interoperability with OpenCL, [201](#)
- hwloc\_opencl\_get\_device\_osdev
  - Interoperability with OpenCL, [202](#)
- hwloc\_opencl\_get\_device\_osdev\_by\_index
  - Interoperability with OpenCL, [202](#)
- hwloc\_opencl\_get\_device\_pci\_busid
  - Interoperability with OpenCL, [202](#)
- hwloc\_pci\_find\_by\_busid
  - Components and Plugins: finding PCI objects during other discoveries, [228](#)
- hwloc\_pci\_find\_parent\_by\_busid
  - Components and Plugins: finding PCI objects during other discoveries, [228](#)
- hwloc\_pcidisc\_check\_bridge\_type
  - Components and Plugins: helpers for PCI discovery, [227](#)
- hwloc\_pcidisc\_find\_bridge\_buses
  - Components and Plugins: helpers for PCI discovery, [227](#)
- hwloc\_pcidisc\_find\_cap
  - Components and Plugins: helpers for PCI discovery, [227](#)
- hwloc\_pcidisc\_find\_linkspeed
  - Components and Plugins: helpers for PCI discovery, [227](#)
- hwloc\_pcidisc\_tree\_attach
  - Components and Plugins: helpers for PCI discovery, [227](#)
- hwloc\_pcidisc\_tree\_insert\_by\_busid
  - Components and Plugins: helpers for PCI discovery, [227](#)
- hwloc\_plugin\_check\_namespace
  - Components and Plugins: Generic components, [223](#)
- HWLOC\_RESTRICT\_FLAG\_ADAPT\_IO
  - Modifying a loaded Topology, [133](#)
- HWLOC\_RESTRICT\_FLAG\_ADAPT\_MISC
  - Modifying a loaded Topology, [133](#)
- HWLOC\_RESTRICT\_FLAG\_BYNODESET
  - Modifying a loaded Topology, [133](#)
- HWLOC\_RESTRICT\_FLAG\_REMOVE\_CPULESS
  - Modifying a loaded Topology, [133](#)
- HWLOC\_RESTRICT\_FLAG\_REMOVE\_MEMLESS
  - Modifying a loaded Topology, [133](#)
- hwloc\_restrict\_flags\_e
  - Modifying a loaded Topology, [133](#)
- hwloc\_rsmi\_get\_device\_cpuset
  - Interoperability with the ROCm SMI Management Library, [208](#)
- hwloc\_rsmi\_get\_device\_osdev
  - Interoperability with the ROCm SMI Management Library, [208](#)
- hwloc\_rsmi\_get\_device\_osdev\_by\_index



- Interoperability with the ROCm SMI Management Library, [209](#)
- hwloc\_set\_area\_mbind
  - Memory binding, [119](#)
- hwloc\_set\_cpubind
  - CPU binding, [112](#)
- hwloc\_set\_mbind
  - Memory binding, [120](#)
- hwloc\_set\_proc\_cpubind
  - CPU binding, [112](#)
- hwloc\_set\_proc\_mbind
  - Memory binding, [120](#)
- hwloc\_set\_thread\_cpubind
  - CPU binding, [112](#)
- hwloc\_shmem\_topology\_adopt
  - Sharing topologies between processes, [219](#)
- hwloc\_shmem\_topology\_get\_length
  - Sharing topologies between processes, [219](#)
- hwloc\_shmem\_topology\_write
  - Sharing topologies between processes, [220](#)
- HWLOC\_SHOW\_ALL\_ERRORS
  - Components and Plugins: Core functions to be used by components, [224](#)
- HWLOC\_SHOW\_CRITICAL\_ERRORS
  - Components and Plugins: Core functions to be used by components, [224](#)
- hwloc\_topology\_abi\_check
  - Topology Creation and Destruction, [98](#)
- hwloc\_topology\_alloc\_group\_object
  - Modifying a loaded Topology, [133](#)
- hwloc\_topology\_allow
  - Modifying a loaded Topology, [134](#)
- hwloc\_topology\_check
  - Topology Creation and Destruction, [98](#)
- HWLOC\_TOPOLOGY\_COMPONENTS\_FLAG\_BLACKLIST
  - Changing the Source of Topology Discovery, [121](#)
- hwloc\_topology\_components\_flag\_e
  - Changing the Source of Topology Discovery, [121](#)
- hwloc\_topology\_cpubind\_support, [252](#)
  - get\_proc\_cpubind, [252](#)
  - get\_proc\_last\_cpu\_location, [252](#)
  - get\_thisproc\_cpubind, [252](#)
  - get\_thisproc\_last\_cpu\_location, [252](#)
  - get\_thisthread\_cpubind, [253](#)
  - get\_thisthread\_last\_cpu\_location, [253](#)
  - get\_thread\_cpubind, [253](#)
  - set\_proc\_cpubind, [253](#)
  - set\_thisproc\_cpubind, [253](#)
  - set\_thisthread\_cpubind, [253](#)
  - set\_thread\_cpubind, [253](#)
- hwloc\_topology\_destroy
  - Topology Creation and Destruction, [99](#)
- hwloc\_topology\_diff\_apply
  - Topology differences, [216](#)
- hwloc\_topology\_diff\_apply\_flags\_e
  - Topology differences, [215](#)
- HWLOC\_TOPOLOGY\_DIFF\_APPLY\_REVERSE
  - Topology differences, [215](#)
- hwloc\_topology\_diff\_build
  - Topology differences, [216](#)
- hwloc\_topology\_diff\_destroy
  - Topology differences, [217](#)
- hwloc\_topology\_diff\_export\_xml
  - Topology differences, [217](#)
- hwloc\_topology\_diff\_export\_xmlbuffer
  - Topology differences, [217](#)
- hwloc\_topology\_diff\_load\_xml
  - Topology differences, [217](#)
- hwloc\_topology\_diff\_load\_xmlbuffer
  - Topology differences, [218](#)
- HWLOC\_TOPOLOGY\_DIFF\_OBJ\_ATTR
  - Topology differences, [216](#)
- HWLOC\_TOPOLOGY\_DIFF\_OBJ\_ATTR\_INFO
  - Topology differences, [215](#)
- HWLOC\_TOPOLOGY\_DIFF\_OBJ\_ATTR\_NAME
  - Topology differences, [215](#)
- HWLOC\_TOPOLOGY\_DIFF\_OBJ\_ATTR\_SIZE
  - Topology differences, [215](#)
- hwloc\_topology\_diff\_obj\_attr\_type\_e
  - Topology differences, [215](#)
- hwloc\_topology\_diff\_obj\_attr\_type\_t
  - Topology differences, [215](#)
- hwloc\_topology\_diff\_obj\_attr\_u, [256](#)
  - generic, [256](#)
  - string, [256](#)
  - uint64, [256](#)
- hwloc\_topology\_diff\_obj\_attr\_u::hwloc\_topology\_diff\_obj\_attr\_generic\_s, [254](#)
  - type, [254](#)
- hwloc\_topology\_diff\_obj\_attr\_u::hwloc\_topology\_diff\_obj\_attr\_string\_s, [255](#)
  - name, [255](#)
  - newvalue, [255](#)
  - oldvalue, [255](#)
  - type, [255](#)
- hwloc\_topology\_diff\_obj\_attr\_u::hwloc\_topology\_diff\_obj\_attr\_uint64\_s, [256](#)
  - index, [257](#)
  - newvalue, [257](#)
  - oldvalue, [257](#)
  - type, [257](#)
- hwloc\_topology\_diff\_t
  - Topology differences, [215](#)
- HWLOC\_TOPOLOGY\_DIFF\_TOO\_COMPLEX
  - Topology differences, [216](#)
- hwloc\_topology\_diff\_type\_e
  - Topology differences, [216](#)
- hwloc\_topology\_diff\_type\_t

- Topology differences, 215
- hwloc\_topology\_diff\_u, 258
  - generic, 258
  - obj\_attr, 258
  - too\_complex, 258
- hwloc\_topology\_diff\_u::hwloc\_topology\_diff\_generic\_s, 253
  - next, 254
  - type, 254
- hwloc\_topology\_diff\_u::hwloc\_topology\_diff\_obj\_attr\_s, 254
  - diff, 254
  - next, 254
  - obj\_depth, 254
  - obj\_index, 255
  - type, 255
- hwloc\_topology\_diff\_u::hwloc\_topology\_diff\_too\_complex\_s, 257
  - next, 257
  - obj\_depth, 257
  - obj\_index, 257
  - type, 257
- hwloc\_topology\_discovery\_support, 258
  - cpukind\_efficiency, 259
  - disallowed\_numa, 259
  - disallowed\_pu, 259
  - numa, 259
  - numa\_memory, 259
  - pu, 259
- hwloc\_topology\_dup
  - Topology Creation and Destruction, 99
- hwloc\_topology\_export\_synthetic
  - Exporting Topologies to Synthetic, 173
- HWLOC\_TOPOLOGY\_EXPORT\_SYNTHETIC\_FLAG\_IGNORE\_MEMORY
  - Exporting Topologies to Synthetic, 173
- HWLOC\_TOPOLOGY\_EXPORT\_SYNTHETIC\_FLAG\_NO\_ATTRS
  - Exporting Topologies to Synthetic, 173
- HWLOC\_TOPOLOGY\_EXPORT\_SYNTHETIC\_FLAG\_NO\_EXTENT
  - Exporting Topologies to Synthetic, 173
- HWLOC\_TOPOLOGY\_EXPORT\_SYNTHETIC\_FLAG\_V1
  - Exporting Topologies to Synthetic, 173
- hwloc\_topology\_export\_synthetic\_flags\_e
  - Exporting Topologies to Synthetic, 172
- hwloc\_topology\_export\_xml
  - Exporting Topologies to XML, 170
- HWLOC\_TOPOLOGY\_EXPORT\_XML\_FLAG\_V1
  - Exporting Topologies to XML, 169
- hwloc\_topology\_export\_xml\_flags\_e
  - Exporting Topologies to XML, 169
- hwloc\_topology\_export\_xmlbuffer
  - Exporting Topologies to XML, 171
- HWLOC\_TOPOLOGY\_FLAG\_DONT\_CHANGE\_BINDING
  - Topology Detection Configuration and Query, 127
- HWLOC\_TOPOLOGY\_FLAG\_IMPORT\_SUPPORT
  - Topology Detection Configuration and Query, 126
- HWLOC\_TOPOLOGY\_FLAG\_INCLUDE\_DISALLOWED
  - Topology Detection Configuration and Query, 125
- HWLOC\_TOPOLOGY\_FLAG\_IS\_THISSYSTEM
  - Topology Detection Configuration and Query, 125
- HWLOC\_TOPOLOGY\_FLAG\_NO\_CPUKINDS
  - Topology Detection Configuration and Query, 128
- HWLOC\_TOPOLOGY\_FLAG\_NO\_DISTANCES
  - Topology Detection Configuration and Query, 128
- HWLOC\_TOPOLOGY\_FLAG\_NO\_MEMATTRS
  - Topology Detection Configuration and Query, 128
- HWLOC\_TOPOLOGY\_FLAG\_RESTRICT\_TO\_CPUBINDING
  - Topology Detection Configuration and Query, 127
- HWLOC\_TOPOLOGY\_FLAG\_RESTRICT\_TO\_MEMBINDING
  - Topology Detection Configuration and Query, 127
- HWLOC\_TOPOLOGY\_FLAG\_THISSYSTEM\_ALLOWED\_RESOURCES
  - Topology Detection Configuration and Query, 126
- hwloc\_topology\_flags\_e
  - Topology Detection Configuration and Query, 124
- hwloc\_topology\_free\_group\_object
  - Modifying a loaded Topology, 134
- hwloc\_topology\_get\_allowed\_cpuset
  - CPU and node sets of entire topologies, 151
- hwloc\_topology\_get\_allowed\_nodeset
  - CPU and node sets of entire topologies, 151
- hwloc\_topology\_get\_complete\_cpuset
  - CPU and node sets of entire topologies, 152
- hwloc\_topology\_get\_complete\_nodeset
  - CPU and node sets of entire topologies, 152
- hwloc\_topology\_get\_default\_nodeset
  - Comparing memory node attributes for finding where to allocate on, 189
- hwloc\_topology\_get\_depth
  - Memory levels, depths and types, 104
- hwloc\_topology\_get\_flags
  - Topology Detection Configuration and Query, 129
- hwloc\_topology\_get\_support
  - Topology Detection Configuration and Query, 129
- hwloc\_topology\_get\_topology\_cpuset
  - CPU and node sets of entire topologies, 152
- hwloc\_topology\_get\_topology\_nodeset
  - CPU and node sets of entire topologies, 153
- hwloc\_topology\_get\_type\_filter
  - Topology Detection Configuration and Query, 129
- hwloc\_topology\_get\_userdata
  - Topology Detection Configuration and Query, 129
- hwloc\_topology\_init
  - Topology Creation and Destruction, 99
- hwloc\_topology\_insert\_group\_object
  - Modifying a loaded Topology, 134
- hwloc\_topology\_insert\_misc\_object
  - Modifying a loaded Topology, 135
- hwloc\_topology\_is\_thissystem
  - Topology Detection Configuration and Query, 130



- hwloc\_topology\_load
  - Topology Creation and Destruction, [99](#)
- hwloc\_topology\_membind\_support, [259](#)
  - alloc\_membind, [260](#)
  - bind\_membind, [260](#)
  - firsttouch\_membind, [260](#)
  - get\_area\_membind, [260](#)
  - get\_area\_memlocation, [260](#)
  - get\_proc\_membind, [260](#)
  - get\_thisproc\_membind, [260](#)
  - get\_thisthread\_membind, [260](#)
  - interleave\_membind, [260](#)
  - migrate\_membind, [260](#)
  - nexttouch\_membind, [261](#)
  - set\_area\_membind, [261](#)
  - set\_proc\_membind, [261](#)
  - set\_thisproc\_membind, [261](#)
  - set\_thisthread\_membind, [261](#)
  - weighted\_interleave\_membind, [261](#)
- hwloc\_topology\_misc\_support, [261](#)
  - imported\_support, [262](#)
- hwloc\_topology\_reconnect
  - Components and Plugins: Core functions to be used by components, [225](#)
- hwloc\_topology\_refresh
  - Modifying a loaded Topology, [136](#)
- hwloc\_topology\_restrict
  - Modifying a loaded Topology, [136](#)
- hwloc\_topology\_set\_all\_types\_filter
  - Topology Detection Configuration and Query, [130](#)
- hwloc\_topology\_set\_cache\_types\_filter
  - Topology Detection Configuration and Query, [130](#)
- hwloc\_topology\_set\_components
  - Changing the Source of Topology Discovery, [121](#)
- hwloc\_topology\_set\_flags
  - Topology Detection Configuration and Query, [130](#)
- hwloc\_topology\_set\_icache\_types\_filter
  - Topology Detection Configuration and Query, [131](#)
- hwloc\_topology\_set\_io\_types\_filter
  - Topology Detection Configuration and Query, [131](#)
- hwloc\_topology\_set\_pid
  - Changing the Source of Topology Discovery, [122](#)
- hwloc\_topology\_set\_synthetic
  - Changing the Source of Topology Discovery, [122](#)
- hwloc\_topology\_set\_type\_filter
  - Topology Detection Configuration and Query, [131](#)
- hwloc\_topology\_set\_userdata
  - Topology Detection Configuration and Query, [131](#)
- hwloc\_topology\_set\_userdata\_export\_callback
  - Exporting Topologies to XML, [171](#)
- hwloc\_topology\_set\_userdata\_import\_callback
  - Exporting Topologies to XML, [172](#)
- hwloc\_topology\_set\_xml
  - Changing the Source of Topology Discovery, [122](#)
- hwloc\_topology\_set\_xmlbuffer
  - Changing the Source of Topology Discovery, [123](#)
- hwloc\_topology\_support, [262](#)
  - cpubind, [262](#)
  - discovery, [262](#)
  - membind, [262](#)
  - misc, [262](#)
- hwloc\_topology\_t
  - Topology Creation and Destruction, [98](#)
- HWLOC\_TYPE\_DEPTH\_BRIDGE
  - Object levels, depths and types, [101](#)
- HWLOC\_TYPE\_DEPTH\_MEMCACHE
  - Object levels, depths and types, [101](#)
- HWLOC\_TYPE\_DEPTH\_MISC
  - Object levels, depths and types, [101](#)
- HWLOC\_TYPE\_DEPTH\_MULTIPLE
  - Object levels, depths and types, [101](#)
- HWLOC\_TYPE\_DEPTH\_NUMANODE
  - Object levels, depths and types, [101](#)
- HWLOC\_TYPE\_DEPTH\_OS\_DEVICE
  - Object levels, depths and types, [101](#)
- HWLOC\_TYPE\_DEPTH\_PCI\_DEVICE
  - Object levels, depths and types, [101](#)
- HWLOC\_TYPE\_DEPTH\_UNKNOWN
  - Object levels, depths and types, [101](#)
- hwloc\_type\_filter\_e
  - Topology Detection Configuration and Query, [128](#)
- HWLOC\_TYPE\_FILTER\_KEEP\_ALL
  - Topology Detection Configuration and Query, [128](#)
- HWLOC\_TYPE\_FILTER\_KEEP\_IMPORTANT
  - Topology Detection Configuration and Query, [128](#)
- HWLOC\_TYPE\_FILTER\_KEEP\_NONE
  - Topology Detection Configuration and Query, [128](#)
- HWLOC\_TYPE\_FILTER\_KEEP\_STRUCTURE
  - Topology Detection Configuration and Query, [128](#)
- hwloc\_type\_sscanf
  - Converting between Object Types and Attributes, and Strings, [106](#)
- hwloc\_type\_sscanf\_as\_depth
  - Converting between Object Types and Attributes, and Strings, [106](#)
- HWLOC\_TYPE\_UNORDERED
  - Object Types, [93](#)
- hwloc\_windows\_get\_nr\_processor\_groups
  - Windows-specific helpers, [199](#)
- hwloc\_windows\_get\_processor\_group\_cpuset
  - Windows-specific helpers, [200](#)
- I/O Devices, [29](#)
- imported\_support
  - hwloc\_topology\_misc\_support, [262](#)
- Importing and exporting topologies from/to XML files, [51](#)
- index

- hwloc\_topology\_diff\_obj\_attr\_u::hwloc\_topology\_diff\_obj\_attr\_u, 257
- infos
  - hwloc\_obj, 246
- infos\_count
  - hwloc\_obj, 246
- init
  - hwloc\_component, 237
- Installation, 11
- instantiate
  - hwloc\_disc\_component, 238
- interleave\_mbind
  - hwloc\_topology\_mbind\_support, 260
- Interoperability with glibc sched affinity, 200
  - hwloc\_cpuset\_from\_glibc\_sched\_affinity, 200
  - hwloc\_cpuset\_to\_glibc\_sched\_affinity, 201
- Interoperability with Linux libnuma bitmask, 198
  - hwloc\_cpuset\_from\_linux\_libnuma\_bitmask, 198
  - hwloc\_cpuset\_to\_linux\_libnuma\_bitmask, 198
  - hwloc\_node\_set\_from\_linux\_libnuma\_bitmask, 198
  - hwloc\_node\_set\_to\_linux\_libnuma\_bitmask, 199
- Interoperability with Linux libnuma unsigned long masks, 196
  - hwloc\_cpuset\_from\_linux\_libnuma\_ulong, 196
  - hwloc\_cpuset\_to\_linux\_libnuma\_ulong, 197
  - hwloc\_node\_set\_from\_linux\_libnuma\_ulong, 197
  - hwloc\_node\_set\_to\_linux\_libnuma\_ulong, 197
- Interoperability with OpenCL, 201
  - hwloc\_opengl\_get\_device\_cpuset, 201
  - hwloc\_opengl\_get\_device\_osdev, 202
  - hwloc\_opengl\_get\_device\_osdev\_by\_index, 202
  - hwloc\_opengl\_get\_device\_pci\_busid, 202
- Interoperability with OpenFabrics, 212
  - hwloc\_ibv\_get\_device\_cpuset, 213
  - hwloc\_ibv\_get\_device\_osdev, 213
  - hwloc\_ibv\_get\_device\_osdev\_by\_name, 213
- Interoperability with OpenGL displays, 211
  - hwloc\_gl\_get\_display\_by\_osdev, 211
  - hwloc\_gl\_get\_display\_osdev\_by\_name, 212
  - hwloc\_gl\_get\_display\_osdev\_by\_port\_device, 212
- Interoperability With Other Software, 55
- Interoperability with the CUDA Driver API, 203
  - hwloc\_cuda\_get\_device\_cpuset, 203
  - hwloc\_cuda\_get\_device\_osdev, 203
  - hwloc\_cuda\_get\_device\_osdev\_by\_index, 204
  - hwloc\_cuda\_get\_device\_pci\_ids, 204
  - hwloc\_cuda\_get\_device\_pcidev, 204
- Interoperability with the CUDA Runtime API, 205
  - hwloc\_cudart\_get\_device\_cpuset, 205
  - hwloc\_cudart\_get\_device\_osdev\_by\_index, 205
  - hwloc\_cudart\_get\_device\_pci\_ids, 206
  - hwloc\_cudart\_get\_device\_pcidev, 206
- Interoperability with the NVIDIA Management Library, 206
  - hwloc\_nvml\_get\_device\_cpuset, 207
  - hwloc\_nvml\_get\_device\_osdev, 207
  - hwloc\_nvml\_get\_device\_osdev\_by\_index, 207
- Interoperability with the oneAPI Level Zero interface., 209
  - hwloc\_levelzero\_get\_device\_cpuset, 209
  - hwloc\_levelzero\_get\_device\_osdev, 210
  - hwloc\_levelzero\_get\_sysman\_device\_cpuset, 210
  - hwloc\_levelzero\_get\_sysman\_device\_osdev, 211
- Interoperability with the ROCm SMI Management Library, 208
  - hwloc\_rsmi\_get\_device\_cpuset, 208
  - hwloc\_rsmi\_get\_device\_osdev, 208
  - hwloc\_rsmi\_get\_device\_osdev\_by\_index, 209
- io\_arity
  - hwloc\_obj, 246
- io\_first\_child
  - hwloc\_obj, 246
- is\_thissystem
  - hwloc\_backend, 232
- kind
  - hwloc\_distances\_s, 240
  - hwloc\_obj\_attr\_u::hwloc\_group\_attr\_s, 241
- Kinds of CPU cores, 192
  - hwloc\_cpukinds\_get\_by\_cpuset, 193
  - hwloc\_cpukinds\_get\_info, 193
  - hwloc\_cpukinds\_get\_nr, 193
  - hwloc\_cpukinds\_register, 194
- Kinds of object Type, 137
  - hwloc\_obj\_type\_is\_cache, 137
  - hwloc\_obj\_type\_is\_dcache, 137
  - hwloc\_obj\_type\_is\_icache, 138
  - hwloc\_obj\_type\_is\_io, 138
  - hwloc\_obj\_type\_is\_memory, 138
  - hwloc\_obj\_type\_is\_normal, 138
- last\_child
  - hwloc\_obj, 246
- linesize
  - hwloc\_obj\_attr\_u::hwloc\_cache\_attr\_s, 234
- linkspeed
  - hwloc\_obj\_attr\_u::hwloc\_pcidev\_attr\_s, 251
- Linux-specific helpers, 194
  - hwloc\_linux\_get\_tid\_cpupbind, 195
  - hwloc\_linux\_get\_tid\_last\_cpu\_location, 195
  - hwloc\_linux\_read\_path\_as\_cpumask, 195
  - hwloc\_linux\_set\_tid\_cpupbind, 195
- local\_memory
  - hwloc\_obj\_attr\_u::hwloc\_numanode\_attr\_s, 243
- location
  - hwloc\_location, 242
- logical\_index
  - hwloc\_obj, 247
- Looking at Ancestor and Child Objects, 144
  - hwloc\_get\_ancestor\_obj\_by\_depth, 144
  - hwloc\_get\_ancestor\_obj\_by\_type, 144

- hwloc\_get\_common\_ancestor\_obj, 145
- hwloc\_get\_next\_child, 145
- hwloc\_obj\_is\_in\_subtree, 145
- Looking at Cache Objects, 146
  - hwloc\_get\_cache\_covering\_cpuset, 146
  - hwloc\_get\_cache\_type\_depth, 146
  - hwloc\_get\_shared\_cache\_covering\_obj, 146
- Managing memory attributes, 190
  - hwloc\_memattr\_flag\_e, 190
  - HWLOC\_MEMATTR\_FLAG\_HIGHER\_FIRST, 190
  - HWLOC\_MEMATTR\_FLAG\_LOWER\_FIRST, 190
  - HWLOC\_MEMATTR\_FLAG\_NEED\_INITIATOR, 190
  - hwloc\_memattr\_get\_flags, 191
  - hwloc\_memattr\_get\_name, 191
  - hwloc\_memattr\_register, 191
  - hwloc\_memattr\_set\_value, 191
- membind
  - hwloc\_topology\_support, 262
- Memory binding, 113
  - hwloc\_alloc, 116
  - hwloc\_alloc\_membind, 116
  - hwloc\_alloc\_membind\_policy, 117
  - hwloc\_free, 117
  - hwloc\_get\_area\_membind, 117
  - hwloc\_get\_area\_memlocation, 118
  - hwloc\_get\_membind, 118
  - hwloc\_get\_proc\_membind, 119
  - HWLOC\_MEMBIND\_BIND, 116
  - HWLOC\_MEMBIND\_BYNODESET, 115
  - HWLOC\_MEMBIND\_DEFAULT, 115
  - HWLOC\_MEMBIND\_FIRSTTOUCH, 115
  - hwloc\_membind\_flags\_t, 114
  - HWLOC\_MEMBIND\_INTERLEAVE, 116
  - HWLOC\_MEMBIND\_MIGRATE, 115
  - HWLOC\_MEMBIND\_MIXED, 116
  - HWLOC\_MEMBIND\_NEXTTOUCH, 116
  - HWLOC\_MEMBIND\_NOCPUBIND, 115
  - hwloc\_membind\_policy\_t, 115
  - HWLOC\_MEMBIND\_PROCESS, 115
  - HWLOC\_MEMBIND\_STRICT, 115
  - HWLOC\_MEMBIND\_THREAD, 115
  - HWLOC\_MEMBIND\_WEIGHTED\_INTERLEAVE, 116
  - hwloc\_set\_area\_membind, 119
  - hwloc\_set\_membind, 120
  - hwloc\_set\_proc\_membind, 120
- memory\_arity
  - hwloc\_obj, 247
- memory\_first\_child
  - hwloc\_obj, 247
- migrate\_membind
  - hwloc\_topology\_membind\_support, 260
- misc
  - hwloc\_topology\_support, 262
- misc\_arity
  - hwloc\_obj, 247
- misc\_first\_child
  - hwloc\_obj, 247
- Miscellaneous objects, 35
- Modifying a loaded Topology, 132
  - HWLOC\_ALLOW\_FLAG\_ALL, 132
  - HWLOC\_ALLOW\_FLAG\_CUSTOM, 133
  - HWLOC\_ALLOW\_FLAG\_LOCAL\_RESTRICTIONS, 132
  - hwloc\_allow\_flags\_e, 132
  - hwloc\_obj\_add\_other\_obj\_sets, 133
  - HWLOC\_RESTRICT\_FLAG\_ADAPT\_IO, 133
  - HWLOC\_RESTRICT\_FLAG\_ADAPT\_MISC, 133
  - HWLOC\_RESTRICT\_FLAG\_BYNODESET, 133
  - HWLOC\_RESTRICT\_FLAG\_REMOVE\_CPULESS, 133
  - HWLOC\_RESTRICT\_FLAG\_REMOVE\_MEMLESS, 133
  - hwloc\_restrict\_flags\_e, 133
  - hwloc\_topology\_alloc\_group\_object, 133
  - hwloc\_topology\_allow, 134
  - hwloc\_topology\_free\_group\_object, 134
  - hwloc\_topology\_insert\_group\_object, 134
  - hwloc\_topology\_insert\_misc\_object, 135
  - hwloc\_topology\_refresh, 136
  - hwloc\_topology\_restrict, 136
- name
  - hwloc\_disc\_component, 238
  - hwloc\_info\_s, 241
  - hwloc\_obj, 247
  - hwloc\_topology\_diff\_obj\_attr\_u::hwloc\_topology\_diff\_obj\_attr\_string\_s, 255
- nbobjs
  - hwloc\_distances\_s, 240
- newvalue
  - hwloc\_topology\_diff\_obj\_attr\_u::hwloc\_topology\_diff\_obj\_attr\_string\_s, 255
  - hwloc\_topology\_diff\_obj\_attr\_u::hwloc\_topology\_diff\_obj\_attr\_uint64\_s, 257
- next
  - hwloc\_topology\_diff\_u::hwloc\_topology\_diff\_generic\_s, 254
  - hwloc\_topology\_diff\_u::hwloc\_topology\_diff\_obj\_attr\_s, 254
  - hwloc\_topology\_diff\_u::hwloc\_topology\_diff\_too\_complex\_s, 257
- next\_cousin
  - hwloc\_obj, 247
- next\_sibling
  - hwloc\_obj, 247
- nexttouch\_membind

- hwloc\_topology\_membind\_support, 261
- nodeset
  - hwloc\_obj, 247
- numa
  - hwloc\_topology\_discovery\_support, 259
- numa\_memory
  - hwloc\_topology\_discovery\_support, 259
- numanode
  - hwloc\_obj\_attr\_u, 250
- obj\_attr
  - hwloc\_topology\_diff\_u, 258
- obj\_depth
  - hwloc\_topology\_diff\_u::hwloc\_topology\_diff\_obj\_attr\_s, 254
  - hwloc\_topology\_diff\_u::hwloc\_topology\_diff\_too\_complex\_s, 257
- obj\_index
  - hwloc\_topology\_diff\_u::hwloc\_topology\_diff\_obj\_attr\_s, 255
  - hwloc\_topology\_diff\_u::hwloc\_topology\_diff\_too\_complex\_s, 257
- object
  - hwloc\_location::hwloc\_location\_u, 242
- Object attributes, 37
- Object levels, depths and types, 100
  - hwloc\_get\_depth\_type, 101
  - hwloc\_get\_memory\_parents\_depth, 101
  - hwloc\_get\_nbobjs\_by\_depth, 102
  - hwloc\_get\_nbobjs\_by\_type, 102
  - hwloc\_get\_next\_obj\_by\_depth, 102
  - hwloc\_get\_next\_obj\_by\_type, 102
  - hwloc\_get\_obj\_by\_depth, 103
  - hwloc\_get\_obj\_by\_type, 103
  - hwloc\_get\_root\_obj, 103
  - hwloc\_get\_type\_depth, 103
  - hwloc\_get\_type\_depth\_e, 101
  - hwloc\_get\_type\_or\_above\_depth, 104
  - hwloc\_get\_type\_or\_below\_depth, 104
  - hwloc\_topology\_get\_depth, 104
  - HWLOC\_TYPE\_DEPTH\_BRIDGE, 101
  - HWLOC\_TYPE\_DEPTH\_MEMCACHE, 101
  - HWLOC\_TYPE\_DEPTH\_MISC, 101
  - HWLOC\_TYPE\_DEPTH\_MULTIPLE, 101
  - HWLOC\_TYPE\_DEPTH\_NUMANODE, 101
  - HWLOC\_TYPE\_DEPTH\_OS\_DEVICE, 101
  - HWLOC\_TYPE\_DEPTH\_PCI\_DEVICE, 101
  - HWLOC\_TYPE\_DEPTH\_UNKNOWN, 101
- Object Sets (hwloc\_cpuset\_t and hwloc\_nodeset\_t), 92
  - hwloc\_const\_cpuset\_t, 92
  - hwloc\_const\_nodeset\_t, 92
  - hwloc\_cpuset\_t, 92
  - hwloc\_nodeset\_t, 92
- Object Structure and Attributes, 97

- hwloc\_obj\_t, 97
- Object Types, 93
  - hwloc\_compare\_types, 97
  - HWLOC\_OBJ\_BRIDGE, 96
  - HWLOC\_OBJ\_BRIDGE\_HOST, 94
  - HWLOC\_OBJ\_BRIDGE\_PCI, 94
  - hwloc\_obj\_bridge\_type\_e, 94
  - hwloc\_obj\_bridge\_type\_t, 93
  - HWLOC\_OBJ\_CACHE\_DATA, 94
  - HWLOC\_OBJ\_CACHE\_INSTRUCTION, 94
  - hwloc\_obj\_cache\_type\_e, 94
  - hwloc\_obj\_cache\_type\_t, 93
  - HWLOC\_OBJ\_CACHE\_UNIFIED, 94
  - HWLOC\_OBJ\_CORE, 95
  - HWLOC\_OBJ\_DIE, 96
  - HWLOC\_OBJ\_GROUP, 95
  - HWLOC\_OBJ\_L1CACHE, 95
  - HWLOC\_OBJ\_L1ICACHE, 95
  - HWLOC\_OBJ\_L2CACHE, 95
  - HWLOC\_OBJ\_L2ICACHE, 95
  - HWLOC\_OBJ\_L3CACHE, 95
  - HWLOC\_OBJ\_L3ICACHE, 95
  - HWLOC\_OBJ\_L4CACHE, 95
  - HWLOC\_OBJ\_L5CACHE, 95
  - HWLOC\_OBJ\_MACHINE, 95
  - HWLOC\_OBJ\_MEMCACHE, 96
  - HWLOC\_OBJ\_MISC, 96
  - HWLOC\_OBJ\_NUMANODE, 96
  - HWLOC\_OBJ\_OS\_DEVICE, 96
  - HWLOC\_OBJ\_OSDEV\_BLOCK, 94
  - HWLOC\_OBJ\_OSDEV\_COPROC, 94
  - HWLOC\_OBJ\_OSDEV\_DMA, 94
  - HWLOC\_OBJ\_OSDEV\_GPU, 94
  - HWLOC\_OBJ\_OSDEV\_NETWORK, 94
  - HWLOC\_OBJ\_OSDEV\_OPENFABRICS, 94
  - hwloc\_obj\_osdev\_type\_e, 94
  - hwloc\_obj\_osdev\_type\_t, 94
  - HWLOC\_OBJ\_PACKAGE, 95
  - HWLOC\_OBJ\_PCI\_DEVICE, 96
  - HWLOC\_OBJ\_PU, 95
  - hwloc\_obj\_type\_t, 95
  - HWLOC\_TYPE\_UNORDERED, 93
- objs
  - hwloc\_distances\_s, 240
- oldvalue
  - hwloc\_topology\_diff\_obj\_attr\_u::hwloc\_topology\_diff\_obj\_attr\_string\_s, 255
  - hwloc\_topology\_diff\_obj\_attr\_u::hwloc\_topology\_diff\_obj\_attr\_uint64\_s, 257
- os\_index
  - hwloc\_obj, 248
- osdev
  - hwloc\_obj\_attr\_u, 250

- page\_types
  - hwloc\_obj\_attr\_u::hwloc\_numanode\_attr\_s, [243](#)
- page\_types\_len
  - hwloc\_obj\_attr\_u::hwloc\_numanode\_attr\_s, [243](#)
- parent
  - hwloc\_obj, [248](#)
- pci
  - hwloc\_obj\_attr\_u::hwloc\_bridge\_attr\_s, [233](#)
- pci\_bus
  - hwloc\_cl\_device\_pci\_bus\_info\_khr, [235](#)
- pci\_device
  - hwloc\_cl\_device\_pci\_bus\_info\_khr, [235](#)
- pci\_domain
  - hwloc\_cl\_device\_pci\_bus\_info\_khr, [235](#)
- pci\_function
  - hwloc\_cl\_device\_pci\_bus\_info\_khr, [235](#)
- pcidev
  - hwloc\_obj\_attr\_u, [250](#)
- pcie
  - hwloc\_cl\_device\_topology\_amd, [236](#)
- phase
  - hwloc\_disc\_status, [239](#)
- phases
  - hwloc\_backend, [232](#)
  - hwloc\_disc\_component, [238](#)
- prev\_cousin
  - hwloc\_obj, [248](#)
- prev\_sibling
  - hwloc\_obj, [248](#)
- priority
  - hwloc\_disc\_component, [238](#)
- private\_data
  - hwloc\_backend, [232](#)
- pu
  - hwloc\_topology\_discovery\_support, [259](#)
- raw
  - hwloc\_cl\_device\_topology\_amd, [236](#)
- Remove distances between objects, [181](#)
  - hwloc\_distances\_release\_remove, [181](#)
  - hwloc\_distances\_remove, [181](#)
  - hwloc\_distances\_remove\_by\_depth, [181](#)
  - hwloc\_distances\_remove\_by\_type, [182](#)
- Retrieve distances between objects, [173](#)
  - hwloc\_distances\_get, [175](#)
  - hwloc\_distances\_get\_by\_depth, [176](#)
  - hwloc\_distances\_get\_by\_name, [176](#)
  - hwloc\_distances\_get\_by\_type, [176](#)
  - hwloc\_distances\_get\_name, [177](#)
  - hwloc\_distances\_kind\_e, [174](#)
  - HWLOC\_DISTANCES\_KIND\_FROM\_OS, [174](#)
  - HWLOC\_DISTANCES\_KIND\_FROM\_USER, [174](#)
  - HWLOC\_DISTANCES\_KIND\_HETEROGENEOUS\_TYPES, [175](#)
  - hwloc\_distances\_release, [177](#)
  - hwloc\_distances\_transform, [177](#)
  - hwloc\_distances\_transform\_e, [175](#)
  - HWLOC\_DISTANCES\_TRANSFORM\_LINKS, [175](#)
  - HWLOC\_DISTANCES\_TRANSFORM\_MERGE\_SWITCH\_PORTS, [175](#)
  - HWLOC\_DISTANCES\_TRANSFORM\_REMOVE\_NULL, [175](#)
  - HWLOC\_DISTANCES\_TRANSFORM\_TRANSITIVE\_CLOSURE, [175](#)
- revision
  - hwloc\_obj\_attr\_u::hwloc\_pcidev\_attr\_s, [251](#)
- secondary\_bus
  - hwloc\_obj\_attr\_u::hwloc\_bridge\_attr\_s, [233](#)
- set\_area\_membind
  - hwloc\_topology\_membind\_support, [261](#)
- set\_proc\_cpubind
  - hwloc\_topology\_cpubind\_support, [253](#)
- set\_proc\_membind
  - hwloc\_topology\_membind\_support, [261](#)
- set\_thisproc\_cpubind
  - hwloc\_topology\_cpubind\_support, [253](#)
- set\_thisproc\_membind
  - hwloc\_topology\_membind\_support, [261](#)
- set\_thisthread\_cpubind
  - hwloc\_topology\_cpubind\_support, [253](#)
- set\_thisthread\_membind
  - hwloc\_topology\_membind\_support, [261](#)
- set\_thread\_cpubind
  - hwloc\_topology\_cpubind\_support, [253](#)
- Sharing topologies between processes, [218](#)
  - hwloc\_shmem\_topology\_adopt, [219](#)
  - hwloc\_shmem\_topology\_get\_length, [219](#)
  - hwloc\_shmem\_topology\_write, [220](#)
- sibling\_rank
  - hwloc\_obj, [248](#)
- size
  - hwloc\_obj\_attr\_u::hwloc\_cache\_attr\_s, [234](#)
  - hwloc\_obj\_attr\_u::hwloc\_numanode\_attr\_s::hwloc\_memory\_page\_type, [243](#)
- string
  - hwloc\_topology\_diff\_obj\_attr\_u, [256](#)
- subdevice\_id
  - hwloc\_obj\_attr\_u::hwloc\_pcidev\_attr\_s, [251](#)
- subkind
  - hwloc\_obj\_attr\_u::hwloc\_group\_attr\_s, [241](#)
- subordinate\_bus
- subtype

- hwloc\_obj, 248
- subvendor\_id
  - hwloc\_obj\_attr\_u::hwloc\_pcidev\_attr\_s, 251
- symmetric\_subtree
  - hwloc\_obj, 248
- Synthetic topologies, 53

## Terms and Definitions, 15

### The bitmap API, 156

- hwloc\_bitmap\_allbut, 158
- hwloc\_bitmap\_alloc, 158
- hwloc\_bitmap\_alloc\_full, 159
- hwloc\_bitmap\_and, 159
- hwloc\_bitmap\_andnot, 159
- hwloc\_bitmap\_asprintf, 159
- hwloc\_bitmap\_clr, 159
- hwloc\_bitmap\_clr\_range, 159
- hwloc\_bitmap\_compare, 160
- hwloc\_bitmap\_compare\_first, 160
- hwloc\_bitmap\_copy, 160
- hwloc\_bitmap\_dup, 161
- hwloc\_bitmap\_fill, 161
- hwloc\_bitmap\_first, 161
- hwloc\_bitmap\_first\_unset, 161
- hwloc\_bitmap\_foreach\_begin, 158
- hwloc\_bitmap\_foreach\_end, 158
- hwloc\_bitmap\_free, 161
- hwloc\_bitmap\_from\_ith\_ulong, 161
- hwloc\_bitmap\_from\_ulong, 161
- hwloc\_bitmap\_from\_ulongs, 162
- hwloc\_bitmap\_intersects, 162
- hwloc\_bitmap\_isequal, 162
- hwloc\_bitmap\_isfull, 162
- hwloc\_bitmap\_isincluded, 162
- hwloc\_bitmap\_isset, 163
- hwloc\_bitmap\_iszero, 163
- hwloc\_bitmap\_last, 163
- hwloc\_bitmap\_last\_unset, 163
- hwloc\_bitmap\_list\_asprintf, 163
- hwloc\_bitmap\_list\_snprintf, 164
- hwloc\_bitmap\_list\_sscanf, 164
- hwloc\_bitmap\_next, 164
- hwloc\_bitmap\_next\_unset, 165
- hwloc\_bitmap\_not, 165
- hwloc\_bitmap\_nr\_ulongs, 165
- hwloc\_bitmap\_only, 165
- hwloc\_bitmap\_or, 165
- hwloc\_bitmap\_set, 166
- hwloc\_bitmap\_set\_ith\_ulong, 166
- hwloc\_bitmap\_set\_range, 166
- hwloc\_bitmap\_singlify, 166
- hwloc\_bitmap\_snprintf, 166
- hwloc\_bitmap\_sscanf, 167
- hwloc\_bitmap\_t, 158

- hwloc\_bitmap\_taskset\_asprintf, 167
- hwloc\_bitmap\_taskset\_snprintf, 167
- hwloc\_bitmap\_taskset\_sscanf, 168
- hwloc\_bitmap\_to\_ith\_ulong, 168
- hwloc\_bitmap\_to\_ulong, 168
- hwloc\_bitmap\_to\_ulongs, 168
- hwloc\_bitmap\_weight, 168
- hwloc\_bitmap\_xor, 168
- hwloc\_bitmap\_zero, 169
- hwloc\_const\_bitmap\_t, 158

### Thread Safety, 57

### too\_complex

- hwloc\_topology\_diff\_u, 258

### Topology Attributes: Distances, Memory Attributes and CPU Kinds, 43

### Topology Creation and Destruction, 97

- hwloc\_topology\_abi\_check, 98
- hwloc\_topology\_check, 98
- hwloc\_topology\_destroy, 99
- hwloc\_topology\_dup, 99
- hwloc\_topology\_init, 99
- hwloc\_topology\_load, 99
- hwloc\_topology\_t, 98

### Topology Detection Configuration and Query, 124

- HWLOC\_TOPOLOGY\_FLAG\_DONT\_CHANGE\_BINDING, 127
- HWLOC\_TOPOLOGY\_FLAG\_IMPORT\_SUPPORT, 126
- HWLOC\_TOPOLOGY\_FLAG\_INCLUDE\_DISALLOWED, 125
- HWLOC\_TOPOLOGY\_FLAG\_IS\_THISSYSTEM, 125
- HWLOC\_TOPOLOGY\_FLAG\_NO\_CPUKINDS, 128
- HWLOC\_TOPOLOGY\_FLAG\_NO\_DISTANCES, 128
- HWLOC\_TOPOLOGY\_FLAG\_NO\_MEMATTRS, 128
- HWLOC\_TOPOLOGY\_FLAG\_RESTRICT\_TO\_CPUBINDING, 127
- HWLOC\_TOPOLOGY\_FLAG\_RESTRICT\_TO\_MEMBINDING, 127
- HWLOC\_TOPOLOGY\_FLAG\_THISSYSTEM\_ALLOWED\_RESOURCE, 126
- hwloc\_topology\_flags\_e, 124
- hwloc\_topology\_get\_flags, 129
- hwloc\_topology\_get\_support, 129
- hwloc\_topology\_get\_type\_filter, 129
- hwloc\_topology\_get\_userdata, 129
- hwloc\_topology\_is\_thissystem, 130
- hwloc\_topology\_set\_all\_types\_filter, 130
- hwloc\_topology\_set\_cache\_types\_filter, 130
- hwloc\_topology\_set\_flags, 130
- hwloc\_topology\_set\_icache\_types\_filter, 131
- hwloc\_topology\_set\_io\_types\_filter, 131
- hwloc\_topology\_set\_type\_filter, 131
- hwloc\_topology\_set\_userdata, 131



- hwloc\_type\_filter\_e, [128](#)
- HWLOC\_TYPE\_FILTER\_KEEP\_ALL, [128](#)
- HWLOC\_TYPE\_FILTER\_KEEP\_IMPORTANT, [128](#)
- HWLOC\_TYPE\_FILTER\_KEEP\_NONE, [128](#)
- HWLOC\_TYPE\_FILTER\_KEEP\_STRUCTURE, [128](#)
- Topology differences, [214](#)
  - hwloc\_topology\_diff\_apply, [216](#)
  - hwloc\_topology\_diff\_apply\_flags\_e, [215](#)
  - HWLOC\_TOPOLOGY\_DIFF\_APPLY\_REVERSE, [215](#)
  - hwloc\_topology\_diff\_build, [216](#)
  - hwloc\_topology\_diff\_destroy, [217](#)
  - hwloc\_topology\_diff\_export\_xml, [217](#)
  - hwloc\_topology\_diff\_export\_xmlbuffer, [217](#)
  - hwloc\_topology\_diff\_load\_xml, [217](#)
  - hwloc\_topology\_diff\_load\_xmlbuffer, [218](#)
  - HWLOC\_TOPOLOGY\_DIFF\_OBJ\_ATTR, [216](#)
  - HWLOC\_TOPOLOGY\_DIFF\_OBJ\_ATTR\_INFO, [215](#)
  - HWLOC\_TOPOLOGY\_DIFF\_OBJ\_ATTR\_NAME, [215](#)
  - HWLOC\_TOPOLOGY\_DIFF\_OBJ\_ATTR\_SIZE, [215](#)
  - hwloc\_topology\_diff\_obj\_attr\_type\_e, [215](#)
  - hwloc\_topology\_diff\_obj\_attr\_type\_t, [215](#)
  - hwloc\_topology\_diff\_t, [215](#)
  - HWLOC\_TOPOLOGY\_DIFF\_TOO\_COMPLEX, [216](#)
  - hwloc\_topology\_diff\_type\_e, [216](#)
  - hwloc\_topology\_diff\_type\_t, [215](#)
- total\_memory
  - hwloc\_obj, [248](#)
- type
  - hwloc\_cl\_device\_topology\_amd, [236](#)
  - hwloc\_component, [237](#)
  - hwloc\_location, [242](#)
  - hwloc\_obj, [249](#)
  - hwloc\_obj\_attr\_u::hwloc\_cache\_attr\_s, [234](#)
  - hwloc\_obj\_attr\_u::hwloc\_osdev\_attr\_s, [250](#)
  - hwloc\_topology\_diff\_obj\_attr\_u::hwloc\_topology\_diff\_obj\_attr\_generic\_s, [254](#)
  - hwloc\_topology\_diff\_obj\_attr\_u::hwloc\_topology\_diff\_obj\_attr\_string\_s, [255](#)
  - hwloc\_topology\_diff\_obj\_attr\_u::hwloc\_topology\_diff\_obj\_attr\_uint64\_s, [257](#)
  - hwloc\_topology\_diff\_u::hwloc\_topology\_diff\_generic\_s, [254](#)
  - hwloc\_topology\_diff\_u::hwloc\_topology\_diff\_obj\_attr\_s, [255](#)
  - hwloc\_topology\_diff\_u::hwloc\_topology\_diff\_too\_complex\_s, [257](#)
- uint64
  - hwloc\_topology\_diff\_obj\_attr\_u, [256](#)
- unused
  - hwloc\_cl\_device\_topology\_amd, [236](#)
- Upgrading to the hwloc 2.0 API, [81](#)
- upstream
  - hwloc\_obj\_attr\_u::hwloc\_bridge\_attr\_s, [233](#)
- upstream\_type
  - hwloc\_obj\_attr\_u::hwloc\_bridge\_attr\_s, [233](#)
- userdata
  - hwloc\_obj, [249](#)
- value
  - hwloc\_info\_s, [241](#)
- values
  - hwloc\_distances\_s, [240](#)
- vendor\_id
  - hwloc\_obj\_attr\_u::hwloc\_pcidev\_attr\_s, [252](#)
- weighted\_interleave\_membind
  - hwloc\_topology\_membind\_support, [261](#)
- Windows-specific helpers, [199](#)
  - hwloc\_windows\_get\_nr\_processor\_groups, [199](#)
  - hwloc\_windows\_get\_processor\_group\_cpuset, [200](#)